



# HYDROTAP G5 CHA CELSIUS ARC BRUSHED ROSE GOLD



CHILLED



HOT & AMBIENT

FILTERED

UNFILTERED



## Order Code H58788Z05AU

Zip HydroTap Design Range CELSIUS Chilled Filtered water, plus Hot and Cold washing up water from a single tap. The system features a single under bench command centre including full colour interactive touch screen display with pin code protection and customisable settings including 3 energy saving modes including ON/OFF timers and 2 hour sleep mode, 'Quiet' mode with automated intelligent fan speed adjustment, antimicrobial protection impregnated into key water paths for enhanced hygiene, 100% water efficient air cooled technology, and 0.2 micron water filtration.

Manufacturing Code H58788Z05AU

Capacity Residential

**Tap** Zip HydroTap Design Range CELSIUS ARC Tap (Brushed Rose Gold)

**Water Pressure** Min 170kPa - Max 700kPa

**Water Connection** 1/2" BSP (G1/2)

**Water Supply Requirements** Cold and Hot

**Water Valves** Integrated 500kPa Pressure limiting valve and Dual Check Valve

**Power Rating** 0.17kW 220-240V 50Hz

**Power Supply** 1 x 10 Amp socket outlet

**Dimensions** W280mm x D406mm x H333mm

**Product Approvals** WaterMark, RCM, ARC

Wels Rating

5 Star, 5.5 litres

Warranty

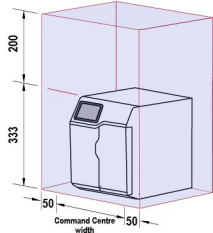

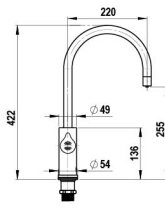
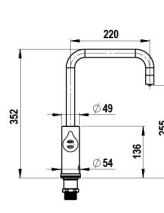

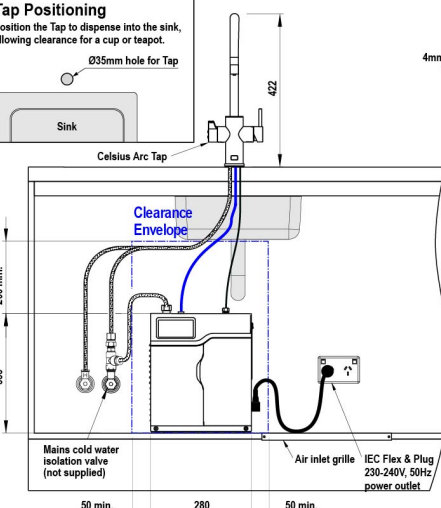
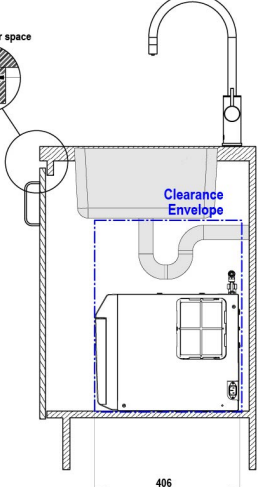
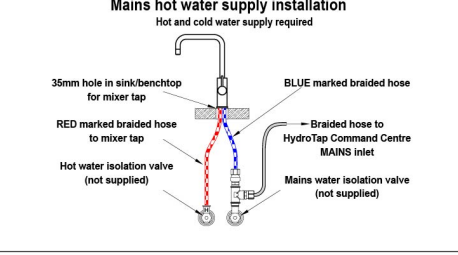
5 years (appliance warranty 36 months plus additional 24 months tank warranty)

## Installation Requirements

1. Installation and connection of your Zip HydroTap must be carried out by a qualified person, observing national and local regulations.
2. You will require suitable mains electrical and drinking water connections, plus waste water drainage all within 1 metre of the product.
3. Zip Micro is air-cooled so discrete cabinetry cut-outs are required for ventilation.
4. Installation on most bench tops is straightforward however some stone bench tops may require a specialised cutting service.
5. If you live in a hard water area, we recommend installation of a Zip scale filtration kit.
6. Installation by Zip Professional Service can be arranged with a phone call or through [www.zipwater.com/book-service-visit](http://www.zipwater.com/book-service-visit)

## Installation Detail

EKL2 HydroTap G5 v1.00 02.21

Ventilation requirements <small>Contact your local service provider if ventilation is not suitable</small>		HydroTap Tap options	
<b>Clearance envelope</b> Position the Tap and the Command Centre as close together as possible. 	 Air outlet louvre (if required) Cut-out in door/wall, towards the top of the cabinet	<b>Celsius Arc Tap</b> 	<b>Celsius Cube Tap</b> 
 Air inlet cut-out (required) Cut-out in cabinet floor	<b>Tap Positioning</b> Position the Tap to dispense into the sink, allowing clearance for a cup or teapot. Ø35mm hole for Tap 		<b>Mains hot water supply installation</b> Hot and cold water supply required 

SCALE 1:5  
ALL DIMENSIONS IN MM UNLESS OTHERWISE SPECIFIED. INSTALLATION DIAGRAMS ARE FOR ILLUSTRATIVE PURPOSES ONLY. HOSES ARE NOT SHOWN TO SCALE AND CANNOT BE LENGTHENED.

HydroTap G5  
C Home

shown with Celsius Arc Tap