



# Montana Square 25mm Bevel Edge Mirror Includes Mirror Demister

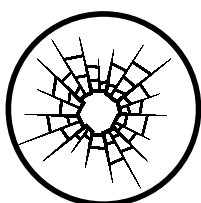


Note: All dimensions are in millimetres (mm)

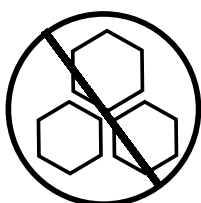
Stock Code	Size (mm)	Shape	Edge
MS7575GTD	750 x 750 x 5	Square	25mm Bevel



Portrait or  
landscape  
mounting



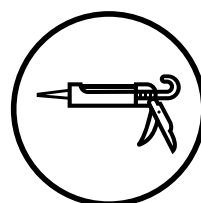
Safety backing  
film



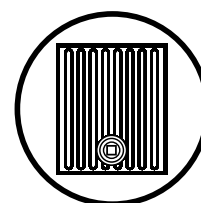
Copper-free  
mirror



Two years  
warranty



Glue-to-wall

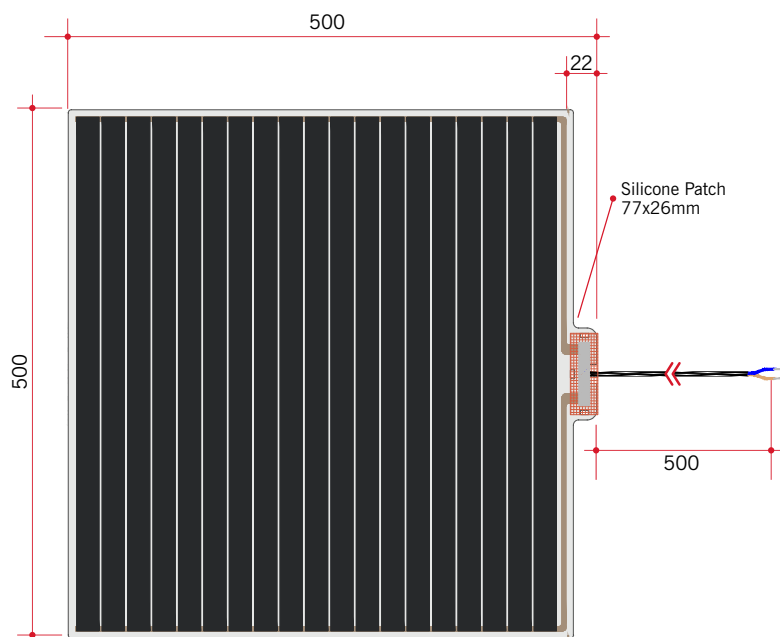


Includes  
demister

This product includes a mirror and Thermomirror demister. These are supplied as separate parts and the demister will need to be adhered to the back of the mirror prior to installation of the mirror. For details on the demister, please see next page


Mirrors will need to be installed in accordance with the Installation Guide. Ablaze does not take responsibility for incorrect installation of these mirrors

**Thermomirror Mirror Demister**  
Ultra-thin Demister Pad for use on Bathroom Mirrors



Note: All dimensions are in millimetres (mm)

Stock Code	Size (mm)	Heat Output (W)	Voltage - Frequency
TM5050	500 x 500	30	220 - 240V 50Hz



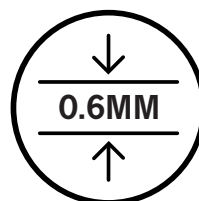
10 year warranty



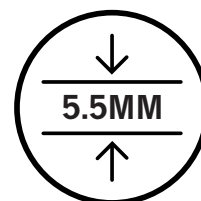
Hardwiring only




Safe for use in  
bathrooms




Heating pad thickness



Connection thickness




Max temperature



Fully self-adhesive



Wiring lead



Double Insulated



Made in Europe

Thermomirror demisters must be installed by a qualified electrician. The demister cannot be cut, pierced or modified in anyway.