

MODEL: D4-4 (4V 4AH@C20HR)

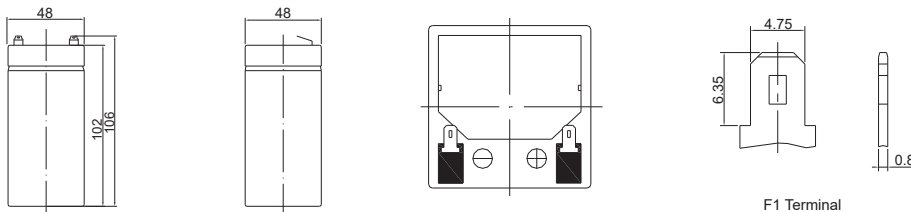
Specification

Cells Per Unit	2
Voltage Per Unit	4
Nominal Capacity	4.0Ah@20hour-rate to 1.75V per cell @25°C
Weight	Approx. 0.45 Kg (Tolerance ± 5.0%)
Internal Resistance	Approx. 25 mΩ
Terminal	F1
Max. Discharge Current	40A (5 sec)
Short Circuit Current	210A
Design Life	3~5 years
Max. Charging Current	1.20 A
Reference Capacity	C3 3.10AH C5 3.49AH C10 3.74AH C20 4.00AH
Standby Use Voltage	4.56 V~4.63 V @ 25°C Temperature Compensation: -3mV/°C/Cell
Cycle Use Voltage	4.86 V~4.94 V @ 25°C Temperature Compensation: -4mV/°C/Cell
Operating Temperature Range	Discharge: -20°C~60°C Charge: 0°C~50°C Storage: -20°C~60°C
Normal Operating Temperature Range	25°C ± 5°C
Self Discharge	Valve Regulated Lead Acid (VRLA) batteries can be stored for up to 6 months at 25°C and then recharging is recommended. Monthly Self-discharge ratio is less than 3% at 25°C. Please charge batteries before using.
Container Material	A.B.S. UL94-HB, UL94-V0 Optional.



D Series is a general purpose battery with 6~8 years design life in float service. It meets with IEC, JIS, BS, GB/T and YD/T standards. With advanced AGM valve regulated technology and high purity raw material, battery maintains high consistency for better performance and reliable standby service life. It is suitable for UPS/EPS, medical equipment, emergency light and security system applications.

Dimensions



Length	48±1.5mm (1.85 inches)
Width	48±1.5mm (1.85 inches)
Height	102±1.5mm (3.98 inches)
Total Height	106±1.5mm (4.21 inches)
Terminal	Value
M5	6~7 N*m
M6	8~10 N*m
M8	10~12 N*m

Unit: mm

Constant Current Discharge Characteristics : A (25°C)

F.V/Time	5MIN	10MIN	15MIN	30MIN	1HR	2HR	3HR	4HR	5HR	8HR	10HR	20HR
1.60V	15.18	10.73	7.753	4.453	2.444	1.501	1.128	0.911	0.755	0.486	0.394	0.208
1.65V	14.11	10.14	7.413	4.275	2.360	1.453	1.093	0.886	0.735	0.480	0.390	0.205
1.70V	12.73	9.331	6.943	4.086	2.283	1.405	1.063	0.862	0.716	0.473	0.384	0.202
1.75V	11.41	8.541	6.461	3.906	2.200	1.356	1.032	0.840	0.698	0.466	0.379	0.200
1.80V	10.02	7.731	5.966	3.733	2.116	1.307	1.000	0.816	0.680	0.458	0.374	0.198
1.85V	7.951	6.319	4.950	3.215	1.898	1.198	0.924	0.758	0.634	0.430	0.352	0.188

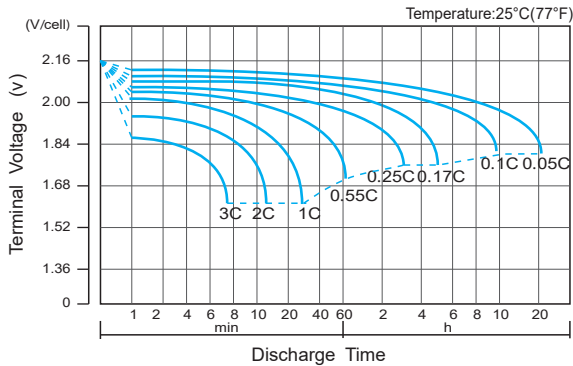
Constant Power Discharge Characteristics : WPC (25°C)

F.V/Time	5MIN	10MIN	15MIN	30MIN	1HR	2HR	3HR	4HR	5HR	8HR	10HR	20HR
1.60V	25.16	18.23	13.55	8.089	4.592	2.844	2.154	1.748	1.454	0.948	0.775	0.410
1.65V	23.67	17.56	13.15	7.847	4.461	2.767	2.097	1.707	1.422	0.940	0.767	0.404
1.70V	21.84	16.46	12.50	7.576	4.342	2.690	2.049	1.667	1.390	0.927	0.756	0.400
1.75V	20.00	15.34	11.80	7.315	4.209	2.608	1.996	1.631	1.360	0.916	0.747	0.395
1.80V	17.94	14.13	11.05	7.062	4.072	2.528	1.942	1.590	1.329	0.903	0.739	0.392
1.85V	14.54	11.75	9.301	6.143	3.674	2.328	1.803	1.483	1.244	0.849	0.696	0.373

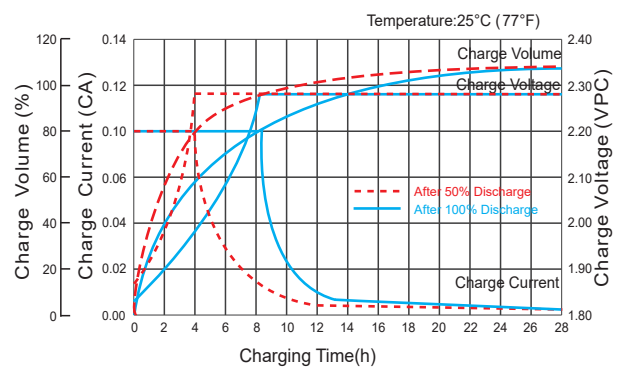
(Note) The above characteristics data are average values obtained within three charge/discharge cycle not the minimum values. The battery must be fully charged before the capacity test. The C₂₀ should reach 95% after the first cycle and 100% after the third cycle.

MODEL: D4-4 (4V 4AH@C20HR)

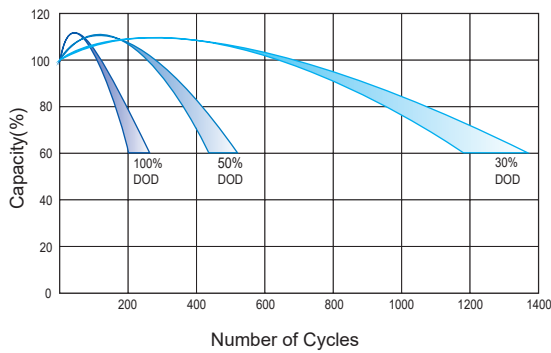
Discharge Characteristics Curve



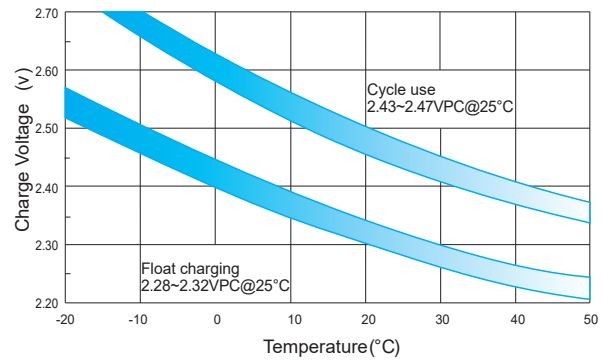
Charge Characteristic Curve For Standby Use



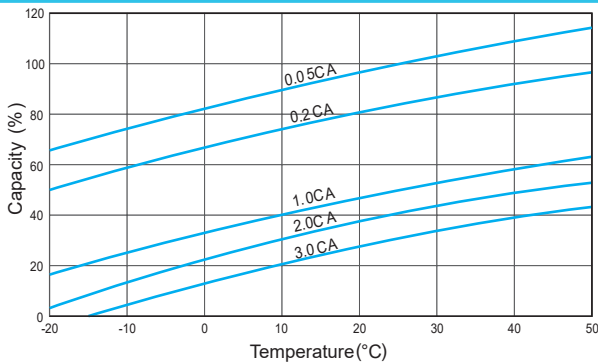
Cycle Life In Relation To Depth Of Discharge



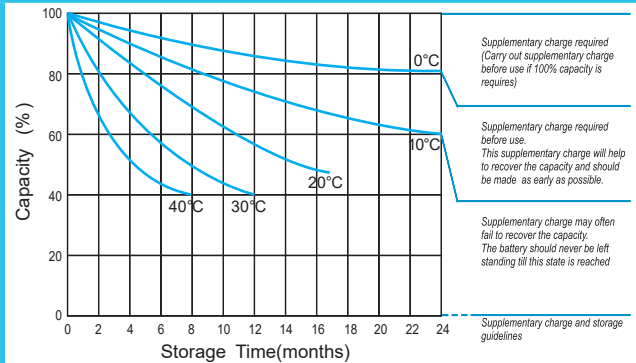
Relationship Between Charging Voltage And Temperature



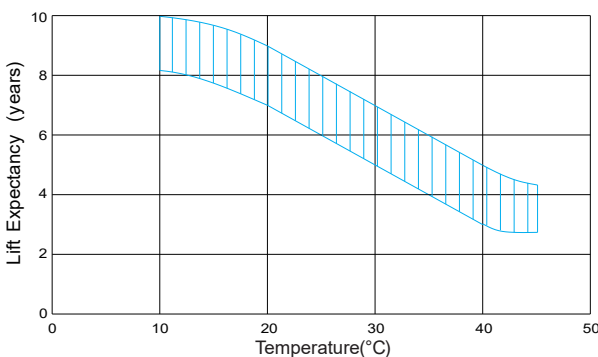
Temperature Effects on Capacity



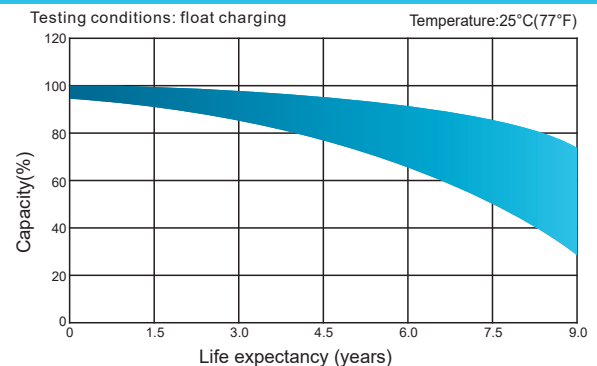
Storage Characteristics



Effect Of Temperature On Long Term Life



Life Characteristics Of Standby Use



(Note) All above information shall be changed without prior notice, reserves the right to explain and update the latest information.