

- **Powerful:** 80cc OHV High Performance 4 Cycle Engine
- **High Output:** 2,000 starting watts- 1,600 running watts on gasoline; 1,800 starting watts - 1,500 running watts on propane
- **Pure Power:** <3% THD of clean power output, sensitive electronics safe
- **Low Idle Technology:** Extended run time of 10 hrs at 25% load
- **Quiet Operation:** As low as 52 db. - ideal for home, camping, tailgating & RV
- **Parallel Equipped:** Complete with parallel ports for double the power output when linked together
- **Compact Design:** Lightweight for easy to transport with integrated handle

 DIGITAL INVERTER TECHNOLOGY



# SUA2000iD

Integrated Top Handle



1.1-Gal Tank with 10 Hour Runtime



Quiet Tone Muffler



80cc Recoil Start Engine



Total Harmonic Distortion < 3% THD



Light Weight For Easy Mobility



## A POWER™

**DUAL SERIES FUEL SERIES** DIGITAL INVERTER TECHNOLOGY  
**2000 STARTING WATTS** / **1800 STARTING WATTS**  
**1600 RUNNING WATTS** / **1500 RUNNING WATTS**

**INFO CENTER**  
1-855-808-9599  
www.a-power.com

Model	SUA2000iD
Output	2000W Starting / 1800W Starting / 1600W Running / 1500W Running
Engine	80cc, 4-Stroke, OHV
Runtime	10 Hours (at 50% load)
Fuel Tank	1.1 Gal
Weight	22.5 lbs
Dimensions	17.5" x 11.5" x 11.5"
Warranty	3 Year / 5000 Hours

**WARNING**  
Read the manual before using the generator. Do not use the generator indoors. Always use proper grounding. Do not use the generator for power tools or other high-draw loads. Do not use the generator for medical equipment. Do not use the generator for power tools or other high-draw loads. Do not use the generator for medical equipment.

**MAIN** **LOW IDLE** **OUTPUT** **OVERLOAD** **LOW OIL**  
**INDICATOR** **ALARM** **ALERT**

**CHOKED** **START** **RUN**

**POWER** **DUAL SERIES FUEL SERIES**

**A POWER™**  
100% PURE SINE WAVE • 4-STROKE GAS ENGINE



# SUA2000iD

Low Idle





DC Outlet:  
1xUSB (1.5A, 5V)



Status Indicator Lights



5-20R 20A,  
120VAC



Fuel Type Switch



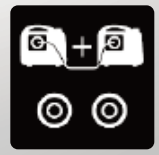
LPG or Propane Inlet



L5-30R 30A,  
120VAC



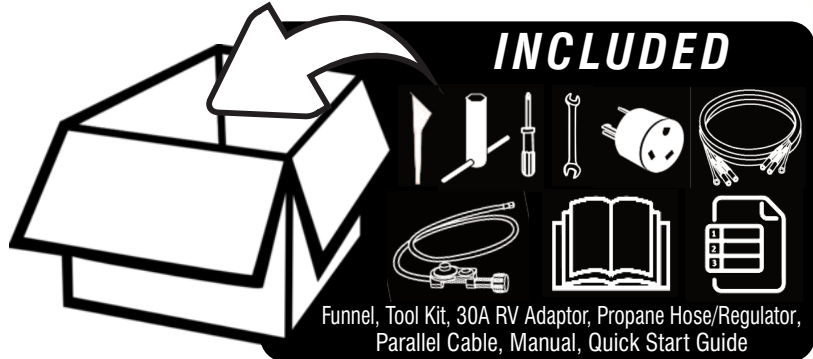
Fully Integrated  
Parallel Capability




Model Number	SUA2000iD
Starting/Running Watts (Gas)	2000/1600W
Starting/Running Watts (Propane)	1800/1500W
Certifications	EPA - CARB
AC Voltage	120V
Rated Speed/Frequency	Variable/60Hz
Total Harmonic Distortion (THD)	< 3%
Grounding System	Neutral Bonded to Frame
Noise Level (dB)	52
Engine Type	Single Cylinder 80cc - 4 Stroke OHV
Starting System	Recoil Start
Low Oil Shtdown	Yes
Cast Iron Sleeve	Yes
Fuel Type	Gasoline - Propane
Oil Type and Capacity	10W-30 - 380ml
Low Idle	Yes
Alternator Type	Permanent Magnet - Inverter
Tank	1.1 Gal
Runtime @25% Load	10.0 Hour
Handle	Integrated (Built in)
AC Outlets	1x5-20R (20A, 120V) - 1xL5-30R (30A, 120V)
DC Outlets	1xUSB (1.5A, 5V)
Parallel Capability	Yes
Status Indicator Light	Output Ready - Overload - Low Oil
Included	Funnel, Tool Kit, 30A RV Adaptor, Parallel Cable, Propane Hose/Regulator, Manual, Quick Start Guide
Warranty (Resedential)	3 Year
Carton LxWxH	20.9x12.4x21.1inch
Unit Weight	48.0lbs
Shipping Weight	56.2lbs
UPC	850013862078



# SUA2000iD



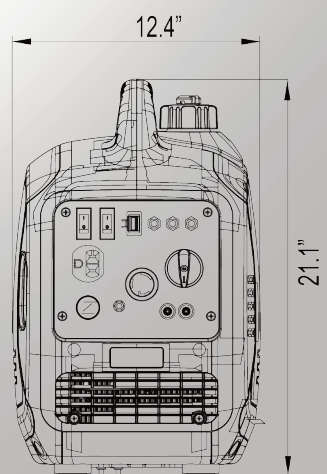
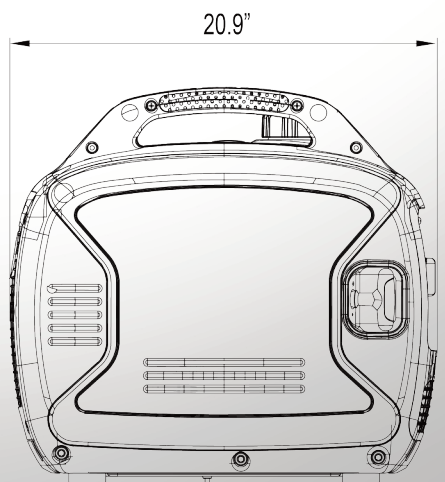
## FULL PARALLEL INTEGRATION\*



**DOUBLES YOUR POWER  
ONCE CONNECTED**

Parallel cables included.  
Read manual for full instructions.

*NOTE: Maximum output is obtained from the L5-30 twist lock receptacle.  
\* Requires second SUA2000iD sold separately.*



www.a-ipower.com  
10887 Commerce Way, Unit A  
Fontana CA 92337- 8240



Phone: 855-888-3598  
Fax: 909-930-3719  
support@a-ipower.com  
Mon-Fri 8:00 AM to 4:30 PM PST

LEARN MORE HERE

