



STAGE

EU Version



normann
COPENHAGEN

Stage Floor Lamp - EU Version



DESCRIPTION

Stage is inspired by professional spotlights, as used in film production and photo shoots. The inspiration can be found in the adjustable, tilting light source and the stable tripod base, while retaining a uniquely clean and light expression.

DESIGN

Daniel Debiassi & Federico Sandri, 2016

MATERIAL

Powder Coated Metal

CONSTRUCTION

Stage is constructed of a powder coated metal body with a plastic lamp shade. The lamp shade can be moved up and down with the integrated handle. Three metal tubes make up the stable base feet. The lamp is made with a permanently integrated energy-efficient LED lighting source and integrated dispersion lens. A circular dimmer is placed on the back of the lamp shade.

MAINTENANCE

Clean with damp cloth. Avoid use of all-purpose cleaners and other degreasing detergents.

CORD

2 m textile cord, matching color (white/grey/black/petrol green).

DIMMABLE FUNCTION

Yes.

VOLTAGE
220-240V

MAX LOAD
11 W

FREQUENCY
50/60 Hz

IP RATING
IP20

CLASSIFICATION
Class III

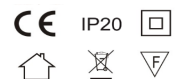
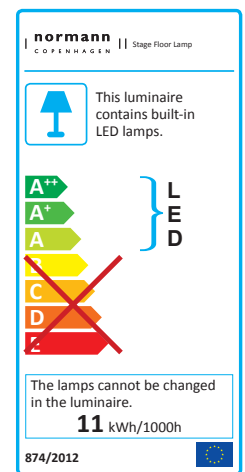
LIGHT SOURCE - INCLUDED

LED included: SMD2835
Power: 11 W
CCT: 3000 K \pm 2000 K
Output: 770 lm
Lifetime: 30 000 h
CRI: ~ 80

LED DRIVER
PRI: 100-240V - 50/60 Hz
SEC: DC 12-26V 700 mA
Load: 18 W (Max)

GENERAL STANDARD & CERTIFICATES

EN 60598-2-4: 1997
EN 60598-1: 2015
EN 62031: 2008+A1: 2013+A2: 2015 EN 62471: 2008
EN 62493: 2015



COLOR



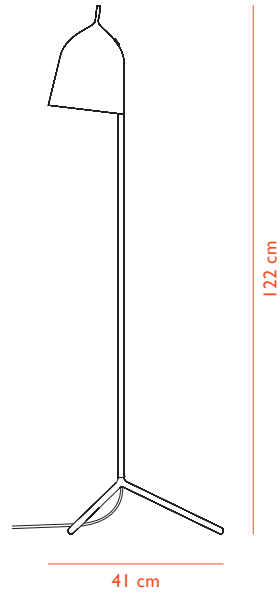

STAGE

US Version



normann
COPENHAGEN

Stage Floor Lamp - US Version



DESCRIPTION

Stage is inspired by professional spotlights, as used in film production and photo shoots. The inspiration can be found in the adjustable, tilting light source and the stable tripod base, while retaining a uniquely clean and light expression.

DESIGN

Daniel Debiasi & Federico Sandri, 2016

MATERIAL

Powder Coated Metal

CONSTRUCTION

Stage is constructed of a powder coated metal body with a plastic lamp shade. The lamp shade can be moved up and down with the integrated handle. Three metal tubes make up the stable base feet. The lamp is made with a permanently integrated energy-efficient LED lighting source and integrated dispersion lens. A circular dimmer is placed on the back of the lamp shade.

MAINTENANCE

Clean with damp cloth. Avoid use of all-purpose cleaners and other degreasing detergents.

CORD

2 m textile cord, matching color (white/grey/black/petrol green).

DIMMABLE FUNCTION

Yes.

VOLTAGE

120 V

MAX LOAD

11 W

FREQUENCY

60 Hz

IP RATING

IP20

CLASSIFICATION

Class III

LIGHT SOURCE - INCLUDED

LED included: SMD2835

Power: 11 W

CCT: 3000 K \pm 2000 K

Output: 770 lm

Lifetime: 30 000 h

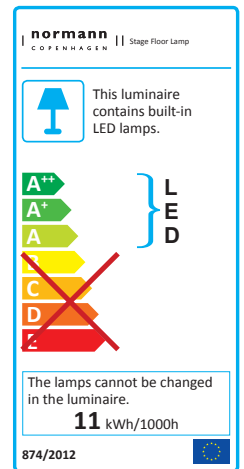
CRI: ~ 80

LED DRIVER

PRI: 100-240 V - 50/60 Hz

SEC: DC 12-26 V 700 mA

Load: 18 W (Max)



COLOR



White



Grey



Black



Petrol Green