

LiPOWER
Power Anything Anywhere Anytime

USER MANUAL

PORTABLE POWER STATION

PA300

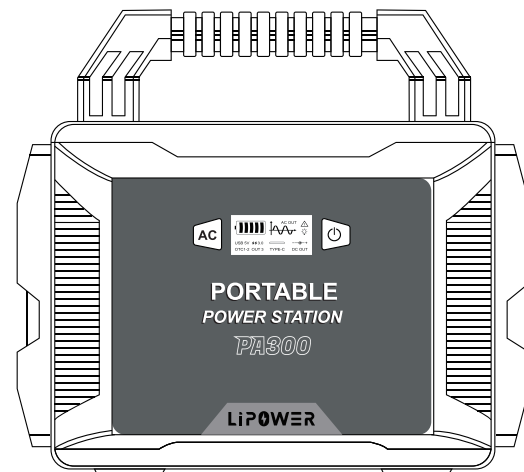


Table of contents

| | |
|-----------------------------------|--------------|
| Safety Precautions |01 page |
| Package Contents |02 page |
| Specifications |03 page |
| Product Overview |04 page |
| What it Powers |05 page |
| Using Your Power Station |06 page |
| Three Ways of Recharging |07 page |
| Frequently Asked Questions |08 page |
| Warranty and Support |09 page |

After-sales Service: support@lipowershop.com

Safety Precautions

- 1) To avoid short-circuiting, keep the unit away from all metal objects (e.g. coins, hair-pins, keys, etc.)
- 2) Do not heat the unit, or dispose of it in fire, water or other liquids. Keep away from high temperatures. Do not expose the unit to direct sunlight.
- 3) This appliance is not intended for use by persons (including children) with reduced physical, sensory or mental capabilities, or lack of experience and knowledge, unless they have been given supervision or instruction concerning use of the appliance by a person responsible for their safety.
- 4) Children should be supervised to ensure that they do not play with the appliance.
- 5) The unit may become hot when charging, this is normal. Do not cover the device with towels, clothing or other items.
- 6) Please deal with scrap products in accordance with the regulations, do not treat the built-in battery as a household garbage, so as not to cause the explosion and pollution.
- 7) The product is only used for emergency power station, it can not replace the standard DC or AC power of household appliances or digital products.
- 8) Your device has an internal, non-removable, rechargeable battery. Do not attempt to remove the battery, as you may damage the device.



To preserve lifespan recharge every 4 months



Don't disassemble



Don't expose to liquids



Not permitted on aircraft



Avoid dropping



Avoid extreme temperatures

Package Contents

Note: If you have any questions and suggestions in using **LIPOWER** products, you can contact at: support@lipowershop.com for more help as a priority.



1 x 300W Portable Power Station



1x AC Power Adaptor



1x Accessories Storage Bag



1x Cigarette Lighter Adaptor



1x User Manual

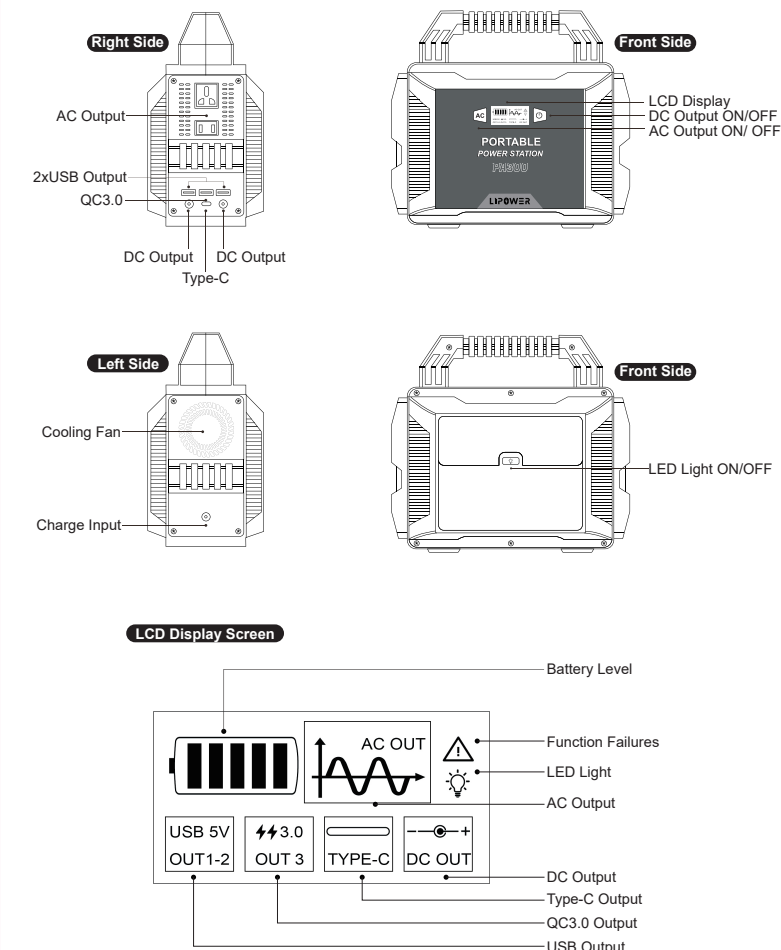


1x Car Charger Cable









Specifications

| | |
|-----------------------|---|
| Mode | PA300 |
| Battery Type | Premium Lithium ion Battery |
| Battery Capacity | 3.7V/80,000mAh (296Wh) |
| Rated Power | 300W |
| Peak Power | 500W |
| Charge Input | CC/CV, 19V/3A |
| AC Output | 110V/60Hz |
| USB Output | 5V/3.1A Max, 15W |
| QC 3.0 | 5V/3A, 9V/2A, 12V/1.5A, 18W |
| DC Output | 12V/6A Max |
| Type-C Output | 5V/3A, 9V/2A, 15V/3A, 45W |
| LED Flashlight | 5W |
| Solar Charge Input | 13V~30V/4A Max |
| Output Waveform | Pure Sine Wave |
| Operation Temperature | -10°C (14°F) ~ 60°C (140°F) |
| Multiple Protection | Short Circuit Protection, Over Charge Protection, Over Discharge Protection, Over Current Protection, Over Power Protection |
| Product Size | L 10.0 x W 9.1x H 5.5in (255 x 230 x 140 mm) |
| Net Weight | 7.1lb (3.2kg) |

Product Overview





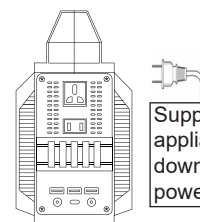
What it Powers

| | | | |
|--|--|--|---|
|  Smartphone 25+ Recharges |  Drone 10+ Recharges |  iPad (32.9Wh) 8+ Recharges |  MacBook Pro (58Wh) 5+ Recharges |
|  LED Light (5W) 50+ Hours |  Mini Fridge (60W) 5+ Hours |  TV 32-Inch 4+ Hours |  CPAP Machine (Using DC Converter) 2-4 Nights |

Using Your Power Station



1)How to charge AC appliances?

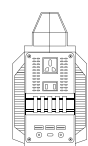
- Long Press the button  for 3 seconds to turn on the AC output function. When the icon displays, that means the AC output is ON, the appliance starts to be charged.
- After completely charging, single press the power button  to turn OFF AC output.



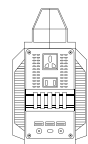
Support Laptop, Fan, TV, CPAP, and other appliances less than 300W. The device will shut down automatically, when it is short circuited or power overloaded. Remove the device to recover.

2)How to use USB/QC 3.0/TYPER-C/DC 12V charging ports?

Single press the button , the LCD display screen displays the icon , that means the USB/QC 3.0/TYPER-C/DC 12V output is ON. Be sure to use 5.5mm x 2.1mm DC connector to charge DC12V appliances.




Support DC12V devices, such as inflation pump, vacuum cleaner, electric wrench, mini car fridge, laptop, etc.



Support smartphone, iPad, digital camera, etc.

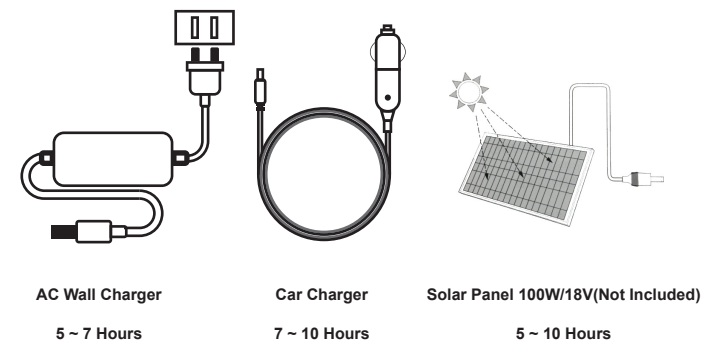
3)How to use the LED flashlight?

Long press  for three seconds to turn on the LED flashlight, and short press to switch different modes. There are four lighting modes: Steady on, Dim light, SOS mode and Strobe mode.

Three Ways Of Recharging

Charge Me Now: Before use or storage, plug your LIPOWER PA300 into the wall outlet until it is fully charged.

Battery Level Display: There are 5 segments of the battery, approximating 20%-40%-60%-80%-100% capacity. If the LCD display shows less than 20% capacity, just plug it into a power source, like AC outlet or a solar panel as soon as possible.



Frequently Asked Questions

Q1. Can I take my PA300 on a plane?

A: No, you can't. According to international air transport standards, lithium ion (rechargeable) batteries are limited to a rating of 100 watt hours (Wh) per battery when you take an aircraft.

Q2. Can I charge my device while recharging the power station at the same time?

A: Yes but not recommended, since it will hurt LIPOWER PA300 battery just like other rechargeable lithium battery power devices on the market, and also make it take much longer to full charge LIPOWER PA300; Please note that DC ports cannot be used while PA300 is recharging.

Q3. Is the battery inside replaceable?

A: No, it is not replaceable.

Q4. Why the power station is sometimes unavailable when the appliance is less than 300W?

- The power station is running low battery. If the LCD display shows less than 20% capacity, it needs to be charged in time.
- The instantaneous starting power of your equipment is larger than the peak power of the power station, or the nominal power of the equipment is larger than the actual power of the power station. It is recommended to choose our larger capacity power station.

Q5. Why is there a sound while the power station is working?

A: This is the running sound of the built-in cooling fan. The cooling fan can help dissipate heat to achieve a high conversion rate. It is normal to have a slight noise during use.

Q6. How often should the power station be charged if it is not used for a long time?

A: To preserve the battery lifespan, we strongly recommend to recharge it every 3 ~ 4 months if you don't use it for a long time.

Warranty And Support

Limited Warranty

LIPOWER warrants to the original consumer that **LIPOWER** products will be free from defects in workmanship and material under normal consumer use during the applicable warranty period identified in the "Warranty Period" section below, subject to the exclusions set forth below. This warranty statement sets forth **LIPOWER's** total and exclusive warranty obligation. **LIPOWER** does not authorize any person or third-party to sell our products for us or assume any other responsibility in connection with them.

Warranty Period

The warranty period for LIPOWER products is 24 months. In each case, the warranty period is measured starting on the date of purchase by the original. The sales receipt from the first consumer purchase, or other reasonable documentary proof is required in order to establish the start date of the warranty period.

Remedy

LIPOWER will replace (at **LIPOWER's** expense) any **LIPOWER** product that fails to operate during the applicable warranty period due to defect in workmanship or material. A replacement product assumes the remaining warranty of the original product.

Limited to Original Consumer

The warranty on **LIPOWER's** product is limited to the original consumer and is not transferable to any subsequent owner.

Exclusions

LIPOWER's warranty does not apply to:

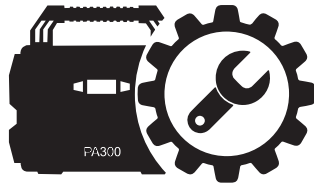
- a) any product that is misused, abused, modified, damaged by accident, or used for anything other than normal consumer use as authorized in **LIPOWER's** current product literature.
- b) any product purchased through an online auction house.
- c) attempted repair by anyone other than an authorized facility.
- d) **LIPOWER's** warranty does not apply to the battery cell unless the battery cell is fully charged by you within seven days after you purchase the product and at least once every 3 - 4 months thereafter.

How to Receive Service

To obtain warranty service, please send an email to **support@lipowershop.com**. Our customer service will address your issue within 24 hours.



MADE IN CHINA



LIMITED WARRANTY

Any repair, replacement, or warranty service, and all questions about this product should be directed to LIPOWER Technology Co., Ltd. at **support@lipowershop.com**

LIPOWER Technology Co., Ltd. warrants to the original purchaser that the product will be free from defects in material, parts and workmanship for the period designated for this product. The warranty commences the day the product is purchased and covers up to **a period of 2 year (24 months) for labor**. LIPOWER Technology Co., Ltd. agrees that it will, at its option, replace the defective product with either a new or remanufactured unit equivalent to your original purchase during the warranty period.