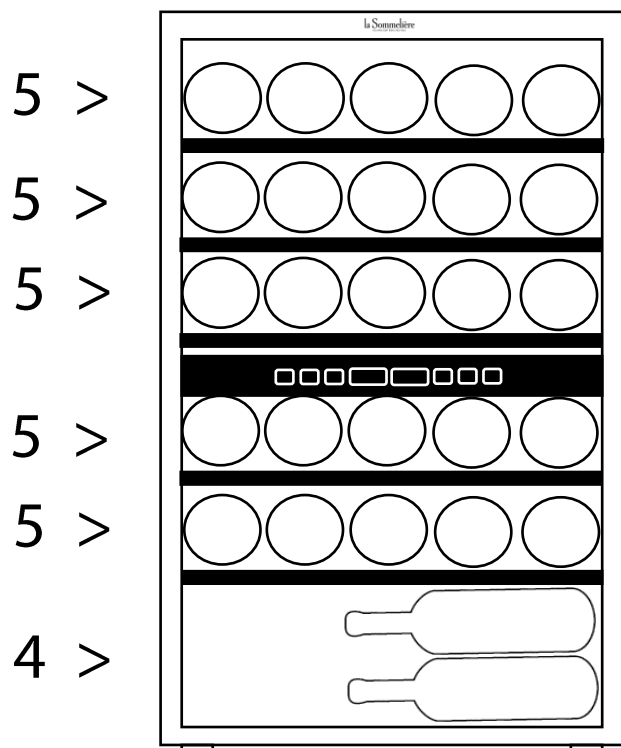


# ECS31.2Z

## Cave à vin de service double zone



### Capacité

29 bouteilles\*

Zone supérieure: 15 bouteilles

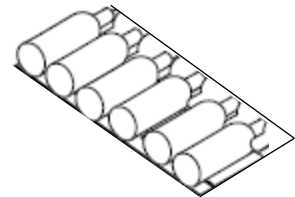
Zone inférieure: 14 bouteilles

### Type de clayette

5 clayettes bois naturel

1 rangée par clayette

Clayettes semi-coulissantes



### Dimensions nettes

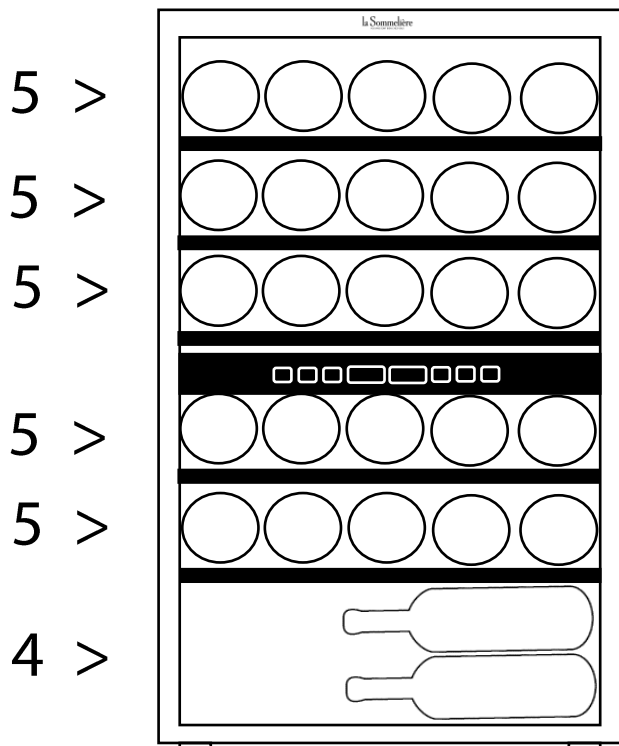
LxPxH (cm)

48 x 43 x 86

*\*La capacité annoncée est mesurée selon le standard EN62552. Ce standard est calculé avec des bouteilles 75cl type bordeaux tradition. Tout autre type de format de bouteilles ainsi que l'ajout de clayettes réduiront considérablement la capacité de stockage. La capacité maximale est calculée avec un nombre de clayette définie qui varie selon les modèles.*

# ECS31.2Z

## Dual zone service wine cellar



### Capacity

29 bottles\*

Upper zone: 15 bottles

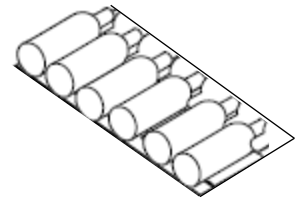
Lower zone: 14 bottles

### Type of shelves

5 wooden shelves

1 row per shelf

Semi sliding shelves



### Net Dimensions

W x D x H (cm)

48 x 43 x 86

*\*The announced capacity is measured according to the EN62552 European standard. This standard is calculated with Bordeaux 75cl bottles type. Any other type of bottle format as well as the addition of shelves will considerably reduce the storage capacity. The maximum capacity is calculated with a defined number of shelves which varies according to the models.*