

PIGMENT™

TORGINOL® Metallic ColorPigments™ are special effect pigments composed of mica nano-particles coated with organic and inorganic pigments to create pearlescent, iridescent, and translucent finishes that mimic the natural look for stone and rock formations. These unique pigments are designed to be field-blended with a clear, high solids resinous floor coating, creating a pearlescent finish with dramatic color effect through light interference and light absorption.

CHARACTERISTICS

Color ($\Delta E < 1.0$)	Multi-Angle Spectrophotometer (ASTM E1866)	Pass
Particle Size (10-100 μm)	Particle Size Distribution (ASTM D8090)	Pass
Odor	Olfactory (ASTM D1296)	Odorless
Toxicity	Acute Toxicity (ASTM E729)	Non-toxic
Titanium Dioxide	Base Pigmentation Type	Rutile
Light Fastness	Light Fastness of Colorants (ASTM D4303)	5-8 *

*varies by color

APPLICATION INSTRUCTIONS

TORGINOL® recommends consulting your floor coating system manufacturer regarding specific instructions, coating recommendations, and application methods. These application instructions are designed to be general guidelines that will vary depending on the specific coatings you choose.

STEP 1: Pigment Preparation

In order to avoid unwanted streaking or comet trail effects, Metallic ColorPigments™ should be pre-mixed into the resin component of your coating system 24 hours prior to application, using proper mixing procedures to avoid adding air into the coating while mixing. After mixing is complete, let the mixture rest for at least 24 hours to allow the small pigment agglomerations to properly disperse in the resin.

STEP 2: Surface Preparation

As with all high performance floor coating systems, TORGINOL® recommends mechanical surface preparation for optimal coating adhesion. In most cases, proper surface profiling can be achieved using a diamond grinder or shot-blaster.

STEP 3: Metallic ColorPigments™ Coat

After the primer/basecoat is fully cured, the metallic pigment coating can be applied. The Metallic ColorPigments™ packages are designed to be added to either 1, 2, 3 or 4 gallons of 100% solids epoxy coating, depending on the kit size. The recommended application rate is 75-100 square feet per gallon. This thickness will ensure the Metallic ColorPigments™ evenly coat the desired surface. Once the epoxy is applied, the pigments begin to shift and create the desired pearlescent patina effect.

STEP 4: Clear Topcoat

For enhanced durability, smooth texture, and a semi-gloss or matte finish, the dried Metallic ColorPigments™ coating surface can be lightly screened or sanded and a clear topcoat may be applied.

DISCLAIMER: The information set forth in this Product Data Sheet represents typical properties of the product described; the information and the typical values are not specifications. Torginol, Inc. makes no representation or warranty concerning the products, expressed or implied, by this Product Data Sheet.



4617 South Taylor Drive
Sheboygan, WI 53081 | USA
(920) 694-4800
service@torginol.com | www.torginol.com

SYSTEM ADVANTAGES

- Original artistic design effects
- Pearlescent & metallic luster
- Easy field blending & installation
- Multi-dimensional color effects
- High temperature resistance
- Exceptional light fastness & weather resistance

TYPICAL PIGMENT SYSTEM



For best results, a clear topcoat is recommended to fully seal the Metallic ColorPigments™ and provide a durable wearing surface.

COVERAGE RATE GUIDELINES

Metallic Color Pigments™	Mixed Coating Material	Coverage Area (Square Feet)
4oz unit	1 gallon	75 - 100 ft ²
8oz unit	2 gallon	150 - 200 ft ²
12oz unit	3 gallon	225 - 300 ft ²
16oz unit	4 gallon	300 - 400 ft ²

COLOR INDEX



P1000 / GREAT WHITE



P1010 / PEARL



P1020 / DOLPHIN



P1030 / MANATEE



P1040 / WHALE



P1050 / CAVIAR



P1105 / GUAVA




P1110 / OVERCAST




P1115 / SANDBAR




P1120 / PALAPA




P1125 / BAMBOO




P1130 / LAGER




P1135 / DRIFTWOOD




P1140 / HAMMOCK




P1145 / RUM




P1150 / SHIPWRECK




P1155 / TIKI




P1160 / CABANA



P1165 / CANNON




P1170 / SANDAL



P1210 / PARROT




P1220 / BIKINI




P1230 / STARFISH




P1240 / AMERICANA



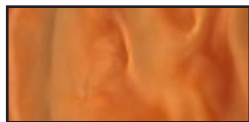
P1250 / SANGRIA



P1310 / MANDARIN



P1320 / MANGO



P1330 / CORAL



P1340 / GINGER



P1410 / BANANA



P1420 / PAPAYA



P1430 / DAYDREAM



P1440 / SUNSET




P1510 / MARGARITA



P1520 / AVOCADO



P1530 / SEAWEED



P1540 / PALM



P1550 / PIER



P1560 / KONA



P1610 / CARIBBEAN



P1620 / MAUI



P1630 / CURACAO



P1640 / AZURE



P1650 / OCEAN



P1710 / REEF



P7010 / TAMARIN




P7020 / BETTA



P7030 / MACAW



P7040 / TOUCAN



SPARKLE ADDITIVE
PICTURED WITH P1560 KONA