



CONSUMER 2024

CENTURY®

Guidata da una fiamma di innovazione, CENTURY® si impone come un faro nel settore dell'illuminazione.

Con passo deciso, esploriamo nuovi orizzonti, dove la sostenibilità e il rispetto per l'ambiente si uniscono all'eccellenza del design. Sogniamo un futuro luminoso e lo rendiamo realtà, illuminando il mondo con una visione che brilla di speranza e bellezza.

Driven by a flame of innovation, CENTURY stands out like a lighthouse in lighting industry.

We explore fiercely new horizons, where sustainability and environment safeguard combine with design excellence. We dream of a brighter future and we make it happen, lighting up the world with a sparkling vision of hope and beauty.



PHOTO INDEX
4

NEW PRODUCTS
8

ABOUT US
12

Century Italia è fornitore a livello internazionale di soluzioni illuminotecniche. Progettando e innovando continuamente, ci impegniamo a portare il meglio in ogni casa, famiglia e organizzazione per un mondo sempre più efficiente e sostenibile.

Century Italia is international supplier of lighting solutions. By continually designing and innovating, we are committed to bringing the best to every home, family and organization for an increasingly efficient and sustainable world.



century-italia.com

SORGENTI
16 - 51

STRIP - PROFILI - PLAFONIERE
52 - 77

INCASSO
78 - 95

INDOOR
DECORATIVO
96 - 117

PLAFONIERE
118 - 129

OUTDOOR
GARDEN - DECORATIVO
130 - 145

SOLARI
146 - 171

PROIETTORI
172 - 181

WORK
182 - 189

GO SMART
190 - 201

VERSATILI
202 - 209

ESPOSITORI
210 - 215

SORGENTI

LINEARI

INCASSO

INDOOR

PLAFONIERE

OUTDOOR

SOLARI

PROIETTORI

WORK

GO SMART

VERSATILI

ESPOSITORI

INDICE FOTOGRAFICO

PHOTO INDEX

PHOTO INDEX

SORGENTI
FILAMENTO



INCANTO WHITE
18



INCANTO +
22



INCANTO GOCCIA
24



INCANTO GLOBO
25



INCANTO CLEAR
26



INCANTO SATEN
27



INCANTO CLEAR
DIMMABLE 28



INCANTO SATEN
DIMMABLE 29



INCANTO SILVER
30



INCANTO TUBOLARE
31



INCANTO EPOCA
32



INCANTO EPOCA
33



INCANTO EPOCA XL
33

SORGENTI
CLASSICHE



HARMONY
34



HARMONY GOCCIA
36



HARMONY GLOBO
37

SORGENTI
SPOT



LEXAR
38



LEXAR
39



DICRO SHOP 95
40



DICRO SHOP 90
40



SPOT MULTILED
41



SPOT MAXILED
41

SORGENTI
SPECIALI



PIXY G4
42



PIXY G9
43



PIXYFULL DIMM.
44



TRE-D
45



SENSOR
46



ARIA BT
47



SERIE LIGHT
48



CIRCOLINA
49




AR111
50



LAMPADA FRIGO
50



VOTIVA
50



KILLER 50
51



FLAME
51

LINEARI
STRISCE



ACCÈNTO PRO AC95
54



ACCÈNTO PRO IP67
56



ACCÈNTO PRO RGB+W
57



MAGIC
58



ACCÈNTO RGB+W
59



ACCÈNTO 230V
60



STRISCIA LED SENSOR
62



STRISCIA LED USB
63



ACCÈNTO
64



ACCÈNTO KIT
65



DRIVER
66



CONNECTORS
66



CONTROLLER
67



PROFILI
68

PHOTO INDEX


LINEARI PLAFONIERE




INCASSO



INDOOR DECORATIVO



PLAFONIERE



OUTDOOR





PHOTO INDEX

SOLARI



PROMETEO
148



ENERGY
150



SIRIO SOLAR
152



GIRASOLE
154



GENIUS
156



DVERSO
158



ARCADIA
160



DOMINO
162



STEP SOLAR
164



SUNNY
166



SUNNY XL
168



LEVANTE
170

PROIETTORI



PORTEO
174



SMILE
176



SIRIO BT
178



RAINBOW
180



JOLLY
184



REWORK
186



REWORK TREPPEDI
187



STAND
189



TRIPOD
189

GO SMART



LAMPADRE SMART
195



ACCÈNTO SMART
196



CONTROLLER RGB+W
197



BLANCA SMART
198



SPOTFIVE SMART
199



INTERRUTTORE SMART
200



SMART POWER
201

VERSATILI



GIARDINETTO
204



MINI WORK
205



FUNNY
205



PENNY
205



SALLY
205



MOUSE
206



TOMMY
206



ITALO
206



NEMO
207



SOLIDEA
207



COMODA
208



COMODA SOLAR
208



SEGNALATORI
209

NEW



SORGENTI - INCANTO WHITE
18



SORGENTI - INCANTO +
22

210 lm/W



SORGENTI - SPOT
39



NEW WATT

SORGENTI - TRE-D
45



SORGENTI - ARIA BT
47



LINEARI - ACCÈNTO PRO AC95
54



LINEARI - STRISCIA LED SENSOR
62



LINEARI - STRISCIA LED USB
63



TRICOLOR

LINEARI - SPEEDY
70



LINEARI - PRIMA
73




NEW RANGE

LINEARI - SUPREMA ROUND-V
75



160 lm/W

LINEARI - FULL VISION+
76



INCASSO - ELIO
84




TRICOLOR

PLAFONIERE - OASI
124



OUTDOOR - BAMBOO
134

NEW



TRICOLOR

OUTDOOR - FORMA
144



SOLARI - PROMETEO
148



SOLARI - ENERGY
150



SOLARI - GIRASOLE
154



NEW WATT

SOLARI - DOMINO
162



SOLARI - STEP SOLAR
164



SOLARI - SUNNY
166



SOLARI - SUNNY XL
168



NEW WATT

SOLARI - LEVANTE
170



SENSOR

PROIETTORI - PORTEO
174




PROIETTORI - SMILE
176



NEW WATT

WORK - REWORK
186

LETTURA DEL CATALOGO CATALOG READING




























TABLE

Disegno tecnico Technical drawing	Flusso luminoso luminous flux		Colore luce Power	Nuovo codice New code		Prezzo Price
	Potenza Power	Tipologia di batteria Battery type		Codice Code	Inner/ Master	
	7 W	800 lm	4000K	GRS-072840 NEW	1/12	73,00 €
		~8-12 h	~6 h	SEPARABLE MONOCRYSTALLINE FOLLOW THE SUN		
	Caratteristiche tecniche Technical features			Vantaggi principali del prodotto Main advantages of the product		
	Inclinazione e rotazione su asse Inclination and rotation on axis					
	Peso Weight					
	Distanza di rilevamento Detection distance					
	Altezza installazione Installation height					

Il presente documento potrebbe includere inesattezze tecniche o errori tipografici che verranno corretti ad esclusiva discrezione di CENTURY® non appena rilevati. CENTURY® si riserva inoltre il diritto di variare i contenuti del catalogo in qualsiasi momento, senza preavviso. Le misure, se non espressamente specificato, sono da considerarsi in millimetri. This document may include technical inaccuracies or typographical errors which will be corrected at CENTURY®'s sole discretion as soon as detected. CENTURY® also reserves the right to change the contents of the catalog at any time, without notice. The measurements, if not expressly specified, are to be considered in millimeters.

LEGENDA DEI SIMBOLI

SYMBOLS LEGEND

	Installazione a soffitto Ceiling installation		Proiettore portatile Portable floodlight		Classe energetica Energy rating		Materiale di composizione della struttura Composition material of the structure
	Incasso a soffitto Ceiling recessed		Sorgente luminosa Light source		Alimentatore incluso Driver included		Materiale di composizione della lente o diffusore Composition material of lens or diffuser
	Sospensione Suspension		Doppia emissione Double emission		Alimentatore LIFUD professionale Professional LIFUD driver		Struttura ad alta dissipazione di calore High heat dissipation structure
	Installazione a parete Wall installation		Classe di isolamento I Protection class I		Grado di protezione IP Index of protection		Sensore di movimento integrato Integrated motion sensor
	Installazione a parete in mono emissione Single emission wall installation		Classe di isolamento II Protection class II		Indice di resistenza agli impatti meccanici Index of resistance to mechanical impacts		Sensore crepuscolare integrato Integrated light sensor
	Installazione a parete in biemissione Double emission wall installation		Classe di isolamento III Protection class III		Ore di vita del LED LED Lifespan hours		Pannello fotovoltaico monocristallino integrato Integrated monocrystalline photovoltaic panel
	Proiettore, luce orientabile Floodlight, adjustable light		Corrente alternata 220-240 V 50/60 Hz Alternating current 220-240 V 50/60 Hz		Garanzia Warranty		Facile da installare Easy to install
	Installazione su palo dritto Straight pole installation		Corrente costante 24 V/DC Constant current 24 V/DC		Indice unificato di abbagliamento Unified glare rating		Ultra slim
	Installazione su palo curvo Curved pole installation		Dimmerabile Dimmable		Indice di resa cromatica Color rendering index		Altezza regolabile Adjustable height
	Rotosimmetrico Rotosymmetrical		Dimmerabile con sistemi a taglio di fase Dimmable with Trailing-Edge systems		Tonalità RGB RGB color tones		Attacco del portalampada Lamp holder socket
	Paletto da giardino Garden bollard		Dimmerabile DALI-2 DALI-2 dimmable		Tonalità RGB + chip bianco dedicato RGB color tones + white LED chip		Verniciabile Paintable
	Picchetto, luce orientabile Spike, adjustable light		Dimmerabile tramite pulsante Dimmable by switch-dim		Selettore del colore luce integrato Integrated color temperature selector		Collegabile Connectable







La solidità e la riconoscibilità del brand CENTURY® derivano dalla costante qualità dei prodotti, dalla capacità di innovare e dal saper guardare al domani con spirito sostenibile. Un'equipe di professionisti costantemente alla ricerca dell'eccellenza, sempre pronti ad esplorare nuovi luminosi orizzonti.

The solidity and recognizability of the CENTURY® brand derive from the constant quality of the products, the ability to innovate and the ability to look to the future with a sustainable spirit. A team of professionals constantly in search of excellence, always ready to explore new bright horizons.



Dal 1995 progettiamo e realizziamo soluzioni illuminotecniche che esprimono funzionalità, performance e design. Illuminare per noi vuol dire progettare prodotti all'avanguardia, in grado di coniugare ottime prestazioni e consistente risparmio energetico.

Since 1995 we have been designing and manufacturing lighting solutions that express functionality, performance and design. For us, lighting means designing cutting-edge products, capable of combining excellent performance and substantial energy savings.





I valori in cui crediamo sono il nostro marchio di fabbrica: IMPEGNO, INNOVAZIONE, SOSTENIBILITÀ e INTEGRITÀ. Rappresentano la nostra identità aziendale e ci guidano verso un futuro luminoso, dove ci impegniamo per superare le sfide, innovare, preservare l'ambiente e costruire relazioni basate sull'onestà e il rispetto reciproco.

The values we believe in are our trademark: COMMITMENT, INNOVATION, SUSTAINABILITY and INTEGRITY. Represent our corporate identity and guide us towards a bright future, in which we are committed to overcoming challenges, innovating, preserving the environment and building relationships based on honesty and mutual respect.



L'illuminazione di qualità cambia radicalmente la prospettiva con cui percepiamo il mondo.

Con le nostre soluzioni LED all'avanguardia, miriamo a valorizzare gli ambienti, enfatizzando le loro bellezze e creando esperienze visive uniche e coinvolgenti per tutti.

Our world perspective can totally change according to quality of lighting. We create the best LED solutions capable of enhancing the environment and its beauties.

With our cutting-edge LED solutions, we aim to accentuate the beauty of spaces, creating unique and engaging visual experiences for all.



Da oltre 25 anni il tuo partner per l'illuminazione.
Your lighting partner for over 25 years.



century-italia.com



CHAPTER 1

SORGENTI

FILAMENTO - CLASSICHE - SPOT - SPECIALI

FILAMENT - CLASSIC - SPOT - SPECIAL



NOVITÀ ASSOLUTA

INCANTO
WHITE

NOVITÀ ASSOLUTA

INCANTO WHITE

SORCENTI



La prima lampadina invisibile!

Presentiamo con orgoglio **INCANTO WHITE**, la lampadina LED a filamento bianco che ridefinisce l'illuminazione moderna. Grazie a speciali filamenti LED bianchi, questa lampadina si fonde perfettamente con qualsiasi lampadario o applique, mantenendo l'essenza del design senza compromessi. Finalmente, puoi goderti una luce di qualità senza dover rinunciare all'estetica.

The first invisible light bulb!

We are proud of introducing **INCANTO WHITE**, the white LED filament bulb that redefines modern illumination. Thanks to special white LED filaments, this bulb seamlessly blends with any chandelier or sconce, maintaining the essence of design without compromises. Finally, you can enjoy high-quality lighting without giving up on aesthetics.



NOVITÀ ASSOLUTA

INCANTO WHITE



Innovativo LED a filamento bianco
Innovative white filament LED



Fino a 1.521 lm
Up to 1.521 lm



Luce calda 2700 K o naturale 4000K
2700K warm light or 4000K natural



Attacco E14 o E27
E14 or E27 socket

L'innovativo filamento bianco si distingue dal tradizionale filamento giallo poiché si integra armoniosamente nell'arredamento grazie alla sua estetica total white.
The innovative white filament differs from the traditional yellow filament as it blends harmoniously into the ambience thanks to its total white look.

NOVITÀ ASSOLUTA

SORGENTI A FILAMENTO LED BIANCO

INCANTO WHITE

INVISIBLE FILAMENT

SORGENTI



Ø 45 x 80 mm - 13 g



Ø 45 x 80 mm - 19 g



Ø 35 x 98 mm - 14 g



Ø 60 x 108 mm - 33 g



Ø 64 x 140 mm - 43 g



9 W - Ø 95 x 140 mm - 50 g
13 W - Ø 125 x 172 mm - 102 g

SFERA E14

E14	4,5 W = 40 W	470 lm	2700K	INH1GW-451427 <small>NEW</small>	10/50	4,00 €
			4000K	INH1GW-451440 <small>NEW</small>		

E14 220-240 V IP20 330°

INVISIBLE FILAMENT

SFERA E27

E27	4,5 W = 40 W	470 lm	2700K	INH1GW-452727 <small>NEW</small>	10/50	4,00 €
			4000K	INH1GW-452740 <small>NEW</small>		

E27 220-240 V IP20 330°

INVISIBLE FILAMENT

CANDELA

E14	4,5 W = 40 W	470 lm	2700K	INM1W-451427 <small>NEW</small>	10/50	4,00 €
			4000K	INM1W-451440 <small>NEW</small>		

E14 220-240 V IP20 330°

INVISIBLE FILAMENT

GOCCIA

E27	7,5 W = 60 W	806 lm	2700K	ING3W-752727 <small>NEW</small>	10/50	5,00 €
			4000K	ING3W-752740 <small>NEW</small>		
	9 W = 75 W	1.055 lm	2700K	ING3W-092727 <small>NEW</small>	10/50	6,00 €
			4000K	ING3W-092740 <small>NEW</small>		

9 W 7,5 W E27 220-240 V IP20 330°

INVISIBLE FILAMENT

EDISON

E27	7,5 W = 60 W	806 lm	2700K	INPW-752727 <small>NEW</small>	10/50	6,00 €
			4000K	INPW-752740 <small>NEW</small>		

E27 220-240 V IP20 330°

INVISIBLE FILAMENT

GLOBO

E27	9 W = 75 W	1.055 lm	2700K	ING95W-092727 <small>NEW</small>	5/20	7,50 €
			4000K	ING95W-092740 <small>NEW</small>		
	13 W = 100 W	1.521 lm	2700K	ING125W-142727 <small>NEW</small>	5/20	11,00 €
			4000K	ING125W-142740 <small>NEW</small>		

E27 220-240 V IP20 330°

INVISIBLE FILAMENT



La tecnologia LED del futuro è già qui.
The LED technology of the future is here.

NEW

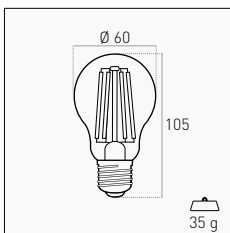
GOCCIA A FILAMENTO LED

INCANTO +

SUPER EFFICIENT

210
lm/W

SORGENTI



E27	2,2 W = 40 W	470 lm	3000K	ING3A-022730 <small>NEW</small>	10/50	11,00 €
			4000K	ING3A-022740 <small>NEW</small>		
	3,8 W = 60 W	806 lm	3000K	ING3A-042730 <small>NEW</small>	10/50	13,00 €
			4000K	ING3A-042740 <small>NEW</small>		
	5 W = 75 W	1.060 lm	3000K	ING3A-052730 <small>NEW</small>	10/50	14,50 €
			4000K	ING3A-052740 <small>NEW</small>		

E27 220-240 V IP20 330°

210 50.000 H
lm/W

TECHNICAL NOTES

50% DI RISPARMIO ENERGETICO RISPETTO ALLE ALTRE LAMPADE LED A FILAMENTO
50% ENERGY SAVING COMPARED TO OTHER FILAMENT LED LAMPS

Lampade a filamento LED in vetro trasparente, luminose e super efficienti.
Bright and super efficient transparent glass LED filament lamps.

SORGENTI A FILAMENTO LED

INCANTO

GOCCIA

CLEAR



4-7-8-11 W - Ø 60 x 108 mm - 33 g
16 W - Ø 75 x 140 mm - 55 g

E27	4 W = 40 W	470 lm	2700K	ING3-042727	10/50	3,50 €
			4000K	ING3-042740		
	7 W = 60 W	806 lm	2700K	ING3-082727	10/50	4,00 €
			4000K	ING3-082740		
	8 W = 75 W	1.055 lm	2700K	ING3P-082727	10/50	5,00 €
			4000K	ING3P-082740		
	11 W = 100 W	1.521 lm	2700K	ING3-122727	10/50	6,00 €
			4000K	ING3-122740		
	16 W = 140 W	2.300 lm	2700K	ING3-162727	10/50	13,00 €
			4000K	ING3-162740		

11-16 W E27 220-240 V IP20 330°

SATEN



4-7-8-11 W - Ø 60 x 108 mm - 33 g
16 W - Ø 75 x 140 mm - 55 g

E27	4 W = 40 W	470 lm	3000K	INSG3-042730	10/50	3,50 €
			4000K	INSG3-042740		
			6500K	INSG3-042760		
	7 W = 60 W	806 lm	3000K	INSG3-082730	10/50	4,00 €
			4000K	INSG3-082740		
			6500K	INSG3-082760		
	8 W = 75 W	1.055 lm	3000K	INSG3P-082730	10/50	5,00 €
			4000K	INSG3P-082740		
			6500K	INSG3P-082760		
	11 W = 100 W	1.521 lm	3000K	INSG3-122730	10/50	6,50 €
			4000K	INSG3-122740		
			6500K	INSG3-122760		
16 W = 140 W	2.300 lm	3000K	INSG3-162730	10/50	13,00 €	
		4000K	INSG3-162740			
		6500K	INSG3-162760			

11-16 W E27 220-240 V IP20 330°

Lampade a filamento LED in vetro trasparente o opale, per un'illuminazione morbida e diffusa.
LED filament lamps in transparent or opal glass, for soft and diffused lighting.

SORGENTI A FILAMENTO LED

INCANTO

GLOBO

SORGENTI



8 W - Ø 95 x 140 mm - 50 g
 12 W - Ø 125 x 174 mm - 103 g
 11 - 16 W - Ø 125 x 170 mm - 100 g

CLEAR

E27	8 W = 75 W	1.055 lm	2700K	ING95-082727	5/20	8,00 €
			4000K	ING95-082740		
	11 W = 100 W	1.521 lm	2700K	ING125-122727	5/20	12,00 €
			4000K	ING125-122740		
	12 W = 100 W	1.521 lm	6500K	ING125-102760	5/20	12,00 €
	16 W = 140 W	2.300 lm	2700K	ING125-162727	5/20	16,50 €
			4000K	ING125-162740		

11-16 W E27 220-240 V IP20 330°



8 W - Ø 95 x 140 mm - 50 g
 10 W - Ø 125 x 174 mm - 103 g
 11 - 16 W - Ø 125 x 170 mm - 100 g

SATEN

E27	8 W = 75 W	1.055 lm	3000K	INSG95-082730	10/50	8,50 €
			4000K	INSG95-082740		
			6500K	INSG95-082760		
	11 W = 100 W	1.521 lm	3000K	INSG125-122730	10/50	13,00 €
			4000K	INSG125-122740		
			6500K	INSG125-122760		
	16 W = 140 W	2.300 lm	3000K	INSG125-162730	10/50	17,50 €
			4000K	INSG125-162740		
			6500K	INSG125-162760		

11-16 W E27 220-240 V IP20 330°

Lampade a filamento LED in vetro trasparente o opale, per un'illuminazione morbida e diffusa.
 LED filament lamps in transparent or opal glass, for soft and diffused lighting.

SORGENTI A FILAMENTO LED

INCANTO

CLEAR



Ø 45 x 80 mm - 13 g

SFERA E14

E14	2 W = 25 W	250 lm	2700K	INH1G-021427	10/50	3,00 €
			2700K	INH1G-041427		
	4 W = 40 W	470 lm	4000K	INH1G-041440	10/50	3,00 €
			2700K	INH1G-061427		
	6 W = 60 W	806 lm	4000K	INH1G-061440	10/50	4,00 €



Ø45 x 80 mm - 19 g

SFERA E27

E27	2 W = 25 W	250 lm	2700K	INH1G-022727	10/50	3,00 €
			2700K	INH1G-042727		
	4 W = 40 W	470 lm	4000K	INH1G-042740	10/50	3,00 €
			2700K	INH1G-062727		
	6 W = 60 W	806 lm	4000K	INH1G-062740	10/50	4,00 €



Ø35 x 98 mm - 13 g

CANDELA

E14	2 W = 25 W	250 lm	2700K	INM1-021427	10/50	3,00 €
			2700K	INM1-041427		
	4 W = 40 W	470 lm	4000K	INM1-041440	10/50	3,00 €
			2700K	INM1-061427		
	6 W = 60 W	806 lm	4000K	INM1-061440	10/50	4,00 €



Ø35 x 98 mm - 13 g

TORTIGLIONE

E14	4 W = 40 W	470 lm	2700K	INTOR-041427	10/50	3,00 €
			4000K	INTOR-041440		
	6 W = 60 W	806 lm	2700K	INTOR-061427	10/50	4,00 €
			4000K	INTOR-061440		



Ø35 x 118 mm - 13 g

COLPO DI VENTO

E14	2 W = 25 W	250 lm	2700K	INM1C-021427	10/50	3,00 €
			2700K	INM1C-041427		
	4 W = 40 W	470 lm	4000K	INM1C-041440	10/50	3,00 €

Lampade a filamento LED in vetro trasparente, per un'illuminazione diffusa a 330°.
Transparent glass LED filament lamps with 330° diffused lighting.

E14 220-240 V IP20 330°

INCANTO

SATEN



Ø 45 x 80 mm - 13 g

SFERA E14

E14	4 W = 40 W	470 lm	3000K	INSH1G-041430	10/50	3,00 €
			4000K	INSH1G-041440		
			6500K	INSH1G-041460		
	6 W = 60 W	806 lm	3000K	INSH1G-061430	10/50	4,00 €
			4000K	INSH1G-061440		
			6500K	INSH1G-061460		



Ø45 x 80 mm - 19 g

SFERA E27

E14	4 W = 40 W	470 lm	3000K	INSH1G-042730	10/50	3,00 €
			4000K	INSH1G-042740		
			6500K	INSH1G-042760		
	6 W = 60 W	806 lm	3000K	INSH1G-062730	10/50	4,00 €
			4000K	INSH1G-062740		
			6500K	INSH1G-062760		



Ø35 x 98 mm - 13 g

CANDELA

E14	4 W = 40 W	470 lm	3000K	INSM1-041430	10/50	3,00 €
			4000K	INSM1-041440		
			6500K	INSM1-041460		
	6 W = 60 W	806 lm	3000K	INSM1-061430	10/50	4,00 €
			4000K	INSM1-061440		
			6500K	INSM1-061460		



Ø35 x 98 mm - 13 g

TORTIGLIONE

E14	4 W = 40 W	470 lm	3000K	INSTOR-041430	10/50	3,00 €
			4000K	INSTOR-041440		
			6500K	INSTOR-041460		
	6 W = 60 W	806 lm	3000K	INSTOR-061430	10/50	4,00 €
			4000K	INSTOR-061440		
			6500K	INSTOR-061460		



Ø35 x 118 mm - 13 g

COLPO DI VENTO

E14	4 W = 40 W	470 lm	3000K	INSM1C-041430	10/50	3,00 €
			4000K	INSM1C-041440		
			6500K	INSM1C-041460		

Lampade a filamento LED in vetro opale, per un'illuminazione morbida e diffusa.
Opal glass LED filament lamps with soft and diffused lighting.

E14 220-240 V IP20 3300°

SORGENTI A FILAMENTO LED

INCANTO



CLEAR - DIMMABLE



Ø 60 x 108 mm - 33 g

GOCCIA E27

E27	11 W = 100 W	1.521 lm	2700K	INDG3-112727	10/50	9,50 €
			4000K	INDG3-112740		

E27 220-240 V IP20 330°



Ø45 x 80 mm - 15 g

SFERA E14

E14	6 W = 60 W	806 lm	2700K	INDH1G-061427	10/50	5,50 €
			4000K	INDH1G-061440		

E14 220-240 V IP20 330°



Ø35 x 98 mm - 13 g

CANDELA E14

E14	6 W = 60 W	806 lm	2700K	INDM1-061427	10/50	5,50 €
			4000K	INDM1-061440		

E14 220-240 V IP20 330°

TECHNICAL NOTES



DIMMERABILI CON SISTEMI A TAGLIO DI FASE
DIMMABLE WITH TRAILING-EDGE SYSTEMS

Lampade a filamento LED dimmerabili in vetro trasparente, per un'illuminazione diffusa a 330°.
Dimmable transparent glass LED filament lamps with 330° diffused lighting.



Ø 60 x 108 mm - 33 g

GOCCIA E27

E27	11 W = 100 W	1.521 lm	3000K	INSDG3-112730	10/50	11,00 €
			4000K	INSDG3-112740		

E27 220-240 V IP20 330°



Ø45 x 80 mm - 15 g

SFERA E14

E14	6 W = 60 W	806 lm	3000K	INSDH1G-061430	10/50	6,50 €
			4000K	INSDH1G-061440		

E14 220-240 V IP20 330°



Ø35 x 98 mm - 13 g

CANDELA E14

E14	6 W = 60 W	806 lm	3000K	INSDM1-061430	10/50	6,50 €
			4000K	INSDM1-061440		

E14 220-240 V IP20 330°

TECHNICAL NOTES

DIMMERABILI CON SISTEMI A TAGLIO DI FASE
DIMMABLE WITH TRAILING-EDGE SYSTEMS

Lampade a filamento LED dimmerabili in vetro opale, per un'illuminazione morbida e diffusa.
Dimmable opal glass LED filament lamps with soft and diffused lighting.

SORGENTI A FILAMENTO LED
INCANTO SILVER DOME



CLEAR - DIMMABLE



Ø 60 x 108 mm - 33 g

GOCCIA SILVER DOME E27

E27	8 W = 60 W	900 lm	Dimm.	2700K	ING3SD-082727	10/50	7,50 €
	11 W = 100 W	1.350 lm	No Dimm.	2700K	ING3S-112727	10/50	9,50 €

E27 220-240 V IP20 330°

SILVER DOME 8 W DIMMABLE



Ø45 x 80 mm - 15 g

SFERA SILVER DOME E14

E14	6 W = 60 W	680 lm	Dimm.	2700K	INH1GSD-061427	10/50	7,00 €
-----	------------	--------	-------	-------	-----------------------	-------	--------

E14 220-240 V IP20 330°

SILVER DOME DIMMABLE

TECHNICAL NOTES

DIMMERABILI CON SISTEMI A TAGLIO DI FASE
 DIMMABLE WITH TRAILING-EDGE SYSTEMS



Versione E27
E27 Version



Versione E14
E14 Version



Cupola argentata
Silver dome



NO abbagliamento
NO glare



NO dispersione
NO dispersion



Dimmerabile
Dimmable

Lampade a filamento LED in vetro trasparente con cupola argentata effetto specchio per una diffusione mirata della luce.
 Clear glass LED filament lamps with mirror effect silver dome for focused light diffusion.

INCANTO

TUBOLARE



4 W - Ø 25 x 85 mm - 12 g
7 W - Ø 30 x 102 mm - 17 g

CLEAR E14

E14	4 W = 40 W	470 lm	2700K ■	INTB-041427	10/50	3,50 €
			4000K ■	INTB-041440		
	7 W = 75 W	1.110 lm	2700K ■	INTB-071427	10/50	5,50 €
			4000K ■	INTB-071440		

7 W 4 W E14 220-240 V IP20 330°



Ø 30 x 98 mm - 23 g

CLEAR E27

E27	9 W = 85 W	1.200 lm	2700K ■	INTB-092727	10/50	7,00 €
			4000K ■	INTB-092740		

E27 220-240 V IP20 330°



Ø 30 x 102 mm - 17 g

SATEN E14

E14	7 W = 75 W	1.110 lm	3000K ■	INSTB-071430	10/50	5,50 €
			4000K ■	INSTB-071440		
			6500K ■	INSTB-071460		

E14 220-240 V IP20 330°



Ø 30 x 98 mm - 23 g

SATEN E27

E27	9 W = 85 W	1.200 lm	3000K ■	INSTB-092730	10/50	7,00 €
			4000K ■	INSTB-092740		
			6500K ■	INSTB-092760		

E27 220-240 V IP20 330°

Lampade tubolari con innovativa tecnologia a filamento LED in vetro opale o trasparente.
Tubular lamps with innovative LED filament technology in opal or transparent glass..

SORGENTI A FILAMENTO LED
INCANTO EPOCA



AMBER - DIMMABLE



Ø 35 x 98 mm - 14 g

CANDELA E14

E14	4 W = 30 W	400 lm	No Dimm.	2200K	INVM1-041422	10/50	5,50 €
			Dimm.	2200K	INVM1D-041422	10/50	6,50 €

E14 220-240 V IP20 330°

AMBER FINISH DIMMABLE

TECHNICAL NOTES

DIMMERABILE CON SISTEMI A TAGLIO DI FASE
 DIMMABLE WITH TRAILING-EDGE SYSTEMS



Ø 35 x 98 mm - 14 g

TORTIGLIONE E14

E14	4 W = 30 W	400 lm	No Dimm.	2200K	INVTOR-041422	10/50	5,50 €
-----	------------	--------	----------	-------	----------------------	-------	--------

E14 220-240 V IP20 330°

AMBER FINISH



Ø 37 x 118 mm - 14 g

COLPO DI VENTO E14

E14	4 W = 30 W	400 lm	No Dimm.	2200K	INVM1C-041422	10/50	5,50 €
-----	------------	--------	----------	-------	----------------------	-------	--------

E14 220-240 V IP20 330°

AMBER FINISH



Ø 60 x 106 mm - 33 g

GOCCIA E27

E27	8 W = 60 W	806 lm	No Dimm.	2200K	INVG3-082722	10/50	6,50 €
-----	------------	--------	----------	-------	---------------------	-------	--------

E27 220-240 V IP20 330°

AMBER FINISH

Lampade a filamento LED dalla finitura ambrata che garantiscono un'atmosfera suggestiva.
 Amber finish LED filament lamps for a suggestive atmosphere.

SORGENTI A FILAMENTO LED
INCANTO EPOCA

AMBER - DIMMABLE



Ø 64 x 140 mm - 40 g

EDISON E27

E27	8 W = 60 W	806 lm	No Dimm.	2200K	INVP-082722	10/50	7,00 €
	11 W = 85 W	1.350	Dimm.	2200K	INVPD-122722	10/50	11,00 €

11 W E27 220-240 V IP20 330°

AMBER FINISH 11 W DIMMABLE



Ø 125 x 170 mm - 100 g

GLOBO E27

E27	8 W = 60 W	806 lm	No Dimm.	2200K	INVG125-082722	5/20	16,50 €
	11 W = 85 W	1.350	Dimm.	2200K	INVG125D-122722	5/20	19,00 €

11 W E27 220-240 V IP20 330°

AMBER FINISH 11 W DIMMABLE



Ø 160 x 320 mm - 265 g

GLOBO XL E27

E27	8 W = 60 W	806 lm	Dimm.	2200K	INVPS160-082722	1/4	77,00 €
-----	------------	--------	-------	-------	------------------------	-----	---------

E27 220-240 V IP20 330°

AMBER FINISH DIMMABLE



Ø 200 x 300 mm - 366 g

GLOBO XL E27

E27	8 W = 60 W	806 lm	Dimm.	2200K	INVG200-082722	1/4	79,00 €
-----	------------	--------	-------	-------	-----------------------	-----	---------

E27 220-240 V IP20 330°

AMBER FINISH DIMMABLE

TECHNICAL NOTES

DIMMERABILI CON SISTEMI A TAGLIO DI FASE
 DIMMABLE WITH TRAILING-EDGE SYSTEMS

Lampade a filamento LED dalla finitura ambrata che garantiscono un'atmosfera suggestiva.
 Amber finish LED filament lamps for a suggestive atmosphere.

SORGENTI CLASSICHE
HARMONY

SFERA E14



4 W - 6 W - Ø 45 x 80 mm - 23 g
8 W - Ø 45 x 80 mm - 33 g

E14	4 W = 30 W	350 lm	∠ 200°	3000K	HR80H1G-041430	10/50	2,00 €
				4000K	HR80H1G-041440		
				6500K	HR80H1G-041464		
	6 W = 40 W	490 lm	∠ 200°	3000K	ONH1G-061430	10/50	2,50 €
				4000K	ONH1G-061440		
				6500K	ONH1G-061465		
	8 W = 60 W	806 lm	∠ 180°	3000K	ONH1G-081430	10/50	3,00 €
				4000K	ONH1G-081440		
				6500K	ONH1G-081465		

6 W E14 220-240 V IP20 180° - 200°

N.B.

I codici ONH1G- (Ex ONDA) fanno ora parte della famiglia HARMONY.
I prossimi lotti di produzione riporteranno i nuovi codici HR80H1G-
ONH1G- codes [Ex ONDA] became part of HARMONY family.
Next production batches will report the new codes HR80H1G-

SFERA E27



4 W - 6 W - Ø 45 x 80 mm - 23 g
8 W - Ø 45 x 80 mm - 33 g

E27	4 W = 30 W	350 lm	∠ 200°	3000K	HR80H1G-042730	10/50	2,00 €
				4000K	HR80H1G-042740		
				6500K	HR80H1G-042764		
	6 W = 40 W	490 lm	∠ 200°	3000K	ONH1G-062730	10/50	2,50 €
				4000K	ONH1G-062740		
				6500K	ONH1G-062765		
	8 W = 60 W	806 lm	∠ 180°	3000K	ONH1G-082730	10/50	3,00 €
				4000K	ONH1G-082740		
				6500K	ONH1G-082765		

6 W E27 220-240 V IP20 180° - 200°

N.B.

I codici ONH1G- (Ex ONDA) fanno ora parte della famiglia HARMONY.
I prossimi lotti di produzione riporteranno i nuovi codici HR80H1G-
The ONH1G- [Ex ONDA] became part of HARMONY family.
Next production batches will report the new codes HR80H1G-

Massima qualità della luce e possibilità di scelta tra diverse temperature di colore luce.
Maximum light quality and choice between different light color temperatures.

SORGENTI CLASSICHE
HARMONY

CANDELA E14



4 W - 6 W - Ø 37 x 100 mm - 20 g
8 W - Ø 37 x 106 mm - 30 g

E14	4 W = 30 W	350 lm	∠ 200°	3000K	HR80M1-041430	10/50	2,00 €
				4000K	HR80M1-041440		
				6500K	HR80M1-041464		
E14	6 W = 40 W	490 lm	∠ 220°	3000K	ONM1-061430	10/50	2,50 €
				4000K	ONM1-061440		
				6500K	ONM1-061465		
E14	8 W = 60 W	806 lm	∠ 220°	3000K	ONM1-081430	10/50	3,00 €
				4000K	ONM1-081440		
				6500K	ONM1-081465		

6 W E14 220-240 V IP20 200° - 220°

N.B.

I codici ONM1- (Ex ONDA) fanno ora parte della famiglia HARMONY.
I prossimi lotti di produzione riporteranno i nuovi codici HR80M1-
ONM1- codes [Ex ONDA] became part of HARMONY family.
Next production batches will report the new codes HR80M1-



Ø 37 x 124 mm - 23 g

COLPO DI VENTO E14

E14	6 W = 40 W	490 lm	∠ 220°	3000K	ONM1C-061430	10/50	2,50 €
				4000K	ONM1C-061440		
				6500K	ONM1C-061465		

E14 220-240 V IP20 220°

N.B.

I codici ONM1C- (Ex ONDA) fanno ora parte della famiglia HARMONY.
I prossimi lotti di produzione riporteranno i nuovi codici HR80M1C-
ONM1C- codes [Ex ONDA] became part of HARMONY family.
Next production batches will report the new codes HR80M1C-

Massima qualità della luce e possibilità di scelta tra diverse temperature di colore luce.
Maximum light quality and choice between different light color temperatures.

SORGENTI CLASSICHE
HARMONY



GOCCIA - DIMMABLE



GOCCIA E27

	A mm	B mm	 g
9 W	Ø 60	108	30
11 W	Ø 60	108	30
15 W	Ø 60	123	40
18 W	Ø 65	120	90
20 W	Ø 65	133	65

Wattage	Equivalent Wattage	Lumen	Dimmable	Color Temperature	Code	Packaging	Price
9 W = 60 W	820 lm	No Dimm.	3000K	HR80G3-092730	10/50	2,50 €	
			4000K	HR80G3-092740			
			6500K	HR80G3-092764			
11 W = 75 W	1.055 lm	No Dimm.	3000K	HR80G3-112730	10/50	3,00 €	
			4000K	HR80G3-112740			
			6500K	HR80G3-112764			
15 W = 100 W	1.521 lm	No Dimm.	3000K	HR80G3-152730	10/50	4,50 €	
			4000K	HR80G3-152740			
			6500K	HR80G3-152764			
18 W = 100 W	1.921 lm	No Dimm.	3000K	HR80G3-172730	10/50	5,50 €	
			4000K	HR80G3-172740			
			6500K	HR80G3-172764			
20 W = 150 W	2.450 lm	No Dimm.	3000K	ARP-202730	10/50	8,00 €	
			4000K	ARP-202740			
			6500K	ARP-202765			
		Dimm.	3000K	ARPD-202730	10/50	11,50 €	
			4000K	ARPD-202740			
			6500K	ARPD-202765			

E27 220-240 V IP20 200°

3 YEARS
ARP DIMMABLE ARP - ARPD

N.B.

TECHNICAL NOTES

DIMMERABILE CON SISTEMI A TAGLIO DI FASE
DIMMABLE WITH TRAILING-EDGE SYSTEMS

I codici ARP- e ARPD- (Ex ARIA PLUS) fanno ora parte della famiglia HARMONY.
I prossimi lotti di produzione riporteranno i nuovi codici HR80G3-
ARP- and ARPD- codes (Ex ARIA PLUS) became part of HARMONY family.
Next production batches will report the new codes HR80G3-

Massima qualità della luce e possibilità di scelta tra diverse temperature di colore luce.
Maximum light quality and choice between different light color temperatures.

SORGENTI CLASSICHE
HARMONY

GLOBO - DIMMABLE



GLOBO E27

	A mm	B mm	g
15 W	Ø 95	143	78
20 W	Ø 120	163	143
24 W	Ø 120	158	173
24 W Dimm	Ø 125	173	150

E27	15 W = 90 W	1.500 lm	No Dimm.	3000K	HR80G95-152730	6/24	9,00 €	
				4000K	HR80G95-152740			
				6500K	HR80G95-152760			
E27	20 W = 120 W	2.100 lm	No Dimm.	3000K	HR80G120-202730	6/24	12,00 €	
				4000K	HR80G120-202740			
				6500K	HR80G120-202760			
		24 W = 130 W	2.500 lm	No Dimm.	3000K	HR80G120-242730	6/24	14,00 €
	4000K				HR80G120-242740			
	6500K				HR80G120-242760			
			Dimm.	3000K	HRDG125-242730	6/24	16,50 €	
				4000K	HRDG125-242740			
				6500K	HRDG125-242760			

E27 220-240 V IP20 220°

HRDG125 DIMMABLE

TECHNICAL NOTES

DIMMERABILE CON SISTEMI A TAGLIO DI FASE
DIMMABLE WITH TRAILING-EDGE SYSTEMS

Massima qualità della luce e possibilità di scelta tra diverse temperature di colore luce.
Maximum light quality and choice between different light color temperatures.

SORGENTI SPOT
LEXAR



5 W - Ø 50 x 54 mm - 31 g
6,5 W - Ø 50 x 54 mm - 31 g

35°		OUTPUT 360°	OUTPUT 90°				
GU10	5 W = 40 W	450 lm	380 lm	3000K	LX38-061030	10/50	4,00 €
				4000K	LX38-061040		
				6500K	LX38-061060		
	6,5 W = 50 W	550 lm	500 lm	3000K	LX38-081030	10/50	4,50 €
				4000K	LX38-081040		
				6500K	LX38-081060		

GU10 220-240 V IP20 35°



Ø 50 x 54 mm - 31 g

105°		OUTPUT 360°	OUTPUT 90°				
GU10	5 W = 40 W	450 lm	380 lm	3000K	LX110-061030	10/50	4,00 €
				4000K	LX110-061040		
				6500K	LX110-061060		
	6,5 W = 50 W	550 lm	500 lm	3000K	LX110-081030	10/50	4,50 €
				4000K	LX110-081040		
				6500K	LX110-081060		

GU10 220-240 V IP20 105°

Disponibili in diverse temperature di colore luce, sono adatte sia per l'illuminazione d'accento che per quella generica.
Available in different color temperatures and suitable for both accent and general lighting.

NEW
SORGENTI SPOT
LEXAR



Ø 50 x 55 mm - 25 g

110°		OUTPUT 360°	OUTPUT 90°				
GU10	9 W = 50 W	1.000 lm	750 lm	3000K	LX110-091030 <small>NEW</small>	10/50	6,00 €
				4000K	LX110-091040 <small>NEW</small>		
				6500K	LX110-091060 <small>NEW</small>		

GU10 220-240 V IP20 110°



Ø 50 x 46 mm - 26 g

60°		OUTPUT 360°	OUTPUT 90°				
GU5.3	5 W = 40 W	400 lm	350 lm	3000K	LX60-065330	10/50	6,00 €
				4000K	LX60-065340		
				6500K	LX60-065360		
	6,5 W = 50 W	500 lm	450 lm	3000K	LX60-085330	10/50	6,50 €
				4000K	LX60-085340		
				6500K	LX60-085360		

GU5.3 12 V AC/DC IP20 60°

TECHNICAL NOTES

ALIMENTAZIONE CON TRASFORMATORI ELETTROMAGNETICI E NON ELETTRONICI
POWER SUPPLY WITH ELECTROMAGNETIC AND NON-ELECTRONIC TRANSFORMERS

Disponibili in diverse temperature di colore luce, sono adatte sia per l'illuminazione d'accento che per quella generica.
Available in different color temperatures and suitable for both accent and general lighting.

SORGENTI SPOT
DICRO SHOP 95

CRI 95 - DIMMABLE



35°		OUTPUT 360°	OUTPUT 90°				
GU10	6 W = 40 W	350 lm	315 lm	3000K	DSD-063830	10/50	8,00 €
				4000K	DSD-063840		
				6500K	DSD-063860		

GU10 220-240 V IP20 35°

DIMMABLE 95 CRI

TECHNICAL NOTES

DIMMERABILE CON SISTEMI A TAGLIO DI FASE
DIMMABLE WITH TRAILING-EDGE SYSTEMS

R9>50

SORGENTI SPOT
DICRO SHOP 90

R9>50 - CRI 90 - DIMMABLE



12°		OUTPUT 360°	OUTPUT 90°				
GU10	6,5 W = 50 W	550 lm	500 lm	3000K	DSD-061230	10/50	19,00 €
				4000K	DSD-061240		
				6500K	DSD-061260		

GU10 220-240 V IP20 12°

HIGH DISSIPATION ALUMINUM DIMMABLE R9>50 90 CRI 3 YEARS

TECHNICAL NOTES

DIMMERABILE CON SISTEMI A TAGLIO DI FASE
DIMMABLE WITH TRAILING-EDGE SYSTEMS

R9>50 - RENDE I COLORI ROSSI FORTI E BRILLANTI
R9>50 - MAKES RED COLORS STRONG AND BRIGHT

OTTICA STUDIATA PER UN'ELEVATA CONCENTRAZIONE DEL FASCIO LUMINOSO
OPTICS DESIGNED FOR A HIGH CONCENTRATION OF THE LIGHT BEAM



Disponibili in diverse temperature di colore luce, sono adatte sia per l'illuminazione d'accento che per quella generica.
Available in different color temperatures and suitable for both accent and general lighting.

SORGENTI SPOT

SPOT MULTILED



Ø50 x 60 mm - 25 g

110°						
GU10	7 W = 50 W	600 lm	3000K ■	K2T7LED-071030	6/24	3,00 €
			4000K ■	K2T7LED-071040		
			6500K ■	K2T7LED-071060		

GU10 220-240 V IP20 110°

SORGENTI SPOT

SPOT MAXILED

12 V AC/DC

12 V
AC/DC



Ø 35 x 40 mm - 15 g

36°		OUTPUT 360°	OUTPUT 90°				
MR11	2,3 W = 20 W	235 lm	200 lm	3000K ■	K12XLED-300430	6/24	8,50 €
				4000K ■	K12XLED-300440		

MR11 12 V AC/DC IP20 36°

TECHNICAL NOTES

ALIMENTAZIONE CON TRASFORMATORI ELETTROMAGNETICI E NON ELETTRONICI
POWER SUPPLY WITH ELECTROMAGNETIC AND NON-ELECTRONIC TRANSFORMERS

Disponibili in diverse temperature di colore luce, sono adatte sia per l'illuminazione d'accento che per quella generica.
Available in different color temperatures and suitable for both accent and general lighting.

SORGENTI SPECIALI
PIXY G4

12 V
AC/DC



Ø 14 x 51 mm - 10 g

COB 2 W

G4	2 W = 20 W	200 lm	3000K █	PIXYCOB-020430	12/96	5,00 €
			4000K █	PIXYCOB-020440		
			6500K █	PIXYCOB-020464		

G4 12 V AC/DC IP20 300°



Ø 30 x 43 mm - 4 g

PLATE 2 W

G4	1,8 W = 20 W	170 lm	3000K █	PIXYPLT-020430	12/96	5,00 €
----	--------------	--------	---	-----------------------	-------	--------

G4 12 V AC/DC IP20 180°



Ø 16 x 45 mm - 10 g

3 W

G4	3 W = 30 W	300 lm	3000K █	PIXYFULL-030430	12/96	6,00 €
			4000K █	PIXYFULL-030440		
			6500K █	PIXYFULL-030464		

G4 12 V AC/DC IP20 300°



Ø 16 x 57 mm - 13 g

4,5 W

G4	4,5 W = 40 W	460 lm	3000K █	PIXYFULL-450430	12/96	7,00 €
			4000K █	PIXYFULL-450440		
			6500K █	PIXYFULL-450464		

G4 12 V AC/DC IP20 300°

Design trasparente ed elegante. Si alimenta con trasformatori elettromagnetici e non elettronici.
Transparent and elegant design. Powered by electromagnetic and non-electronic transformers.

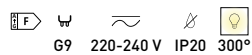
SORGENTI SPECIALI
PIXY G9



Ø 15 x 48 mm - 11 g

3 W

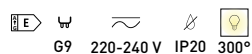
G9	3 W = 30 W	270 lm	3000K	PIXYFULL-030930	12/96	4,50 €
			4000K	PIXYFULL-030940		
			6500K	PIXYFULL-030964		



Ø 16 x 60 mm - 14 g

4 W

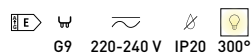
G9	4 W = 40 W	450 lm	3000K	PIXYFULL-040930	12/96	5,50 €
			4000K	PIXYFULL-040940		
			6500K	PIXYFULL-040964		



Ø 14 x 64 mm - 10 g

COB 4 W

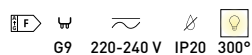
G9	4 W = 40 W	470 lm	3000K	PIXYCOB-040930	12/96	6,50 €
			4000K	PIXYCOB-040940		
			6500K	PIXYCOB-040964		



Ø 16 x 60 mm - 15 g

4,8 W

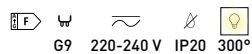
G9	4,8 W = 40 W	470 lm	3000K	PIXYFULL-050930	12/96	6,00 €
			4000K	PIXYFULL-050940		
			6500K	PIXYFULL-050964		



Ø 16 x 75 mm - 22 g

8 W

G9	8 W = 60 W	800 lm	3000K	PIXYFULL-080930	12/96	8,50 €
			4000K	PIXYFULL-080940		
			6500K	PIXYFULL-080964		



Design trasparente ed elegante. Si alimenta con corrente a 220 V (senza trasformatore).
Transparent and elegant design. Powered by 220 V current (without transformer).

SORGENTI SPECIALI
PIXYFULL



DIMMABLE



	A mm	B mm	g
4,5 W	Ø19	55	15
6,5 W	Ø21	70	25

G9	4,5 W = 35 W	350 lm	3000K	PIXYDIM-450930	12/96	7,50 €
			4000K	PIXYDIM-450940		
			6000K	PIXYDIM-450960		
	6,5 W = 50 W	620 lm	3000K	PIXYDIM-650930	12/96	8,50 €
			4000K	PIXYDIM-650940		
			6000K	PIXYDIM-650960		

G9 220-240 V IP20 330°

DIMMABLE

TECHNICAL NOTES

DIMMERABILE CON SISTEMI A TAGLIO DI FASE
DIMMABLE WITH TRAILING-EDGE SYSTEMS

Lampada speciale LED G9, trasparente e dimmerabile.
Special transparent and dimmable G9 LED lamp.

NEW
SORGENTI SPOT
TRE-D



DIMMABLE



4 W - 6 W - Ø 16 x 78 mm - 10 g
8 W - Ø 16 x 118 mm - 20 g

TRE-D COB

R7s	4 W = 40 W 450 lm	Color Box	3000K	TRCOB-047830 NEW	6/24	11,00 €
			4000K	TRCOB-047840 NEW		
		Blister	3000K	TRCOB-047830BL NEW	6/24	12,00 €
			4000K	TRCOB-047840BL NEW		
	6 W = 40 W 615 lm	Color Box	4000K	TRCOB-057840	6/24	12,00 €
		Blister	3000K	TRCOB-057830BL		
8 W = 70 W 1.000 lm	Color Box	3000K	TRCOB-0811830 NEW	6/24	15,00 €	
		4000K	TRCOB-0811840 NEW			
	Blister	3000K	TRCOB-0811830BL NEW	6/24	15,50 €	
		4000K	TRCOB-0811840BL NEW			

LED F E R7s 220-240 V IP20 330°



Ø 28 x 118 mm - 60 g

TRE-D

R7s	14 W = 120 W 1.900 lm	No Dimm.	3000K	TR-1411830BL NEW	6/24	17,50 €
			4000K	TR-1411840BL NEW		
		Dimm.	3000K	TRD-1411830BL NEW	6/24	19,50 €
			4000K	TRD-1411840BL NEW		

LED R7s 220-240 V IP20 360°

TRD DIMMABLE

TECHNICAL NOTES

DIMMERABILE CON SISTEMI A TAGLIO DI FASE
DIMMABLE WITH TRAILING-EDGE SYSTEMS



5 W - Ø 15 x 78 mm - 23 g
9 W - Ø 15 x 118 mm - 35 g

TRE-D SLIM

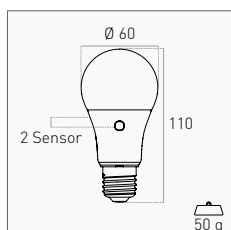
R7s	5 W = 50 W 490 lm	Blister	3000K	TRS-058730BL	6/24	8,50 €
	9 W = 70 W 950 lm	Blister	3000K	TRS-0811830BL	6/24	12,00 €

LED F R7s 220-240 V IP20 330°

ULTRASLIM

Lampada LED R7S. Elevate prestazioni in dimensioni ridotte.
R7S LED lamp. High performance in short size.

SORGENTI SPECIALI
SENSOR



E27	11 W = 75 W	1.050 lm	3000K	G3SP-102730	6/24	12,00 €
			4000K	G3SP-102740		
			6500K	G3SP-102764		

E27 220-240 V IP20 200°

AUTOMATIC 2 LIGHT SENSOR

TECHNICAL NOTES



ON-OFF AUTOMATICO GIORNO-NOTTE
AUTOMATIC DAY-NIGHT ON-OFF

L'On-Off automatico giorno-notte consente di risparmiare con un'illuminazione intelligente.

Automatic day-night On-Off to saving power for an intelligent lighting.

NEW

SORGENTI SPECIALI

ARIA BT

12-24 V
AC/DC

SORGENTI

12-24 V AC/DC



Ø 60 x 119 mm - 124 g

ARIA PLUS GOCCIA E27

E27	12 W = 85 W	1.280 lm	3000K	ARP-122430	10/50	14,00 €
			4000K	ARP-122440		

E27 12-24 V IP20 270°



Ø 45 x 80 mm - 16 g

SFERA E14

E14	5 W = 40 W	450 lm	3000K	ABTH1G-051430 NEW	10/50	9,50 €
			4000K	ABTH1G-051440 NEW		

E14 12-24 V IP20 200°



Ø 45 x 80 mm - 18 g

SFERA E27

E27	5 W = 40 W	450 lm	3000K	ABTH1G-052730 NEW	10/50	9,50 €
			4000K	ABTH1G-052740 NEW		

E27 12-24 V IP20 200°



Ø 27 x 100 mm - 18 g

CANDELA E14

E14	5 W = 40 W	450 lm	3000K	ABTM1-051430 NEW	10/50	9,50 €
			4000K	ABTM1-051440 NEW		

E14 12-24 V IP20 200°



Ø 50 x 50 mm - 20 g

SPOT 38°

GU5.3	5 W = 40 W	360 lm	3000K	ABT38-055330 NEW	10/50	9,50 €
			4000K	ABT38-055340 NEW		

GU5.3 12-24 V IP20 38°

TECHNICAL NOTES

NON ADATTE AD ESSERE ALIMENTATE DALLA CONVENZIONALE RETE ELETTRICA
NOT SUITABLE TO BE POWERED BY CONVENTIONAL MAINS

NO 230 V/AC

Lampada a bassa tensione con range di utilizzo 12-24 V AC/DC. Un prodotto versatile che garantisce massima qualità della luce.
Low voltage lamp with 12-24 V AC / DC range. A versatile product for maximum light quality.

SORGENTI SPECIALI
SERIE LIGHT



	A mm	B mm	 g
5 W	Ø50	85	27
9 W	Ø63	100	40
15 W	Ø80	114	77

E14	5 W = 40 W	400 lm	3000K	LR50-051430	6/24	4,50 €
			4000K	LR50-051440		
E27	9 W = 60 W	820 lm	3000K	LR63-082730	6/24	6,00 €
			4000K	LR63-082740		
	15 W = 100 W	1.521 lm	3000K	LR80-152730	6/24	8,00 €
			4000K	LR80-152740		

LR50 E14 E27 220-240 V IP20 120°

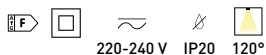
Lampade LED direzionali che generano un fascio mirato di luce, disponibili in diverse temperature di colore luce.
 Directional LED lamps for a focused light, available in different light color temperatures.

SORGENTI SPECIALI
CIRCOLINA



	A mm	g
12 W	Ø180	110
18 W	Ø218	160
23 W	Ø253	180

Connection with terminal	12 W	1.250 lm	3000K	CRL-1218030	1/20	16,50 €
			4000K	CRL-1218040		
	18 W	1.900 lm	3000K	CRL-1821830	1/20	19,50 €
			4000K	CRL-1821840		
	23 W	2.450 lm	3000K	CRL-2425330	1/20	24,00 €
			4000K	CRL-2425340		



INSTALLATION



FAI RINASCERE LA TUA PLAFONIERA GRAZIE ALLA DOPPIA INSTALLAZIONE:
FISSAGGIO CON MAGNETI O TRAMITE APPLICAZIONE CLASSICA CON VITI
BRING YOUR CEILING LIGHT TO LIFE THANKS TO THE DOUBLE INSTALLATION:
FIXING WITH MAGNETS OR BY CLASSIC APPLICATION WITH SCREWS

Doppio sistema di montaggio: fissaggio con magneti nelle plafoniere già esistenti o fissaggio classico tramite viti.
Double mounting system: magnet fixing installation for existing ceiling lights or classic screw fixing.

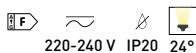
SORGENTI SPECIALI

AR111



Ø 111 x 57 mm - 165 g

CITYLAMP		OUTPUT 360°	OUTPUT 90°				
Connection with terminal	15 W = 100 W	1.200 lm	1.100 lm	3000K	CL-152430	6/24	19,00 €
				4000K	CL-152440		



INCLUDED



DRIVER ESTERNO EXTERNAL DRIVER



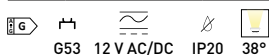
Ø 111 x 68 mm - 118 g

CITYLAMP COB GU10		OUTPUT 360°	OUTPUT 90°				
GU10	15 W = 100 W	1.200 lm	1.100 lm	3000K	CLGU10-153830	6/24	15,00 €
				4000K	CLGU10-153840		



Ø 111 x 65 mm - 130 g

SUPERLED		OUTPUT 360°	OUTPUT 90°				
G53	12 W	1.020 lm	900 lm	3000K	SLAR111-124030	10/50	15,50 €
				4000K	SLAR111-124040		



TECHNICAL NOTES

ALIMENTAZIONE CON TRASFORMATORI ELETTROMAGNETICI
POWER SUPPLY WITH ELECTROMAGNETIC TRANSFORMERS

SORGENTI SPECIALI

LAMPADA FRIGO



Ø 18 x 50 mm - 10 g

LAMPADA FRIGO FRIDGE LAMP							
E14	1,8 W = 40 W	130 lm	2700K	FGF-011427	12/48	3,50 €	
			5000K	FGF-011450			



Lampada dalle dimensioni estremamente ridotte adatta per uso specifico nel pieno rispetto dell'ambiente.
Special eco-friendly short-sized lamp suitable for specific use.

SORGENTI SPECIALI

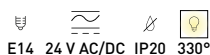
VOTIVA

24 V
AC/DC



Ø 25 x 70 mm - 14 g

CANDELA E14							
E14	0,4 W	25 lm	2700K	VTV-052427	50/200	2,00 €	



TECHNICAL NOTES

NON ADATTE AD ESSERE ALIMENTATE DALLA CONVENZIONALE RETE ELETTRICA
NOT SUITABLE TO BE POWERED BY CONVENTIONAL MAINS

NO 230 V/AC

Lampada dalla luce soffusa adatta a creare ambientazioni evocative.
Soft light lamp suitable for evocative ambiances.

SORGENTI SPECIALI
KILLER 50

ANTIZANZARA LED



Ø 60 x 110 mm - 39 g

E27	9 W = 50 W	650 lm	2200K	KLRSC-092700	1/25	9,50 €
-----	------------	--------	-------	---------------------	------	--------

E27 220-240 V IP20 230°



IN VENDITA CON ESPOSITORE DA 25 PZ
25 PCS DISPLAY READY FOR SALE



Protegge una superficie fino a 16 m2
Surface protection up to 16 m2



Atossica
Non-Toxic



Tiene lontane le zanzare
Keep mosquitoes away



Inodore
Odorless



Sicura per persone e animali
Safe for people and animals

Lampada dal particolare colore giallo che, filtrando i raggi infrarossi UV, crea una lunghezza d'onda (590 nm) capace di tenere lontane le zanzare.
Special yellow lamp able to keep mosquitos away through a wave lenght (590 nm) created by UV rays filtering.

SORGENTI SPECIALI
FLAME



GUARDALA IN AZIONE
SEE IT IN ACTION



Ø 54 x 129 mm - 75 g

E27	4 W	140 lm	1500K	FS1-042715	6/24	17,00 €
-----	-----	--------	-------	-------------------	------	---------

E27 220-240 V IP20 220°

FLAME EFFECT **GYROSCOPE**

TECHNICAL NOTES



GIROSCOPIO GYROSCOPE
LA FIAMMA SEGUIRÀ SEMPRE LA DIREZIONE CORRETTA
THE FLAME WILL ALWAYS FOLLOW THE CORRECT DIRECTION

OPERATING MODE



EFFETTO FIAMMA **LUCE FISSA** **DISSOLVENZA**
FLAME EFFECT ALWAYS ON FADE

Niente batte il calore e la spettacolarità del fuoco. Ogni chip è programmato singolarmente per dare vita alla fiamma.
Nothing compares to the magnificence of fire. Each chip is individually programmed to bring flame to life.

CHAPTER 2

LINEARI

STRISCE - PROFILI - PLAFONIERE
STRIP - PROFILE - CEILING LIGHTS



7 W/m - 10 W/m

14 W/m - 20 W/m



NEW

LINEARI - STRISCE

ACCÈNTO PRO

NEW

LINEARI - STRISCE

ACCENTO PRO



LINEARI

35 W	100	42
50 W	100	42
70 W	118	25
100 W	118	25

35 W (7 W/m)	4.025 lm (805 lm/m)	144 led/m	2700K	AC95-0714427 NEW	10/20	32,50 €
			3000K	AC95-0714430 NEW		
			4000K	AC95-0714440 NEW		
			6000K	AC95-0714460 NEW		
50 W (10 W/m)	5.750 lm (1.150 lm/m)	144 led/m	2700K	AC95-1014427 NEW	10/20	38,50 €
			3000K	AC95-1014430 NEW		
			4000K	AC95-1014440 NEW		
			6000K	AC95-1014460 NEW		
70 W (14 W/m)	8.050 lm (1.610 lm/m)	240 led/m	2700K	AC95-1424027 NEW	10/20	45,50 €
			3000K	AC95-1424030 NEW		
			4000K	AC95-1424040 NEW		
			6000K	AC95-1424060 NEW		
100 W (20 W/m)	12.000 lm (2.400 lm/m)	240 led/m	3000K	AC95-2024030 NEW	10/20	55,00 €
			4000K	AC95-2024040 NEW		

100 W 24 V IP20 INDOOR 120° METERS

30.000 H
 DIMMABLE 30.000 H 93 CRI 3 YEARS



Strisce LED professionali caratterizzate da una resa cromatica elevatissima, permettono di ottenere un'illuminazione fedele ai reali colori degli oggetti.

Professional LED strips with high color rendering, which allows to obtain a color-true lighting of the objects.

FOCUS

3M 9080HL
EXTRA STRONG
Adesione perfetta
Perfect adhesion

TECHNICAL NOTES



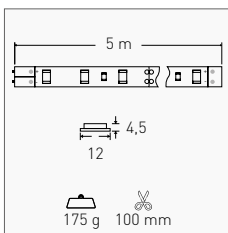
ELEVATA DENSITÀ DI LED PER METRO PER UN EFFETTO DI LUCE CONTINUA
HIGH DENSITY OF LEDS PER METER FOR A CONTINUOUS LIGHT EFFECT

OPTIONAL PAG. 66-67

ALIMENTATORI E ACCESSORI
POWER SUPPLIES AND ACCESSORIES

LINEARI - STRISCE

ACCENTO PRO



60 W (12 W/m)	6.000 lm (1.200 lm/m)	3000K	AC9067-146030	10/20	55,00 €
		4000K	AC9067-146040		
24 V	IP67	OUTDOOR	120°	5 METERS	60 LED/m
			DIMMABLE	50.000 H	90 CRI
					3 YEARS

Striscia LED IP67 professionale progettata per offrire una tenuta ermetica, evitando l'ingresso di particelle di polvere dannose e consentendo la sua immersione temporanea senza compromettere le prestazioni.

Professional IP67 LED strip designed to provide a hermetic seal, preventing the entry of harmful dust particles and allowing temporary immersion without compromising performance.

INCLUDED

CLIP DI FISSAGGIO E TAPPO TERMINALE IN SILICONE
FIXING CLIP AND SILICONE END CAP

OPTIONAL PAG. 66-67

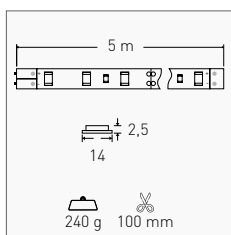
ALIMENTATORI E ACCESSORI
POWER SUPPLIES AND ACCESSORIES

LINEARI - STRISCE

ACCENTO PRO



LINEARI



47,5W (9,5 W/m) 2.280 lm (456 lm/m)	RGB + 3000K	ACRGBW-956030	10/20	91,00 €
	RGB + 4000K	ACRGBW-956040		
24 V IP65 OUTDOOR 180° METERS	60 LED/m DIMMABLE	30.000 H	90 CRI (WHITE)	RGB+W 3 YEARS

TECHNICAL NOTES

Striscia LED IP65 professionale progettata per offrire una tenuta ermetica, protetta contro l'ingresso di particelle di polvere dannose e getti d'acqua. Grazie alla sua funzionalità RGB e alla luce bianca aggiuntiva, è possibile creare un'ampia gamma di effetti luminosi personalizzati.

LA STRIP LED RGB+W, A DIFFERENZA DELLE RGB, HA CHIP BIANCHI DEDICATI PER UN BIANCO PURO E COLORI PIÙ VIVACI. THE RGB+W LED STRIP, UNLIKE THE RGB, HAS SPECIFIC WHITE CHIPS FOR PURE WHITE AND BRIGHTER COLORS.



INCLUDED

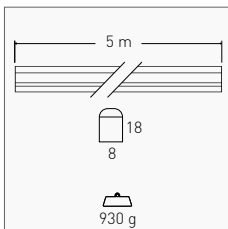
CLIP DI FISSAGGIO E TAPPO TERMINALE IN SILICONE
FIXING CLIP AND SILICONE END CAP

OPTIONAL PAG. 66-67

ALIMENTATORI E ACCESSORI
POWER SUPPLIES AND ACCESSORIES

Professional IP65 LED strip designed to offer an airtight seal, protected against the entry of harmful dust particles and water jets. Thanks to its RGB functionality and additional white light, a wide range of customized lighting effects can be created.

LINEARI - STRISCE
MAGIC



24 W (4,8 W/m)	RGB	MGR5-486010	1/6	79,00 €
220-240 V	IP67	OUTDOOR	180°	5 METERS
60 LED/m	DIMMABLE	40.000 H	RGB	

INSTALLATION



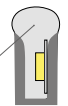
Strip LED professionale RGB, protetta da polvere e getti d'acqua. Grazie al telecomando in dotazione è possibile gestire oltre mille giochi di luce dinamici.

RGB professional LED strip, dustproof and water resistant. Thanks to the supplied remote control it is possible to manage over a thousand dynamic light effects.

FOCUS

Struttura in silicone IP67 per la massima sicurezza e resa dei colori

IP67 silicone structure for maximum security and color rendering



BLISTER KIT

MAGIC STRIP
Telecomando IR Remote
Alimentatore a spina Plug-in Power supply
Clip di fissaggio Fixing clip



TECHNICAL NOTES

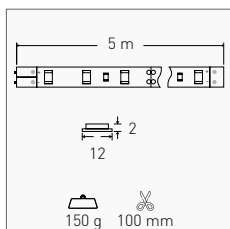
TECNOLOGIA DI INSEGUIMENTO DEI COLORI, OGNI CHIP È PROGRAMMATO SINGOLARMENTE PER UN EFFETTO A "CASCATA"
COLOR TRACKING TECHNOLOGY, EACH CHIP IS INDIVIDUALLY PROGRAMMED FOR A "WATERFALL" EFFECT.



LINEARI - STRISCE
ACCÈNTO



LINEARI



95 W (19 W/m)	8.500 lm (1.700 lm/m)	RGB + 4000K	ACRGBW-196010	10/20	93,50 €
4000 K	24 V	IP20	INDOOR	120°	5 METERS
120 LED/m	DIMMABLE	50.000 H	RGB+W	3 YEARS	

FOCUS

3M VHB EXTRA STRONG
Potere dissipante
Dissipation power

TECHNICAL NOTES

LA STRIP LED RGB+W, A DIFFERENZA DELLE RGB, HA CHIP BIANCHI DEDICATI PER UN BIANCO PURO E COLORI PIÙ VIVACI
THE RGB+W LED STRIP, UNLIKE THE RGB, HAS DEDICATED WHITE CHIPS FOR PURE WHITE AND BRIGHTER COLORS

OPTIONAL PAG. 66-67

ALIMENTATORI E ACCESSORI
POWER SUPPLIES AND ACCESSORIES

Striscia LED da interno RGB+W per trasformare la tua casa in un'opera d'arte luminosa. Esplora l'ampia gamma di colori vivaci e regola l'intensità della luce bianca per creare l'atmosfera perfetta per ogni occasione.

RGB+W indoor LED strip to transform your home into a luminous work of art. Explore the wide range of vibrant colors and adjust the intensity of the white light to create the perfect mood for any occasion.



LINEARI - STRISCE

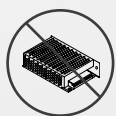
ACCÈNTO 230 V



Facile installazione
Easy installation



Collegamento alla rete
Network connection



Alimentatore non richiesto
No power supply required



Senza cali di tensione
Without voltage drops



Illuminazione uniforme
Uniform lighting



Taglio ogni 10 cm
10 cm cuttable

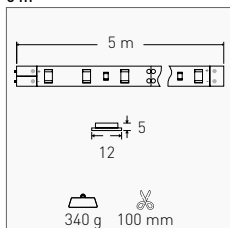
Disponibile in bobine da / Available in reels of
5 m - 20 m

LINEARI - STRISCE

ACCÈNTO 230 V



5 m

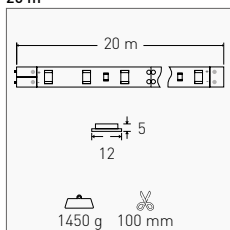


70 W (14 W/m) 7.400 lm (1.480 lm/m)	3000K	AC5230-1512030	10/20	137,00 €
	4000K	AC5230-1512040		

220-240 V IP65 OUTDOOR 120° METERS 5 120 LED/m EASY TO INSTALL NO DRIVER DIMMABLE 50.000 H

CONFEZIONATA IN BUSTA TERMICA
PACKED IN THERMAL BAG N.B.

20 m



280 W (14 W/m) 29.600 lm (1.480 lm/m)	3000K	AC20230-1512030	1/4	540,00 €
	4000K	AC20230-1512040		

220-240 V IP65 OUTDOOR 120° METERS 20 120 LED/m EASY TO INSTALL NO DRIVER DIMMABLE 50.000 H

CONFEZIONATA IN BOBINA INDUSTRIALE
PACKED IN INDUSTRIAL REEL N.B.

INCLUDED

CLIP DI FISSAGGIO E TAPPO TERMINALE IN SILICONE
FIXING CLIP AND SILICONE END CAP

OPTIONAL



Kit start 230 V - Silicone	KIT-STARTAC230	5,00 €
Fixing clip - 10 pz	KIT-CLIPAC230	2,00 €
End cap IP65 - 5 pz	KIT-ENDCAPS	2,00 €

INSTALLATION



IDEALE PER LE INSTALLAZIONI CON COLLEGAMENTO DIRETTO ALLA RETE
IDEAL FOR INSTALLATIONS WITH DIRECT CONNECTION TO THE NETWORK



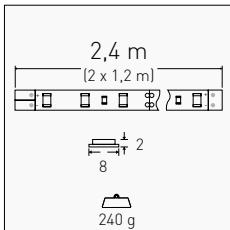
Strip LED professionale alimentata direttamente a 230 V (No driver), con guaina protettiva in silicone e nastro adesivo 3M. Sezionabile ogni 10 cm.

Professional LED strip powered directly at 230 V (No driver), with protective silicone sheath and 3M adhesive tape. Sectionable every 10 cm.

NEW

LINEARI - STRISCE

STRISCIA LED SENSOR



IN VENDITA CON ESPOSITORE DA 10 PZ
10 PCS DISPLAY READY FOR SALE

Kit pronto all'uso completo di 2 strisce, 2 sensori e alimentatore. Ideale per illuminare letti, cabine armadio o mobili.

Ready-to-use kit complete with 2 strips, 2 sensors and power supply. Ideal for beds, walk-in closets or furniture.

7 W (2,9 W/m)	540 lm (225 lm/m)	3000K	KIT-SENSOR NEW	10/20	43,00 €
220-240 V	IP20	INDOOR	120°	2 x 1,2 METERS	30 LED/m
					30 sec - 6 min ADJUSTABLE TIMER
					PIR SENSOR
					LIGHT SENSOR

FOCUS

3M 300LSE
EXTRA STRONG
Facile installazione
Easy installation

INCLUDED

2 BOBINE DA 1,2 METRI, 2 SENSORI, DRIVER 230 V/AC, SPLITTER E CLIP DI FISSAGGIO
2 X 1.2M REELS, 2 SENSORS, 230V/AC DRIVER, SPLITTER AND FIXING CLIP

INSTALLATION

PERFETTA COME LUCE NOTTURNA POSIZIONATA SOTTO IL LETTO
PERFECT AS A NIGHT LIGHT PLACED UNDER THE BED

TECHNICAL NOTES

ACCENSIONE AUTOMATICA NOTTURNA AL RILEVAMENTO DI MOVIMENTO CON TIMER REGOLABILE 30 SEC - 6 MIN
AUTOMATIC SWITCH AT NIGHT UPON MOTION DETECTION WITH 30 SEC - 6 MIN ADJUSTABLE TIMER

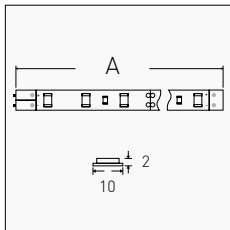
NEW

LINEARI - STRISCE

STRISCIA LED USB 55"-75"



LINEARI



		A						
3 W (1,5 W/m)	43"-55"	2 m (4x50 cm)	66 g	RGB	KIT-TV55 NEW	20/40	24,00 €	
4 W (1,3 W/m)	55"-75"	3 m (2x50 cm +1x1 m)	77 g	RGB	KIT-TV75 NEW	20/40	29,00 €	

INCLUDED

TELECOMANDO MULTIFUNZIONE
MULTIFUNCTION REMOTE CONTROL

FOCUS

3M 300LSE
EXTRA STRONG
Facile installazione
Easy installation



INSTALLATION



TV 43-50"
KIT-TV55

TV 50-55"
KIT-TV55

TV 55-75"
KIT-TV75

RAPIDA INSTALLAZIONE GRAZIE ALL' ALIMENTAZIONE TRAMITE USB
QUICK INSTALLATION THANKS TO USB POWER SUPPLY

IN VENDITA CON ESPOSITORE DA 20 PZ
20 PCS DISPLAY READY FOR SALE

Strip LED RGB in kit pronto all'uso per illuminare facilmente TV e monitor grazie all'alimentazione con USB.

Ready-to-use RGB LED strip kit for easy lighting of TVs and monitors thanks to USB power supply.

LINEARI - STRISCE
ACCÈNTO



	A mm	g	mm
35 W	8	71	165
70 W	10	290	100

35 W (7 W/m) 3.500 lm (700 lm/m) 30 led/m	3000K	AC2-722430	10/20	23,00 €
	4000K	AC2-722440		
	6000K	AC2-722460		
70 W (14 W/m) 7.000 lm (1.400 lm/m) 60 led/m	3000K	AC2-142430	10/20	27,50 €
	4000K	AC2-142440		
	6000K	AC2-142460		

24 V IP20 INDOOR 120° METERS

EASY TO INSTALL

Striscia LED da interno progettate con la massima attenzione ai dettagli e alle prestazioni.

Indoor LED strip designed with the utmost attention to detail and performance.

FOCUS

3M 300LSE
 EXTRA STRONG
 Facile installazione
 Easy installation

OPTIONAL PAG. 66-67

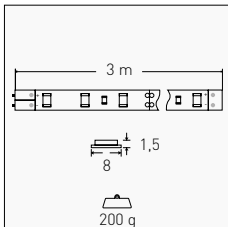
ALIMENTATORI E ACCESSORI
POWER SUPPLIES AND ACCESSORIES

LINEARI - STRISCE
ACCÈNTO



BLISTER

LINEARI



14,4 W (4,8 W/m)	1.260 lm (420 lm/m)	3000K	ACBL-486030	10/20	32,50 €
		6000K	ACBL-486060		
	-	RGB	ACRBL-486010	10/20	42,00 €

100-240 V IP20 INDOOR 120° METERS 30 LED/m EASY TO INSTALL ACRBL DIMMABLE 50.000 H RGB ACRBL

FOCUS

3M 300LSE
 EXTRA STRONG
 Facile installazione
 Easy installation

BLISTER KIT

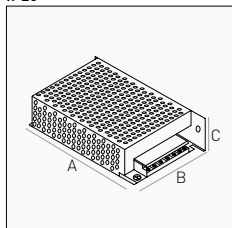
Strip LED
 Alimentatore a spina Plug-in Power supply
 Telecomando IR Remote (Only ACRBL)

Strip LED da interno in kit pronto all'uso con strip e alimentatore per un rapido utilizzo.

Indoor LED strip in ready-to-use kit with strip and power supply for quick use.

ACCESSORIES
DRIVER

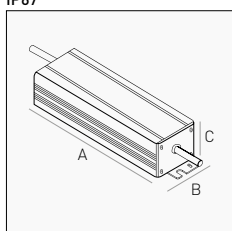
IP20



		A	B	C					
40 W	1500 mA	110 mm	77 mm	35 mm	186 g	RDAC35-24	1/100	15,50 €	
60 W	2500 mA	110 mm	77 mm	35 mm	186 g	RDAC60-24	1/100	21,50 €	
100 W	4200 mA	160 mm	99 mm	43 mm	312 g	RDAC100-24	1/50	29,00 €	
120 W	5000 mA	200 mm	99 mm	43 mm	430 g	RDAC120-24	1/50	31,00 €	
150 W	6500 mA	200 mm	99 mm	43 mm	590 g	RDAC150-24	1/50	33,50 €	
200 W	8300 mA	200 mm	110 mm	50 mm	590 g	RDAC200-24	1/36	43,00 €	

INPUT 100-240 V OUTPUT 24 V IP20 NOT DIMMABLE

IP67



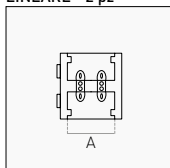
		PROTOCOL	A	B	C				
50 W	2100 mA	-	205 mm	35 mm	24 mm	266 g	RDAC50-2467	1/50	36,00 €
60 W	2500 mA	1-10 V	170 mm	50 mm	32 mm	450 g	RDAC60-2467D	1/20	74,50 €
100 W	4200 mA	-	182 mm	62 mm	20 mm	380 g	RDAC100-2467	1/30	57,50 €
		1-10 V	182 mm	62 mm	20 mm	380 g	RDAC100-2467D	1/30	119,00 €
150 W	6250 mA	1-10 V	238 mm	58 mm	32 mm	800 g	RDAC150-2467D	1/15	137,00 €
200 W	8300 mA	-	238 mm	58 mm	32 mm	760 g	RDAC200-2467	1/100	86,50 €
250 W	10.500 mA	1-10 V	248 mm	72 mm	32 mm	1000 g	RDAC250-2467D	1/15	170,50 €
300 W	12.500 mA	-	228 mm	72 mm	32 mm	1000 g	RDAC300-2467	1/100	115,00 €

INPUT 175-264 V OUTPUT 24 V IP67 DIMMABLE

ACCESSORIES

CONNECTORS

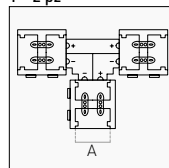
LINEARE - 2 pz



	A			
Plastic Bag	8 mm	ACCN8	1,00 €	
	10 mm	ACCN10	1,50 €	

1/100

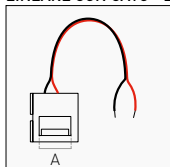
T - 2 pz



	A			
Plastic Bag	8 mm	ACCN8T	4,00 €	
	10 mm	ACCN10T	4,50 €	

1/100

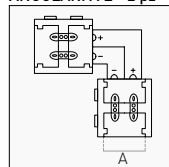
LINEARE CON CAVO - 2 pz



	A			
Plastic Bag	8 mm	ACCN8WIRE	1,50 €	
	10 mm	ACCN10WIRE	4,00 €	

15 cm 1/100

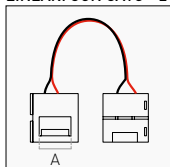
ANGOLARI A L - 2 pz



	A			
Plastic Bag	8 mm	ACCN8ANG	3,00 €	
	10 mm	ACCN10ANG	3,00 €	

1/100

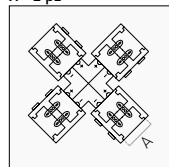
LINEARI CON CAVO - 2 pz



	A			
Plastic Bag	8 mm	ACCN8WIRE2	2,00 €	
	10 mm	ACCN10WIRE2	2,00 €	

15 cm 1/100

X - 2 pz



	A			
Plastic Bag	8 mm	ACCN8X	5,00 €	
	10 mm	ACCN10X	5,00 €	

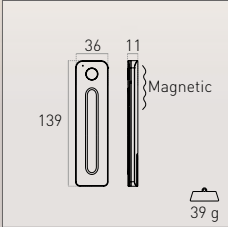
1/100



ACCESSORIES CONTROLLER

LINEARI

TOUCH REMOTE RF




OUTPUT	BATTERY			
RF [2.4 GHz]	1x CR2032	CTLRF	1/100	41,00 €

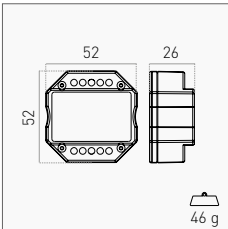
IP20 30 m 0-100% 5
MAX DISTANCE TOUCH SLIDE MAGNETIC YEARS

TECHNICAL NOTES

TELECOMANDO RF TOUCH SLIDE CON SUPPORTO A PARETE MAGNETICO
RF TOUCH SLIDE REMOTE CONTROL WITH MAGNETIC WALL SUPPORT



DIMMER SINGLE COLOR



OUTPUT	PROTOCOL			
POWER 192 W / 24 V	0-100%+PUSH	DIM-PWM	1/100	43,00 €

IP20 12-48 V INPUT / OUTPUT V. 0% - 100% + PUSH-DIM 4096 STEP 0-100% 5 YEARS

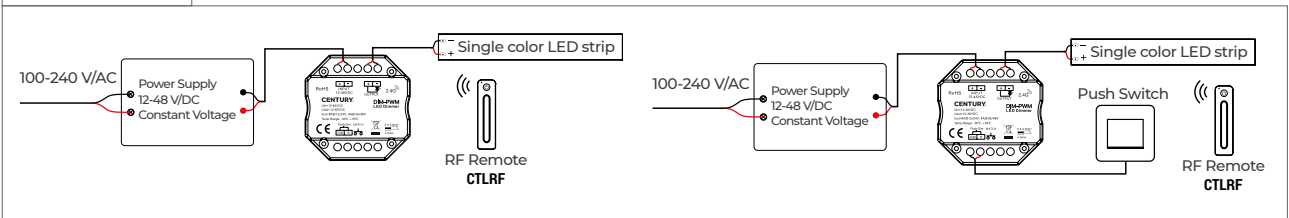


TECHNICAL NOTES

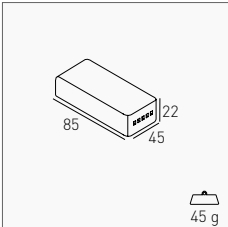
MONTAGGIO TIPICO A PARETE CON SCATOLA DI GIUNZIONE
TYPICAL WALL MOUNT WITH JUNCTION BOX



WIRING DIAGRAMS



CONTROLLER RGB+W WI-FI

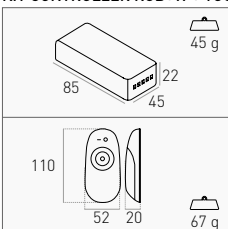


CARICO MASSIMO / MAXIMUM LOAD				
5 A x 4 Channel = 20 A / Max 120 W	CTLSMA-ACRGBW	10/180	32,50 €	

IP20 12-24 V INPUT / OUTPUT V. 2,4 GHz RGB+W SMART



KIT CONTROLLER RGB+W + TOUCH REMOTE



CARICO MASSIMO / MAXIMUM LOAD				
6 A x 4 Channel = 24 A / Max 120 W	KIT-ACRGBW	1/100	43,00 €	

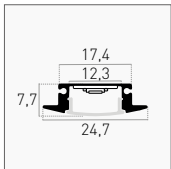
IP20 12-24 V INPUT / OUTPUT V. 2,4 GHz 30 m 20 RGB+W
REMOTE RF MAX DISTANCE PROGRAMS



PROFILI PROFILE



INCASSO RECESSED



Aluminum <input checked="" type="checkbox"/>	KPRI-2508	1/20	24,00 €
White <input type="checkbox"/>	KPRI-2508B	1/20	32,50 €
Black <input checked="" type="checkbox"/>	KPRI-2508N		

IP20 2 m KIT 12,3 mm SPACE FOR STRIP ALUMINUM 5 YEARS

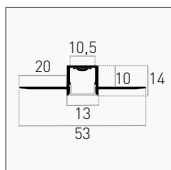
INCLUDED

OPAL COVER CAPS CLIPS

OPTIONAL

Cover 1 pz	Opal Black <input checked="" type="checkbox"/>	PRCN-2508N	1/20	12,00 €
	Transparent <input type="checkbox"/>	PRCV-2508	1/20	4,00 €
	Opal <input type="checkbox"/>	PRCO-2508	1/20	5,00 €
Cap 5 pz	-	KPRI-2508-CAP	1/100	2,00 €
	Forati With hole	KPRI-2508-CAPH		
Clip 10 pz	Fissaggio Fixing	KPRI-2508-CLIP	1/100	4,00 €

CARTONGESSO PLASTERBOARD



Aluminum <input checked="" type="checkbox"/>	KPRCG-5314	1/20	57,50 €
--	-------------------	------	---------

IP20 3 m KIT 10,5 mm SPACE FOR STRIP ALUMINUM 5 YEARS

INCLUDED

OPAL COVER CAPS

FOCUS

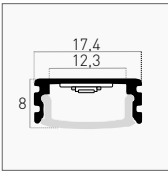
Packaging tubolare protettivo
Protective tubular packaging



OPTIONAL

Cover 1 pz	Opal <input type="checkbox"/>	PRCO-5314	1/20	6,00 €
Cap 5 pz	-	KPRCG-5314-CAP	1/100	2,50 €
	Forati With hole	KPRCG-5314-CAPH		

SUPERFICIE SURFACE



Aluminum	<input checked="" type="checkbox"/>	KPRS-1708	1/20	19,00 €
White	<input type="checkbox"/>	KPRS-1708B	1/20	21,50 €
Black	<input checked="" type="checkbox"/>	KPRS-1708N	1/20	26,50 €

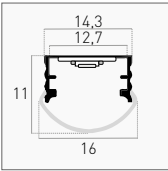
IP20 2 m 12,3 mm ALUMINUM 5 YEARS
 KIT SPACE FOR STRIP

INCLUDED OPAL COVER CAPS CLIPS

OPTIONAL

Cover	1 pz	Opal Black	<input checked="" type="checkbox"/>	PRCN-1708N	1/20	12,00 €
		Transparent	<input type="checkbox"/>	PRCV-1708	1/20	5,50 €
		Opal	<input type="checkbox"/>	PRCO-1708	1/20	5,00 €
Cap	5 pz	-		KPRS-1708-CAP	1/100	2,00 €
		Forati With hole		KPRS-1708-CAPH		
Clip	10 pz	Fissaggio Fixing		KPRS-1708-CLIP	1/100	4,00 €

BOMBATA ROUNDED



Aluminum	<input checked="" type="checkbox"/>	KPRS-1611	1/20	15,00 €
White	<input type="checkbox"/>	KPRS-1611B	1/20	20,50 €
Black	<input checked="" type="checkbox"/>	KPRS-1611N		

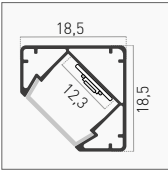
IP20 2 m 12,7 mm ALUMINUM 5 YEARS
 KIT SPACE FOR STRIP

INCLUDED OPAL COVER CAPS CLIPS

OPTIONAL

Cover	1 pz	Opal Black	<input checked="" type="checkbox"/>	PRCN-1611N	1/20	11,00 €
		Opal	<input type="checkbox"/>	PRCO-1611	1/20	5,00 €
Cap	5 pz	-		KPRS-1611-CAP	1/100	2,00 €
		Forati With hole		KPRS-1611-CAPH		
Clip	10 pz	Fissaggio Fixing		KPRS-1611-CLIP	1/100	4,00 €

ANGOLARE ANGULAR



Aluminum	<input checked="" type="checkbox"/>	KPRAN-1818	1/20	19,00 €
White	<input type="checkbox"/>	KPRAN-1818B	1/20	24,00 €
Black	<input checked="" type="checkbox"/>	KPRAN-1818N	1/20	36,00 €

IP20 2 m 12,3 mm ALUMINUM 5 YEARS
 KIT SPACE FOR STRIP

INCLUDED OPAL COVER CAPS CLIPS

OPTIONAL

Cover	1 pz	Opal Black	<input checked="" type="checkbox"/>	PRCN-1818N	1/20	11,00 €
		Transparent	<input type="checkbox"/>	PRCV-1818	1/20	5,50 €
		Opal	<input type="checkbox"/>	PRCO-1818	1/20	5,00 €
Cap	5 pz	-		KPRAN-1818-CAP	1/100	2,00 €
		Forati With hole		KPRAN-1818-CAPH		
Clip	10 pz	Fissaggio Fixing		KPRAN-1818-CLIP	1/100	4,00 €

Profili in alluminio per strisce LED. Assicurano un'installazione professionale e una distribuzione uniforme della luce. Il kit include una cover bianca opale e accessori di montaggio.

Aluminum profiles for LED strips. They ensure a professional installation and uniform light distribution. The kit includes an opal white cover and mounting accessories.

NEW
PLAFONIERA
SPEEDY

TRICOLOR
3000K
4000K
6500K

EASY



	A mm	g
4 W	313	68
8 W	573	106
10 W	873	142
14 W	1173	186
18 W	1478	355

		OUTPUT			
4 W	400 lm	3000K	SPD-043030	6/24	13,00 €
		4000K	SPD-043040		
		3000K - 4000K - 6500K	SPD-043000 NEW		
8 W	800 lm	3000K	SPD-086030	6/24	17,50 €
		4000K	SPD-086040		
		3000K - 4000K - 6500K	SPD-086000 NEW		
10 W	1.000 lm	3000K	SPD-109030	6/24	20,50 €
		4000K	SPD-109040		
14 W	1.400 lm	3000K	SPD-141230	6/24	23,00 €
		4000K	SPD-141240		
18 W	1.850 lm	4000K	SPD-181540	6/24	35,00 €
		3000K - 4000K - 6500K	SPD-181500 NEW		

INCLUDED

CAVO DA 1,5 METRI CON SPINA
1.5 METER CABLE WITH PLUG

CLIP DI FISSAGGIO
FIXING CLIPS

220-240 V IP20 120°

EASY TO INSTALL CCT
TRICOLOR

SERIES INSTALLATION

PORTATA MASSIMA PER COLLEGAMENTO IN SERIE
MAXIMUM CAPACITY FOR SERIES CONNECTION

4 W	8 W	10 W	14 W	18 W
25 pz	12 pz	10 pz	7 pz	5 pz

OPTIONAL

CAVETTO DI RACCORDO FLESSIBILE
FLEXIBLE CONNECTION CABLE

RC-SPD	6/100	4,00 €
---------------	-------	--------

Plafoniera innestabile l'una nell'altra
a filo continuo. Luce funzionale di alta qualità.

Linkable ceiling light.
Functional high quality fixture.

PLAFONIERA
STABILA



LINEARI



	A mm	 g
19 W	600	367
36 W	1200	578
45 W	1500	783
60 W	1500	783

	SOURCE	OUTPUT				
19 W	2.300 lm	2.090 lm	3000K	STB-186030	1/6	26,50 €
			4000K	STB-186040		
36 W	4.400 lm	4.220 lm	3000K	STB-361230	1/6	38,50 €
			4000K	STB-361240		
45 W	5.780 lm	5.050 lm	3000K	STB-451530	1/6	48,00 €
			4000K	STB-451540		
60 W	7.290 lm	7.000 lm	4000K	STB-601540	1/6	77,00 €



3-in-1
INSTALLATION EASY TO INSTALL ALUMINUM

Plafoniera versatile ed elegante, caratterizzata da un corpo in alluminio di alta qualità. La sua installazione è semplice e può essere montata a soffitto, a parete o sospesa grazie all'opzionale kit di sospensione. Aggiunge un tocco di stile e illuminazione efficace a qualsiasi ambiente.

Versatile and elegant ceiling light, characterized by a high-quality aluminum body. Its installation is simple and can be mounted on the ceiling, on the wall, or suspended using the optional suspension kit. It adds a touch of style and effective illumination to any environment.

INCLUDED



KIT INSTALLAZIONE A SOFFITTO O A PARETE
CEILING OR WALL INSTALLATION KIT

OPTIONAL



KIT INSTALLAZIONE A SOSPENSIONE
SUSPENSION INSTALLATION KIT

KIT-PQ40	1/100	11,00 €
-----------------	-------	---------

PLAFONIERA STAGNA
SUPERLIGHT



	A	g
18 W	625	180
24 W	1150	300
36 W	1525	400

	SOURCE		OUTPUT				
18 W	1.900 lm	1.800 lm	4000K		SPL65-186040	1/25	20,50 €
24 W	2.500 lm	2.400 lm	4000K		SPL65-241240	1/25	25,00 €
36 W	3.900 lm	3.600 lm	4000K		SPL65-361540	1/25	33,50 €

220-240 V IP65 IK06 120°

 ULTRASLIM EASY TO INSTALL

Plafoniera IP65 con LED integrato dal design compatto, ideale per ambienti interni ed esterni.

Compact design IP65 ceiling light with integrated LED, for indoor and outdoor ambience.



INCLUDED

KIT INSTALLAZIONE A SOFFITTO
CEILING INSTALLATION KIT

NEW

PLAFONIERA STAGNA

PRIMA

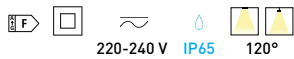


LINEARI



	A mm	g
30 W	630	300
50 W	1230	500
70 W	1530	600

OUTPUT					
30 W	3.200 lm	4000K	PRM-306040 NEW	1/10	33,00 €
50 W	5.400 lm	4000K	PRM-501240 NEW	1/10	43,00 €
70 W	7.600 lm	4000K	PRM-701540 NEW	1/10	55,00 €



220-240 V IP65 120°

2-in-1 INSTALLATION EASY TO INSTALL 50.000 H L70/B50

INCLUDED



KIT INSTALLAZIONE A SOFFITTO
CEILING INSTALLATION KIT

OPTIONAL



KIT INSTALLAZIONE A SOSPENSIONE
SUSPENSION INSTALLATION KIT

KIT-PQ40 1/100 11,00 €

SERIES INSTALLATION



PREDISPOSIZIONE PER INSTALLAZIONE IN SERIE, MAX 200 W
SUITABLE FOR SERIES INSTALLATION, MAX 200 W

30 W	50 W	70 W
6 pz	4 pz	3 pz

Plafoniera IP65 con LED integrato dal design compatto, ideale per ambienti interni ed esterni.

Compact design IP65 ceiling light with integrated LED, for indoor and outdoor ambience.

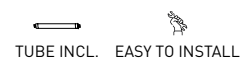
PLAFONIERA STAGNA
SUPREMA ROUND

IP65 - TUBE INCLUDED



	A mm	B mm	g g
9 W	665	69	630
18 W	1260	69	1200
36 W	1260	110	1860
48 W	1560	110	2400

TUBE INCLUDED	SOURCE					
1	9 W	900 lm	4000K	SPPR-106040	1/10	24,00 €
	18 W	1.800 lm	4000K	SPPR-181240	1/10	31,00 €
2	36 W	3.600 lm	4000K	SPPR-361240	1/10	45,50 €
	48 W	5.000 lm	4000K	SPPR-481540	1/6	57,50 €



Plafoniera IP65 con tubi LED inclusi. Cablaggio con possibilità di derivazione linea interna, valida sostituita delle plafoniere stagne tradizionali.

IP65 ceiling light with LED tubes included. Wiring with the possibility of shunting an internal line, suitable for relamping of traditional watertight ceiling lights.

TECHNICAL NOTES

PREDISPOSIZIONE PER CONNESSIONE IN SERIE
 SUITABLE FOR SERIES CONNECTION

INCLUDED

TUBI LED SOSTITUIBILI
 REPLACEABLE LED TUBES

ACCESSORI DI FISSAGGIO E PASSACAPO
 FIXING ACCESSORIES AND CABLE GLAND

NEW

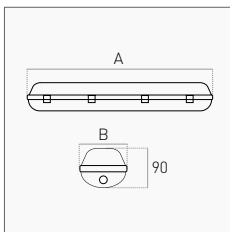
PLAFONIERA STAGNA

SUPREMA ROUND-V

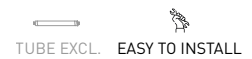
IP65 - VUOTA/EMPTY



LINEARI



TUBE SLOT	A	B				
1	665 mm	69 mm	510 g	SPPRV-106000 NEW	1/10	14,00 €
	1260 mm	69 mm	870 g	SPPRV-181200 NEW	1/10	19,00 €
	1560 mm	69 mm	1500 g	SPPRV-241500 NEW	1/6	26,50 €
2	665 mm	110 mm	610 g	SPPRV-206000 NEW	1/10	16,50 €
	1260 mm	110 mm	1180 g	SPPRV-361200	1/10	25,00 €
	1560 mm	110 mm	1650 g	SPPRV-481500	1/6	34,00 €



REQUIRED

TUBI LED SOSTITUIBILI NON INCLUSI
REPLACEABLE LED TUBES NOT INCLUDED

TECHNICAL NOTES


PREDISPOSIZIONE PER CONNESSIONE IN SERIE
SUITABLE FOR SERIES CONNECTION

Plafoniera stagna IP65 per tubi Led T8 con alimentazione da singolo lato, cablaggio con possibilità di derivazione linea interna.

IP65 watertight ceiling light for T8 Led tubes with single-ended power supply, internal line derivation wiring optional.

WIRING DIAGRAMS

Cablaggio doppio tubo interno
Internal double tube wiring



INCLUDED

ACCESSORI DI FISSAGGIO E PASSACAPO
FIXING ACCESSORIES AND CABLE GLAND

NEW
TUBI LED
FULL VISION +

160
lm/W

HIGH EFFICIENCY



FULL VISION + 160 lm/W

	A mm	g
9 W	600	96
18 W	1200	176
22 W	1500	210

OUTPUT					
9 W	1.440 lm	4000K	FVT8M160-096040 NEW	25/1	6,00 €
		6500K	FVT8M160-096065 NEW		
18 W	2.880 lm	4000K	FVT8M160-181240 NEW	25/1	8,00 €
		6500K	FVT8M160-181265 NEW		
22 W	3.520 lm	4000K	FVT8M160-221540 NEW	25/1	9,50 €
		6500K	FVT8M160-221565 NEW		

G13 220-240 V IP20 270°

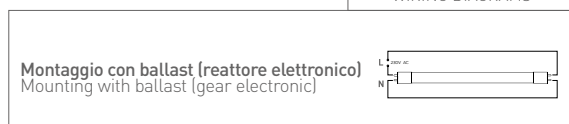
160

lm/W OPAL GLASS

WIRING DIAGRAMS



WIRING DIAGRAMS



RELAMPING

<p>Spegner la Rete. Turn off the mains.</p>	<p>Rimuovere tutti i tubi fluorescenti esistenti. Remove all fluorescent tubes.</p>	<p>Rimuovere gli starter e installare quello in dotazione. Remove the starter and install the supplied one.</p>	<p>Installare FULL VISION + Install FULL VISION +</p>	<p>Ripristinare la Rete Turn on the mains.</p>
--	--	--	--	---

Tubo LED idoneo per plafoniere con parabola riflettente. Struttura in vetro opale per un fascio luminoso omogeneo. Alta Efficienza 160 lm/W.

LED tube suitable for ceiling lights with reflector. Opal glass structure for a homogeneous light beam. 160 lm/W high efficiency.

INDUSTRIAL PACK

DISTRIBUITI IN CONFEZIONE INDUSTRIALE DA 25 PZ CON FOAM PROTETTIVO
DISTRIBUTED IN 25 PCS INDUSTRIAL PACK WITH PROTECTIVE FOAM



TUBI LED
FULL VISION

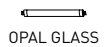


SINGLE BOX

	A mm	g
9 W	600	110
14 W	900	158
18 W	1200	211
22 W	1500	259

OUTPUT

9 W	1.000 lm	4000K	FVT8-096040	25/1	5,50 €
		6500K	FVT8-096065		
14 W	1.540 lm	4000K	FVT8-149040	25/1	8,00 €
		6500K	FVT8-149065		
18 W	2.000 lm	3000K	FVT8-181230	25/1	7,00 €
		4000K	FVT8-181240		
		6500K	FVT8-181265		
22 W	2.420 lm	3000K	FVT8-221530	25/1	9,50 €
		4000K	FVT8-221540		
		6500K	FVT8-221565		



BOX

DISTRIBUITI IN SCATOLE DA 25 PZ CON PACKAGING IN CARTONE
DISTRIBUTED IN 25 PCS BOX WITH CARDBOARD PACKAGING

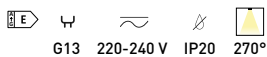


INDUSTRIAL PACK

	A mm	g
9 W	600	110
18 W	1200	211
22 W	1500	259

OUTPUT

9 W	1.000 lm	4000K	FVT8M-096040	25/1	4,50 €
		6500K	FVT8M-096065		
18 W	2.000 lm	4000K	FVT8M-181240	25/1	6,00 €
		6500K	FVT8M-181265		
22 W	2.420 lm	4000K	FVT8M-221540	25/1	7,50 €
		6500K	FVT8M-221565		



INDUSTRIAL PACK

DISTRIBUITI IN CONFEZIONE INDUSTRIALE DA 25 PZ CON FOAM PROTETTIVO
DISTRIBUTED IN 25 PCS INDUSTRIAL PACK WITH PROTECTIVE FOAM



Tubo LED idoneo per plafoniere con parabola riflettente. Struttura in vetro opale per un fascio luminoso omogeneo.

LED tube suitable for ceiling lights with reflector. Opal glass structure for a homogeneous light beam.

CHAPTER 3

INCASSO

RECESSED

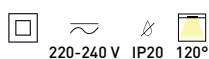
PANNELLI LED
P-TONDO



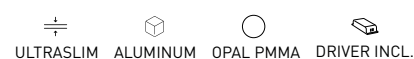
P-TONDO

	A mm	mm	g mm
3 W	Ø85	Ø70	112
6 W	Ø117	Ø105	142
9 W	Ø147	Ø130	181
12 W	Ø170	Ø155	236
18 W	Ø225	Ø205	373
24 W	Ø300	Ø280	532

	SOURCE	OUTPUT				
3 W	260 lm	180 lm	3000K	PT-038530	6/24	9,50 €
			4000K	PT-038540		
6 W	550 lm	400 lm	3000K	PT-061230	6/24	12,00 €
			4000K	PT-061240		
9 W	780 lm	600 lm	3000K	PT-091430	6/24	14,00 €
			4000K	PT-091440		
12 W	1.100 lm	960 lm	3000K	PT-121730	6/24	15,50 €
			4000K	PT-121740		
18 W	1.800 lm	1.440 lm	3000K	PT-182230	6/24	20,50 €
			4000K	PT-182240		
24 W	2.350 lm	1.920 lm	3000K	PT-243030	6/12	30,00 €
			4000K	PT-243040		



220-240 V IP20 120°



ULTRASLIM ALUMINUM OPAL PMMA DRIVER INCL.

Ottica antiabbaglio, alimentatore esterno in dotazione, assenza di raggi UV e IR.
Design elegante ultrasottile.

Anti-glare optics, external power supply included, UV and IR rays free.
Ultra-thin elegant design.

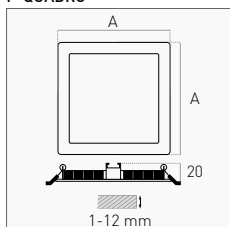
PANNELLI LED
P-QUADRO



INCASSO







P-QUADRO



	A mm	7 mm	g
3 W	85	65x65	112
6 W	120	100x100	157
9 W	145	130x130	244
12 W	172	155x155	280
18 W	225	205x205	455
24 W	300	280x280	550

	SOURCE	OUTPUT				
3 W	260 lm	180 lm	3000K	PQ-038530	6/24	11,00 €
			4000K	PQ-038540		
6 W	550 lm	400 lm	3000K	PQ-061230	6/24	13,00 €
			4000K	PQ-061240		
9 W	780 lm	600 lm	3000K	PQ-091430	6/24	15,50 €
			4000K	PQ-091440		
12 W	1.100 lm	960 lm	3000K	PQ-121730	6/24	18,00 €
			4000K	PQ-121740		
18 W	1.800 lm	1.440 lm	3000K	PQ-182230	6/24	20,50 €
			4000K	PQ-182240		
24 W	2.350 lm	1.920 lm	3000K	PQ-243030	6/12	32,50 €
			4000K	PQ-243040		





 220-240 V IP20 120°





 ULTRASLIM ALUMINUM OPAL PMMA DRIVER INCL.

Ottica antiabbaglio, alimentatore esterno in dotazione, assenza di raggi UV e IR.
Design elegante ultrasottile.

Anti-glare optics, external power supply included, UV and IR rays free.
Ultra-thin elegant design.



DOWNLIGHT SPOTFIVE



	A mm	B mm	Ø mm	g
9 W	Ø113	59	Ø92	130
14 W	Ø145	66	Ø130	185
17 W	Ø174	69	Ø150	252
25 W	Ø244	85	Ø205	381

	SOURCE		OUTPUT				
9 W	960 lm	800 lm	3000K - 4000K - 6500K		SPF-091100	10/40	19,00 €
14 W	1.510 lm	1.260 lm	3000K - 4000K - 6500K		SPF-141400	10/40	26,50 €
17 W	1.600 lm	1.550 lm	3000K - 4000K - 6500K		SPF-171700	10/40	35,00 €
25 W	2.900 lm	2.450 lm	3000K - 4000K - 6500K		SPF-252400	10/20	48,00 €

								40.000 H		
220-240 V	IP44	IP20	IK04	120°	DIMMABLE	ALUMINUM			DRIVER INCL.	CCT TRICOLOR



Downlight dimmerabile con sistemi trailing-edge o Led Dimmer e con selettore CCT per la regolazione del colore luce.

Dimmable downlight with trailing-edge or Led Dimmer systems and with CCT selector for adjusting the color temperature.

TECHNICAL NOTES

DIMMERABILE CON SISTEMI A TAGLIO DI FASE
DIMMABLE WITH TRAILING-EDGE SYSTEMS



REGOLAZIONE DEL COLORE LUCE TRAMITE SELETTORE SUL RETRO
COLOR TEMPERATURE ADJUSTMENT THROUGH SELECTOR ON THE BACK

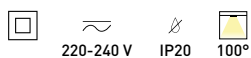
INCASSO

NEW
DOWNLIGHT
ELO



	A mm	mm	g
6 W	Ø 101	Ø 72	40
9 W	Ø 116	Ø 87	55
12 W	Ø 132	Ø 105	70
15 W	Ø 151	Ø 122	95
18 W	Ø 176	Ø 147	120
24 W	Ø 201	Ø 172	215

	SOURCE	OUTPUT				
6 W	540 lm	390 lm	3000K	ELO-060730 NEW	1/20	4,95 €
			4000K	ELO-060740 NEW		
9 W	820 lm	580 lm	3000K	ELO-090930 NEW	1/20	5,95 €
			4000K	ELO-090940 NEW		
12 W	1.160 lm	840 lm	3000K	ELO-121130 NEW	1/20	6,85 €
			4000K	ELO-121140 NEW		
15 W	1.490 lm	1.080 lm	3000K	ELO-151230 NEW	1/20	8,95 €
			4000K	ELO-151240 NEW		
18 W	1.830 lm	1.260 lm	3000K	ELO-181530 NEW	1/20	11,95 €
			4000K	ELO-181540 NEW		
24 W	2.490 lm	1.730 lm	3000K	ELO-241730 NEW	1/20	14,95 €
			4000K	ELO-241740 NEW		



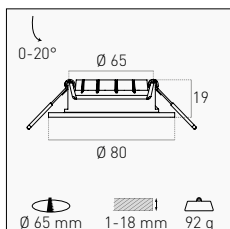
Pannello a incasso LED. Illuminazione diffusa e omogenea, diffusore in PC, corpo in PP. Per uso interno.

Recessed LED panel. Diffused and homogeneous lighting, diffuser in PC, body in PP. For indoor use.

DOWNLIGHT FUTURA



INCASSO



OUTPUT 360°		OUTPUT 90°				
5 W	520 lm	480 lm	3000K	FT-066830	1/40	11,00 €
			4000K	FT-066840		
		220-240 V	IP20	41°	0-20° ADJUSTABLE	ALUMINUM DRIVER INCL.

Downlight SUPERSLIM da 19 mm di spessore, consente installazioni in controsoffitti anche con minimo spazio. Testa orientabile.

SUPERSLIM downlight only 19 mm thick, it can be installed in false ceiling even with limited space. Adjustable head.

TECHNICAL NOTES



TESTA ORIENTABILE 0-20° PER DIREZIONARE IL FASCIO LUMINOSO
ADJUSTABLE HEAD 0-20° TO DIRECT THE LIGHT BEAM

SQ100

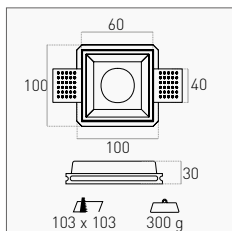


SQ120



AR111





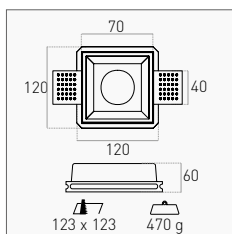
1 Slot GU10 - 35 W MAX White **JESSY-SQ100** 1/24 8,50 €

GU10 IP20

PAINTABLE PLASTER

INCLUDED

PORTALAMPADA GU10
GU10 LAMP HOLDER



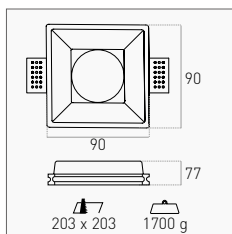
1 Slot GU10 - 35 W MAX White **JESSY-SQ120** 1/24 13,00 €

GU10 IP20

PAINTABLE PLASTER

INCLUDED

PORTALAMPADA GU10
GU10 LAMP HOLDER



1 Slot AR111 - 35 W MAX White **JESSY-AR111** 1/6 37,00 €

G53 IP20

PAINTABLE PLASTER



INSTALLATION



REALIZZATO IN GESSO RESINATO VERNICIABILE PER INSTALLAZIONI A SCOMPARSA
MADE OF PAINTABLE RESIN-COATED PLASTER FOR CONCEALED INSTALLATIONS

REQUIRED PAG. 38-41/50


LAMPADE SPOT GU10
GU10 SPOT LAMPS

LAMPADA AR111
AR111 LAMP



Portafaretti da incasso in gesso adatti ad essere installati in ogni controsoffitto in maniera totalmente invisibile.


Plaster recessed spotlight holder suitable to be installed in any false ceiling in a totally invisible way.



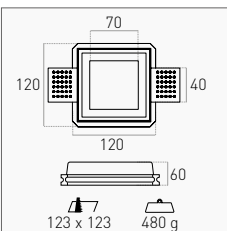
SQ120GLASS



SQ45GR



SQ2112

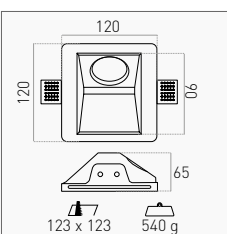


1 Slot GU10 - 35 W MAX White **JESSY-SQ120GLASS** 1/24 13,00 €

GU10 IP20 OPAL GLASS DIFFUSER PAINTABLE PLASTER

INCLUDED

PORTALAMPADA GU10
 GU10 LAMP HOLDER

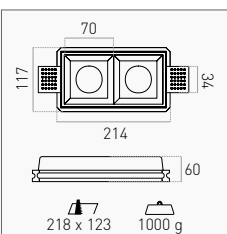


1 Slot GU10 - 35 W MAX White **JESSY-SQ45GR** 1/24 13,00 €

GU10 IP20 45° PAINTABLE PLASTER

INCLUDED

PORTALAMPADA GU10
 GU10 LAMP HOLDER



2 Slot GU10 - 35 W MAX White **JESSY2-SQ2112** 1/12 24,00 €

GU10 IP20 PAINTABLE PLASTER

INCLUDED

PORTALAMPADA GU10
 GU10 LAMP HOLDER



Portafaretti da incasso in gesso adatti ad essere installati in ogni controsoffitto in maniera totalmente invisibile.

Plaster recessed spotlight holder suitable to be installed in any false ceiling in a totally invisible way.

INSTALLATION



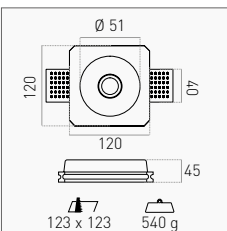
REALIZZATO IN GESSO RESINATO VERNICIABILE PER INSTALLAZIONI A SCOMPARSA
 MADE OF PAINTABLE RESIN-COATED PLASTER FOR CONCEALED INSTALLATIONS

REQUIRED PAG. 38-41

LAMPADDE SPOT GU10
 GU10 SPOT LAMPS

INCASSO





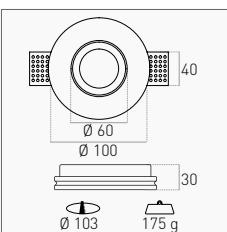
1 Slot GU10 - 35 W MAX White **JESSY-SR120** 1/24 13,00 €

GU10 IP20

PAINTABLE PLASTER

INCLUDED

PORTALAMPADA GU10
GU10 LAMP HOLDER



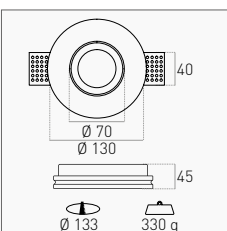
1 Slot GU10 - 35 W MAX White **JESSY-RD100** 1/24 8,50 €

GU10 IP20

PAINTABLE PLASTER

INCLUDED

PORTALAMPADA GU10
GU10 LAMP HOLDER




1 Slot GU10 - 35 W MAX White **JESSY-RD130** 1/24 13,00 €

GU10 IP20

PAINTABLE PLASTER

INCLUDED

PORTALAMPADA GU10
GU10 LAMP HOLDER



INSTALLATION



REALIZZATO IN GESSO RESINATO VERNICIABILE PER INSTALLAZIONI A SCOMPARSA
MADE OF PAINTABLE RESIN-COATED PLASTER FOR CONCEALED INSTALLATIONS

REQUIRED PAG. 38-41



LAMPAD E SPOT GU10
GU10 SPOT LAMPS

Portafaretti da incasso in gesso adatti ad essere installati in ogni controsoffitto in maniera totalmente invisibile.

Plaster recessed spotlight holder suitable to be installed in any false ceiling in a totally invisible way.



KLRXL-NE



KLRFX-BI



KLRFX-BN



KLRCOON-BI



KLR-CR



KLSCON-NE



KLS-BI

INCASSO - SUPPORTI
KLAK

ORIENTABILE ADJUSTABLE

Ø 90	1-25 mm	98 g
Round		
White <input type="checkbox"/>	Black <input checked="" type="checkbox"/>	
KLRXL-BI	KLRXL-NE	
10/50		
12,00 €		

IP20 ALUMINUM 0-30° ADJUSTABLE 5 YEARS

FISSO FIXED

Ø 65	1-20 mm	61 g
Round		
White <input type="checkbox"/>	Black <input checked="" type="checkbox"/>	
KLRFX-BI	KLRFX-NE	
10/50		
14,00 €		

IP20 ALUMINUM 5 YEARS

FISSO FIXED

Ø 72	1-20 mm	54 g
Round		
White <input type="checkbox"/> + Black <input checked="" type="checkbox"/>		
KLRFX-BN		
10/50		
12,00 €		

IP20 ALUMINUM 5 YEARS

ORIENTABILE ADJUSTABLE

Ø 87	1-25 mm	100 g
Round		
White <input type="checkbox"/>	Black <input checked="" type="checkbox"/>	
KLRCN-BI	KLRCN-NE	
10/50		
12,00 €		

IP20 ALUMINUM 0-30° ADJUSTABLE 5 YEARS

ORIENTABILE ADJUSTABLE

0-60°	Ø 70	1-28 mm	68 g
Round			
Silver <input checked="" type="checkbox"/>	White <input type="checkbox"/>	Cromo <input checked="" type="checkbox"/>	
KLR-AR	KLR-BI	KLR-CR	
10/50	10/50	10/50	
9,50 €	8,50 €	9,50 €	

IP20 ALUMINUM 0-60° ADJUSTABLE 5 YEARS

ORIENTABILE ADJUSTABLE

0-30°	43	90	90
Square			
White <input type="checkbox"/>	Black <input checked="" type="checkbox"/>		
KLSCON-BI	KLSCON-NE		
10/50	10/50		
12,00 €	12,00 €		

IP20 ALUMINUM 0-30° ADJUSTABLE 5 YEARS

ORIENTABILE ADJUSTABLE

0-60°	70 x 70	1-28 mm	60 g
Square			
Silver <input checked="" type="checkbox"/>	White <input type="checkbox"/>	Cromo <input checked="" type="checkbox"/>	
KLS-AR	KLS-BI	KLS-CR	
10/50	10/50	10/50	
9,50 €	8,50 €	9,50 €	

IP20 ALUMINUM 0-60° ADJUSTABLE 5 YEARS



Eleganti supporti per lampade spot.
Corpo in alluminio pressofuso.

Elegant supports for spot lamps.
Die-cast aluminum body.

TECHNICAL NOTES



FACILE INSTALLAZIONE CON SISTEMA A SCATTO BREVETTATO
EASY INSTALLATION WITH PATENTED CLICK SYSTEM

INCLUDED



ATTACCO GU10 CON BOX DI COLLEGAMENTO PROFESSIONALE
GU10 SOCKET WITH PROFESSIONAL JUNCTION BOX


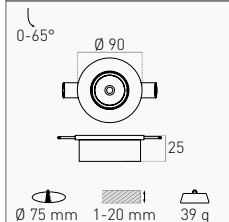
REQUIRED PAG. 38-41



LAMPADA SPOT GU10
GU10 SPOT LAMP

INCASSO - SUPPORTI
KLIK ROUND

PROFONDA DEEP





0-65°
 Ø 90
 25

Ø 75 mm 1-20 mm 39 g

White


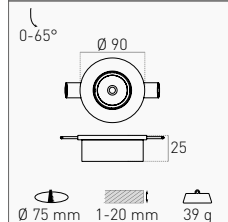
KLIRL

10/50 

3,50 €

  0-65°
 IP20 ABS ADJUSTABLE

SPIRALE SPIRAL





0-65°
 Ø 90
 25

Ø 75 mm 1-20 mm 39 g

White


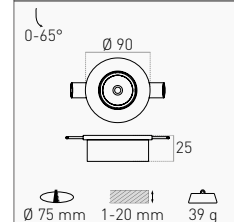
KLIRM

10/50 

3,00 €

  0-65°
 IP20 ABS ADJUSTABLE

SUPERFICIE SURFACE





0-65°
 Ø 90
 25

Ø 75 mm 1-20 mm 39 g

White


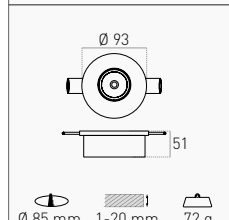
KLIRS

10/50 

3,00 €

  0-65°
 IP20 ABS ADJUSTABLE

A SCOMPARSA CONCEALED





Ø 93
 51

Ø 85 mm 1-20 mm 72 g

White


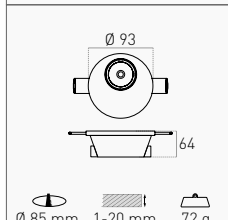
KLIRXL

10/50 

5,50 €

 
 IP20 ABS

**A SCOMPARSA DECENTRATA
 CONCEALED DECENTRALIZED**





Ø 93
 64

Ø 85 mm 1-20 mm 72 g

White

KLIRXLD


10/50 

5,50 €

 
 IP20 ABS


OPTIONAL

 PORTALAMPADA
 LAMP HOLDER

GU10	PLGU10	10/1000 	1,00 €
GU5.3	PLGU53		

REQUIRED PAG. 38-41

 LAMPADA SPOT GU10
 GU10 SPOT LAMP

 LAMPADA SPOT GU5.3
 GU5.3 SPOT LAMP



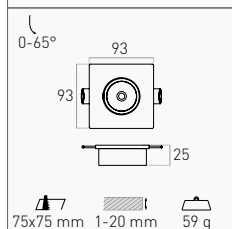
Faretti ad incasso orientabili in ABS.
 Montaggio lampada (non inclusa) a scatto.

Adjustable recessed spotlights in ABS.
 Snap-on lamp (not included) assembly.

INCASSO - SUPPORTI

KLIK SQUARE

PROFONDA DEEP



75x75 mm 1-20 mm 59 g

White

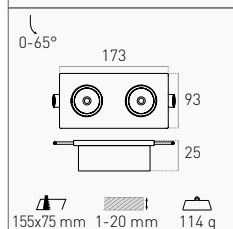
KLISL

10/50

4,00 €

0-65°
IP20 ABS ADJUSTABLE

PROFONDA DOPPIA DOUBLE DEEP



155x75 mm 1-20 mm 114 g

White

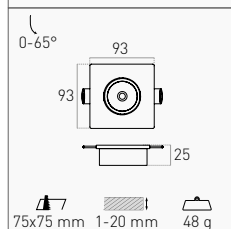
KLISL2

10/50

7,50 €

0-65°
IP20 ABS ADJUSTABLE

SPIRALE SPIRAL



75x75 mm 1-20 mm 48 g

White

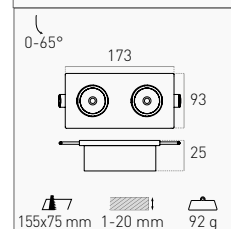
KLISM

10/50

3,50 €

0-65°
IP20 ABS ADJUSTABLE

SPIRALE DOPPIA DOUBLE SPIRAL



155x75 mm 1-20 mm 92 g

White

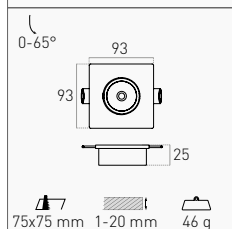
KLISM2

10/50

7,00 €

0-65°
IP20 ABS ADJUSTABLE

SUPERFICIE SURFACE



75x75 mm 1-20 mm 46 g

White

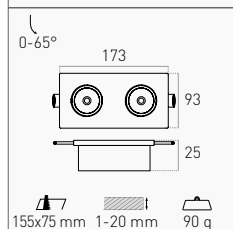
KLISS

10/50

3,50 €

0-65°
IP20 ABS ADJUSTABLE

SUPERFICIE DOPPIA DOUBLE SURFACE



155x75 mm 1-20 mm 90 g

White

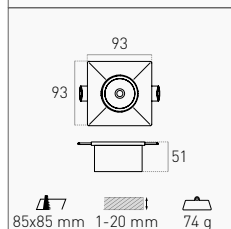
KLISS2

10/50

7,00 €

0-65°
IP20 ABS ADJUSTABLE

A SCOMPARSA CONCEALED



85x85 mm 1-20 mm 74 g

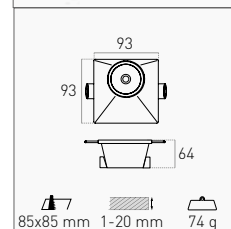
White

KLISXL

10/50

5,50 €

A SCOMPARSA DECENTRATA
CONCEALED DECENTRALIZED



85x85 mm 1-20 mm 74 g

White

KLISXLD

10/50

5,50 €

OPTIONAL

REQUIRED PAG. 38-41



LAMPADA SPOT GU10
GU10 SPOT LAMP



LAMPADA SPOT GU5.3
GU5.3 SPOT LAMP



PORTALAMPADA
LAMP HOLDER

Faretti ad incasso orientabili in ABS.
Montaggio lampada (non inclusa) a scatto.

Adjustable recessed spotlights in ABS.
Snap-on lamp (not included) assembly.

GU10	PLGU10	10/1000	1,00 €
GU5.3	PLGU53		

CENTURY[®]

CHAPTER 4

INDOOR

DECORATIVE



AP115



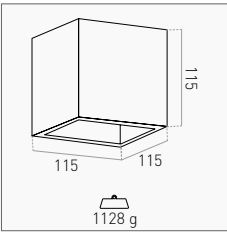
AP125



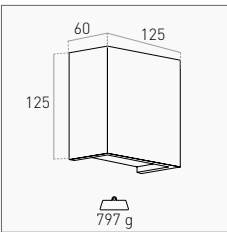

AP275



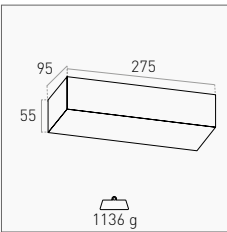
AP360



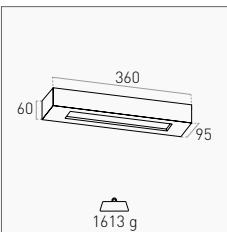

1 Slot G9 - 40 W MAX	White <input type="checkbox"/>	JESSY-AP115	1/18	33,50 €
G9	IP20		PAINTABLE	PLASTER



1 Slot G9 - 40 W MAX	White <input type="checkbox"/>	JESSY-AP125	1/12	33,50 €
G9	IP20		PAINTABLE	PLASTER



1 Slot E14 - 40 W MAX	White <input type="checkbox"/>	JESSY-AP275	1/12	38,00 €
E14	IP20		PAINTABLE	PLASTER



2 Slot E14 - 40 W MAX	White <input type="checkbox"/>	JESSY-AP360	1/12	50,50 €
E14	IP20		PAINTABLE	PLASTER



Eleganti applique in gesso per una luce diffusa sulla parete. Possono essere dipinte per integrarsi in ogni ambiente.

Elegant plaster wall light for a diffused light effect. Suitable to be painted for every ambients customization.



REQUIRED PAG. 31/43



LAMPADA G9
G9 LAMP



LAMPADA E14
E14 LAMP



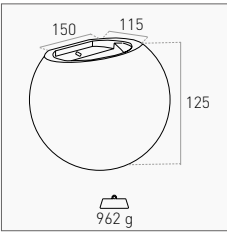
AP150



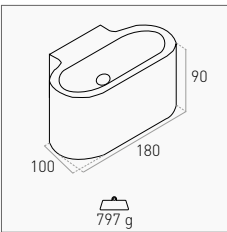
AP180



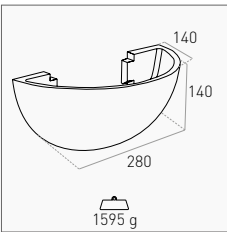
AP280



1 Slot G9 - 40 W MAX	White <input type="checkbox"/>	JESSY-AP150	1/12	35,00 €
G9	IP20		PAINTABLE	PLASTER



1 Slot G9 - 40 W MAX	White <input type="checkbox"/>	JESSY-AP180	1/9	35,00 €
G9	IP20		PAINTABLE	PLASTER



1 Slot E14 - 40 W MAX	White <input type="checkbox"/>	JESSY-AP280	1/12	38,00 €
E14	IP20		PAINTABLE	PLASTER



Eleganti applique in gesso per una luce diffusa sulla parete. Possono essere dipinte per integrarsi in ogni ambiente.

Elegant plaster wall light for a diffused light effect. Suitable to be painted for every ambients customization.



REQUIRED PAG. 31/43



LAMPADA G9
G9 LAMP

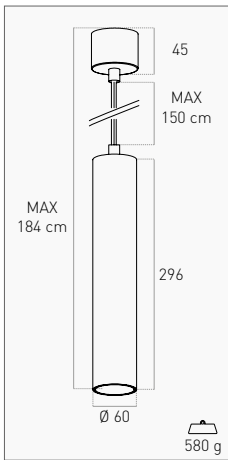


LAMPADA E14
E14 LAMP

INDOOR



SOSPENSIONE
ENFASI STYLO



1 Slot GU10	White <input type="checkbox"/>	ENSTYB-GU10	6/24	45,50 €	
	Black <input checked="" type="checkbox"/>	ENSTYN-GU10			
	220-240 V	GU10	IP20	ALUMINUM	5 YEARS

INDOOR



Sospensione in alluminio per lampade spot GU10. E' possibile installare all'interno dell'apparecchio la lampada spot GU10 desiderata. Massima flessibilità ed efficacia. Lampada non inclusa.

Aluminum suspension for GU10 spot lamps. It is possible to install the desired GU10 spot lamp inside the fixture. Maximum flexibility and effectiveness. Lamp not included.

INSTALLATION



ADATTO PER ARREDARE CON STILE OGNI AMBIENTE INTERNO
 SUITABLE FOR STILISH FURNITURE IN EVERY INDOOR AMBIENCE

TECHNICAL NOTES



SOSPENSIONE REGOLABILE FINO A 180 CM
 ADJUSTABLE SUSPENSION UP TO 180 CM

REQUIRED PAG. 38-41



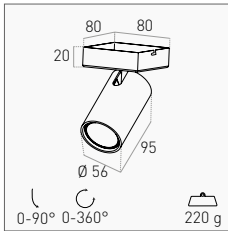
LAMPADA SPOT GU10 NON INCLUSA
 GU10 SPOT LAMP NOT INCLUDED



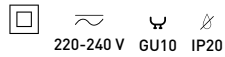
PORTAFARETTI

ENFASI SQUARE

1 SLOT

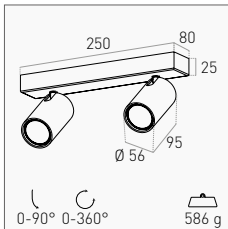


1 Slot GU10	White <input type="checkbox"/>	ENSB-GU10	6/24	23,00 €
	Black <input checked="" type="checkbox"/>	ENSN-GU10		

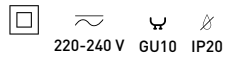


ALUMINUM

2 SLOT

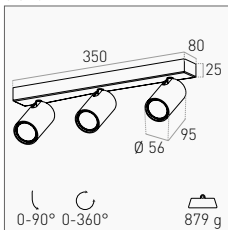


2 Slot GU10	White <input type="checkbox"/>	ENSB-2GU10	1/12	37,00 €
	Black <input checked="" type="checkbox"/>	ENSN-2GU10		

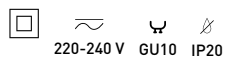


ALUMINUM

3 SLOT



3 Slot GU10	White <input type="checkbox"/>	ENSB-3GU10	1/12	55,00 €
	Black <input checked="" type="checkbox"/>	ENSN-3GU10		



ALUMINUM



Portafaretti GU10 in alluminio con base rettangolare. E' possibile installare all'interno dell'apparecchio la lampada spot GU10 desiderata. Massima flessibilità ed efficacia. Lampade non incluse.

Aluminum GU10 spotlight holder with rectangular base. It is possible to install the desired GU10 spot lamp inside the fixture. Maximum flexibility and effectiveness. Lamps not included.

TECHNICAL NOTES



RUOTABILE SU ASSE 360° - INCLINABILE 90°
ROTATABLE ON AXIS 360° - TILTABLE 90°

REQUIRED PAG. 38-41



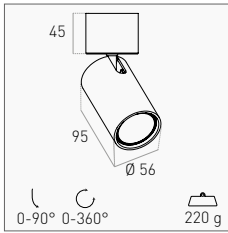
LAMPADINE SPOT GU10 NON INCLUSE
GU10 SPOT LAMPS NOT INCLUDED



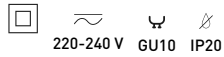
PORTAFARETTI
ENFASI ROUND



PLAFONE CEILING

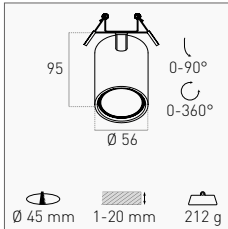


1 Slot GU10	Orientabile / Orientable	White <input type="checkbox"/>	ENRB-GU10	6/24	25,00 €
		Black <input checked="" type="checkbox"/>	ENRN-GU10		

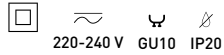


ALUMINUM 5 YEARS

INCASSO RECESSED

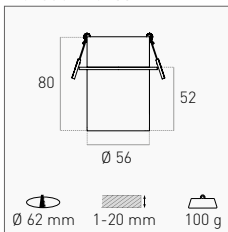


1 Slot GU10	Orientabile / Orientable	White <input type="checkbox"/>	ENIBOR-GU10	6/24	25,00 €
		Black <input checked="" type="checkbox"/>	ENINOR-GU10		

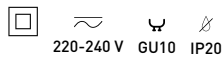


ALUMINUM 5 YEARS

INCASSO RECESSED



1 Slot GU10	Fisso / Fixed	White <input type="checkbox"/>	ENIB-GU10	6/24	20,50 €
		Black <input checked="" type="checkbox"/>	ENIN-GU10		



ALUMINUM 5 YEARS



Portafaretti GU10 in alluminio con base rotonda. E' possibile installare all'interno dell'apparecchio la lampada spot GU10 desiderata. Massima flessibilità ed efficacia. La lampada non è inclusa.

Aluminum GU10 spotlight holder with round base. It is possible to install the desired GU10 spot lamp inside the fixture. Maximum flexibility and effectiveness. The lamp is not included.

INCLUDED



ATTACCO GU10 CON BOX DI COLLEGAMENTO PROFESSIONALE
GU10 SOCKET WITH PROFESSIONAL JUNCTION BOX

TECHNICAL NOTES

MONTAGGIO RAPIDO CON CLIP
QUICK ASSEMBLY WITH CLIPS

REQUIRED PAG. 38-41




LAMPADE SPOT GU10 NON INCLUSE
GU10 SPOT LAMPS NOT INCLUDED

ESQNG96-GU10

ESQNB160-2GU10



ESQBG160-2GU10



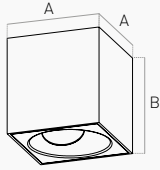
ESQBB80-GU10



APPLIQUE ESSENZA SQUARE

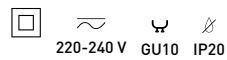


QUBE



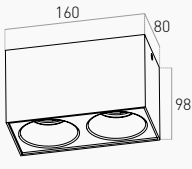
A mm	B mm	g
80	98	278
96	102	409

	A	OUT	IN			
1 Slot GU10	80 mm	White □	Gold ■	ESQBG80-GU10	1/24	26,50 €
			White □	ESQBB80-GU10		
		Black ■	Gold ■	ESQNG80-GU10		
			White □	ESQNB80-GU10		
	96 mm	White □	Gold ■	ESQBG96-GU10	1/24	31,00 €
			White □	ESQBB96-GU10		
		Black ■	Gold ■	ESQNG96-GU10		
			White □	ESQNB96-GU10		



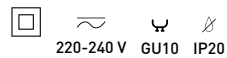
INDOOR

QUBE DOPPIO

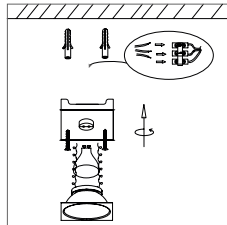


470 g

	OUT	IN			
2 Slot GU10	White □	Gold ■	ESQBG160-2GU10	1/12	48,00 €
		White □	ESQBB160-2GU10		
	Black ■	Gold ■	ESQNG160-2GU10		
		White □	ESQNB160-2GU10		

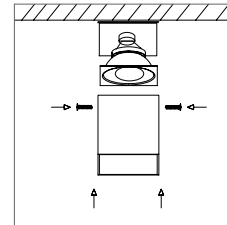


INSTALLATION



Effettuare i collegamenti elettrici, quindi montare la base a muro, quindi la lampada GU10 nell'attacco e il diffusore a molla sulla lampadina

Set up electrical connections, then mount the base on the wall, then the GU10 lamp in the socket and the spring diffuser on the bulb.



Finire il montaggio con il corpo lampada e fissarlo con le apposite viti.

Complete the installation with the lamp body and fix it with the screws.



Applique a soffitto in alluminio per lampade spot GU10. Diverse combinazioni di colore per adattarsi a tutti gli stili e tendenze.

Aluminum ceiling lamp for GU10 spot lamps. Different color combinations to suit all styles and trends.

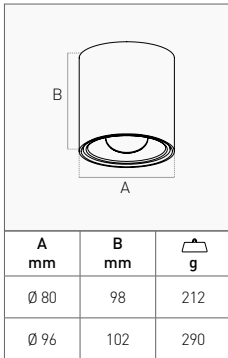
REQUIRED PAG. 38-41



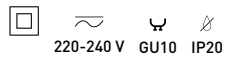
LAMPADE SPOT GU10 NON INCLUDE
GU10 SPOT LAMPS NOT INCLUDED



APPLIQUE ESSENZA RONDÒ

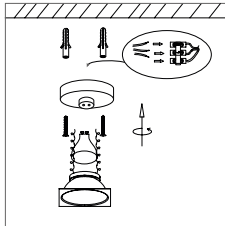


	A	OUT	IN			
1 Slot GU10	Ø 80 mm	White □	Gold ■	ESRBG80-GU10	1/24	26,50 €
			White □	ESRB80-GU10		
		Black ■	Gold ■	ESRNG80-GU10		
			White □	ESRNB80-GU10		
Ø 96 mm	White □	Gold ■	ESRBG96-GU10	1/24	31,00 €	
		White □	ESRB96-GU10			
	Black ■	Gold ■	ESRNG96-GU10			
		White □	ESRNB96-GU10			



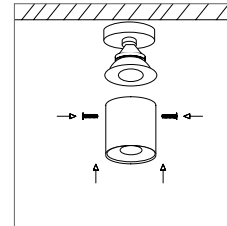
INDOOR

INSTALLATION



Effettuare i collegamenti elettrici, quindi montare la base a muro, quindi la lampada GU10 nell'attacco e il diffusore a molla sulla lampadina

Set up electrical connections, then mount the base on the wall, then the GU10 lamp in the socket and the spring diffuser on the bulb.



Finire il montaggio con il corpo lampada e fissarlo con le apposite viti.

Complete the installation with the lamp body and fix it with the screws.



Applique a soffitto in alluminio per lampade spot GU10. Diverse combinazioni di colore per adattarsi a tutti gli stili e tendenze.

Aluminum ceiling lamp for GU10 spot lamps. Different color combinations to suit all styles and trends.

REQUIRED PAG. 38-41



LAMPADE SPOT GU10 NON INCLUDE
GU10 SPOT LAMPS NOT INCLUDED

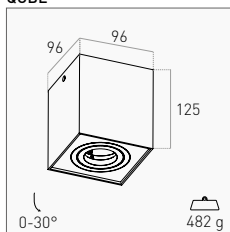


APPLIQUE

ESSENZA ORIENTABILE

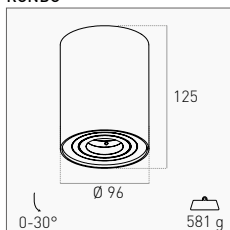


QUBE



1 Slot GU10	White <input type="checkbox"/>	ESQBOR96-GU10	1/24	32,50 €	
	Black <input checked="" type="checkbox"/>	ESQNOR96-GU10			
	220-240 V	GU10	IP20	ALUMINUM	5 YEARS

RONDÒ



1 Slot GU10	White <input type="checkbox"/>	ESRBOR96-GU10	1/24	32,50 €	
	Black <input checked="" type="checkbox"/>	ESRNOR96-GU10			
	220-240 V	GU10	IP20	ALUMINUM	5 YEARS



Applique a soffitto orientabile per lampade spot GU10. Massima flessibilità ed efficacia per adattarsi a tutti gli stili e tendenze.

Adjustable ceiling wall light for GU10 spot lamps. Maximum flexibility and effectiveness to adapt to all styles and trends.

TECHNICAL NOTES



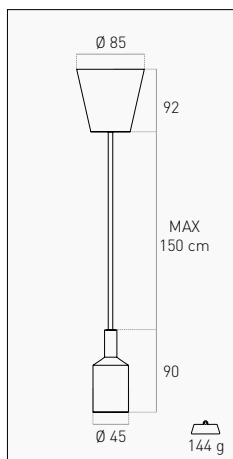

INCLINABILE SU ASSE 30°
INCLINABLE ON AXIS 30°

REQUIRED PAG. 38-41



LAMPADE SPOT GU10 NON INCLUDE
GU10 SPOT LAMPS NOT INCLUDED

SOSPENSIONE
FANTASY



1 Slot E27	White <input type="checkbox"/>	FTBI-150	10/50	7,00 €
	Grey <input type="checkbox"/>	FTGR-150		
	Black <input type="checkbox"/>	FTNE-150		

220-240 V E27 IP20

SILICONE

Portalamпада in silicone con possibilità di svariate combinazioni di montaggio. Cavo lungo 150 cm.

Silicone lampholder with different mounting combinations. 150 cm long cable.



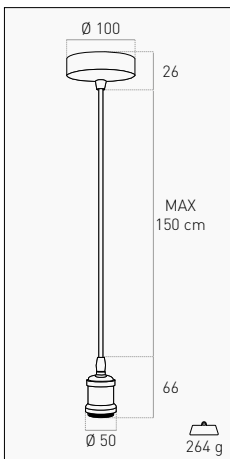
REQUIRED PAG. 24

LAMPADA E27 NON INCLUSA
E27 LAMP NOT INCLUDED

SOSPENSIONE
FUSION 150



INDOOR



1 Slot E27	Bronze		FSBR-150	6/24	18,00 €
	Pearl Black		FSNE-150		
	Pink Gold		FSRG-150		
	Antique Pink Gold		FSRQV-150		

220-240 V E27 IP20

DIE-CAST ALUMINUM

Portalamпада in alluminio pressofuso con possibilità di svariate combinazioni di montaggio. Cavo lungo 150 cm.

Die-cast aluminum lampholder with different mounting combinations. 150 cm long cable.

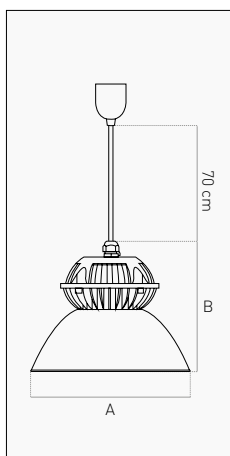


REQUIRED PAG. 32

LAMPADA E27 NON INCLUSA
 E27 LAMP NOT INCLUDED

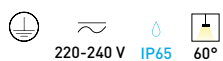


SOSPENSIONE
COLORFULL



	A mm	B mm	g
10 W	Ø 203	174	605
20 W	Ø 254	210	1000
30 W	Ø 305	246	1640

10 W	850 lm	Orange 3000K	CFAR-102030	1/8	43,00 €
		White 3000K	CFBI-102030		
		Red 3000K	CFRO-102030		
		Green 3000K	CFVE-102030		
20 W	1.600 lm	Orange 3000K	CFAR-202530	1/8	55,00 €
		White 3000K	CFBI-202530		
		Red 3000K	CFRO-202530		
		Green 3000K	CFVE-202530		
30 W	2.500 lm	Orange 3000K	CFAR-303030	1/4	69,50 €
		Red 3000K	CFRO-303030		



INDOOR



Corpo in alluminio verniciato e parabola in materiale plastico semitrasparente lucido. Include bicchiere di fissaggio più cavo di 70 cm.

Painted aluminum and body glossy reflector semi-transparent plastic material. Fixing cup and 70 cm cable included.

INCLUDED



SISTEMA PER FISSAGGIO A SOFFITTO E CAVO DA 70 CM
CEILING FIXING SYSTEM AND 70 CM CABLE

CHAPTER 5

PLAFONIERE

CEILING LIGHTS

PLAFONIERA
PL-TONDO



ROUND

	A mm	 g
18 W	Ø225	408
24 W	Ø300	672

	SOURCE		OUTPUT			
18 W	1.800 lm	1.440 lm	3000K	PTP-182230	6/24	27,50 €
			4000K	PTP-182240		
24 W	2.350 lm	1.920 lm	3000K	PTP-243030	6/12	33,50 €
			4000K	PTP-243040		



OPTIONAL



	INPUT		OUTPUT			
18 W	300 mA	220-240 V/AC	54 V/DC	RDPQ18	1/250	9,50 €
24 W	600 mA ± 5%	220-240 V/AC	36 V/DC	RDPQ24	1/100	11,00 €



Pannello circolare con montaggio a plafone dal design elegante.
Driver antisfarfallio incluso.

Circular ceiling-mounted panels with an elegant design.
Flicker-free driver included.

PLAFONIERA
PL-QUADRO



PLAFONIERE

SQUARE

	A mm	g
18 W	225	519
24 W	300	827

	SOURCE	OUTPUT			
18 W	1.800 lm	1.440 lm	3000K	PQP-182230	6/24
			4000K	PQP-182240	
24 W	2.350 lm	1.920 lm	3000K	PQP-243030	6/12
			4000K	PQP-243040	

220-240 V IP20 120°

 ALUMINUM OPAL PMMA DRIVER INCL.

OPTIONAL

RICAMBIO DRIVER
SPARE DRIVER

	INPUT	OUTPUT			
18 W	300 mA	220-240 V/AC	54 V/DC	RDPQ18	1/250 9,50 €
24 W	600 mA ± 5%	220-240 V/AC	36 V/DC	RDPQ24	1/100 11,00 €

IP20 NOT DIMMABLE

Pannello quadrato con montaggio a plafone dal design elegante. Driver antisfarfallio incluso.

Square ceiling-mounted panels with an elegant design. Flicker-free driver included.

PLAFONIERA
BLANCA PERLA



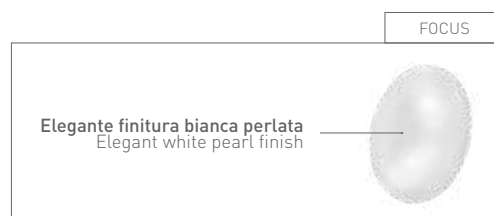
	A mm	B mm	g
14 W	Ø 265	100	297
20 W	Ø 290	100	406
24 W	Ø 345	100	520
32 W	Ø 375	110	700

	SOURCE		OUTPUT				
14 W	1.380 lm	1.100 lm	4000K		BCP-122840	1/6	28,50 €
20 W	2.050 lm	1.520 lm	4000K		BCP-183340	1/6	33,50 €
24 W	2.500 lm	1.800 lm	4000K		BCP-243840	1/6	40,50 €
32 W	3.380 lm	2.240 lm	4000K		BCP-323840	1/6	45,50 €



Plafoniera LED dal design moderno e finitura bianca perlata. Garantisce un flusso luminoso brillante ed uniforme. Adatta per l'illuminazione generale delle stanze, scale, ingressi e corridoi per un'illuminazione diffusa e coerente.

LED ceiling lamp with a modern design and pearly white finish. It guarantees a bright and uniform luminous flux. Suitable for general lighting of rooms, stairs, entrances and corridors for diffused and coherent lighting.



INSTALLATION



PERFETTA PER INSTALLAZIONI A PARETE O SOFFITTO
 PERFECT FOR WALL OR CEILING INSTALLATIONS

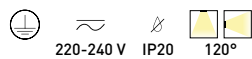
PLAFONIERA
BLANCA SLIM



PLAFONIERE

	A mm	B mm	g
14 W	Ø 245	55	259
20 W	Ø 330	65	364
24 W	Ø 375	70	487
32 W	Ø 390	65	615

SOURCE		OUTPUT				
14 W	1.550 lm	1.090 lm	3000K	BCS-142530	1/10	16,50 €
	4000K		BCS-142540			
20 W	2.200 lm	1.550 lm	3000K	BCS-203030	1/10	21,50 €
			4000K	BCS-203040		
24 W	2.800 lm	1.800 lm	3000K	BCS-243530	1/10	28,50 €
			4000K	BCS-243540		
32 W	3.380 lm	2.750 lm	3000K	BCS-323930	1/10	38,00 €
			4000K	BCS-323940		



Plafoniera LED dal design sottile, adatta a tutti gli ambienti interni. Il diffusore in PMMA di elevata qualità garantisce un flusso luminoso brillante ed uniforme.

LED ceiling lamp with a slim design, suitable for all indoor environments. The high quality PMMA diffuser guarantees a bright and uniform luminous flux.





OASO B



OASO N



OASO B P



OASO N S



OASO B S



OASO N P S

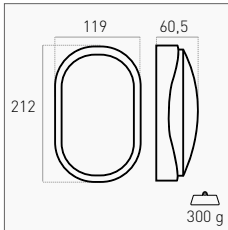
NEW
PLAFONIERA
OASI

NEW
PLAFONIERA
OASI

TRICOLOR
3000K
4000K
6500K



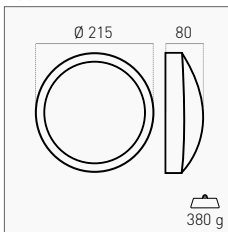
OVAL



SOURCE		OUTPUT						
14 W	1.550 lm	1.000 lm	White <input type="checkbox"/>	-	3000K - 4000K - 6500K	OSOB-1411900 NEW	1/12	21,50 €
				Sensor	3000K - 4000K - 6500K	OSOBS-1411900 NEW	1/12	41,00 €
			Black <input checked="" type="checkbox"/>	-	3000K - 4000K - 6500K	OSON-1411900 NEW	1/12	21,50 €
				Sensor	3000K - 4000K - 6500K	OSONS-1411900 NEW	1/12	41,00 €

220-240 V IP54 120° PC TRICOLOR

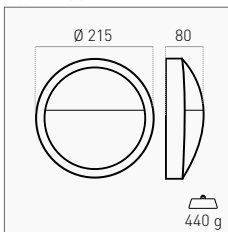
ROUND



SOURCE		OUTPUT						
14 W	1.550 lm	1.000 lm	White <input type="checkbox"/>	-	3000K - 4000K - 6500K	OSTOB-1421500 NEW	1/12	26,50 €
				Sensor	3000K - 4000K - 6500K	OSTOBS-1421500 NEW	1/12	43,00 €
			Black <input checked="" type="checkbox"/>	-	3000K - 4000K - 6500K	OSTON-1421500 NEW	1/12	26,50 €
				Sensor	3000K - 4000K - 6500K	OSTONS-1421500 NEW	1/12	43,00 €

220-240 V IP54 120° PC TRICOLOR

ROUND+COVER



SOURCE		OUTPUT						
14 W	1.550 lm	600 lm	White <input type="checkbox"/>	-	3000K - 4000K - 6500K	OSTOBP-1421500 NEW	1/12	29,00 €
				Sensor	3000K - 4000K - 6500K	OSTOBPS-1421500 NEW	1/12	48,00 €
			Black <input checked="" type="checkbox"/>	-	3000K - 4000K - 6500K	OSTONP-1421500 NEW	1/12	29,00 €
				Sensor	3000K - 4000K - 6500K	OSTONPS-1421500 NEW	1/12	48,00 €

220-240 V IP54 120° PC TRICOLOR




Plafoniera da interno o da esterno protetto. Applicazioni soffitto-pareti con flusso luminoso uniforme.

Indoor or protected outdoor ceiling light. Ceiling-wall applications with uniform luminous flux.

FOCUS

Regolazione del sensore PIR
PIR sensor adjustment
Range: 10 sec - 5 min / 10 - 2000 lx

TECHNICAL NOTES



REGOLAZIONE DEL COLORE LUCE TRAMITE SELETTORE SU PIASTRA INTERNA
COLOR TEMPERATURE ADJUSTMENT THROUGH SELECTOR ON INTERNAL PLATE



PACBI




PACGR



PARGR



PARBI



PASBI

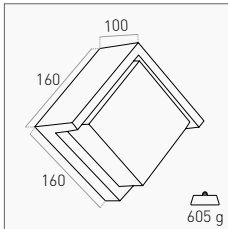


PASGR

PLAFONIERA
PURA



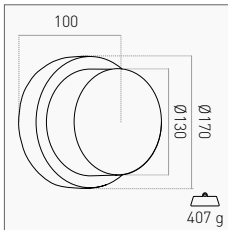
CUBE



		OUTPUT					
10 W	920 lm	White <input type="checkbox"/>	3000K	PACBI-101630	1/20	40,50 €	
			4000K	PACBI-101640			
		Anthracite <input type="checkbox"/>	3000K	PACGR-101630			
			4000K	PACGR-101640			

220-240 V IP65 120°

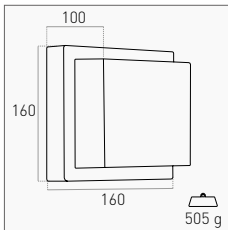
ROUND



		OUTPUT					
10 W	920 lm	White <input type="checkbox"/>	3000K	PARBI-101730	1/20	36,00 €	
			4000K	PARBI-101740			
		Anthracite <input type="checkbox"/>	3000K	PARGR-101730			
			4000K	PARGR-101740			

220-240 V IP65 120°

SQUARE



		OUTPUT					
10 W	920 lm	White <input type="checkbox"/>	3000K	PASBI-101630	1/20	38,00 €	
			4000K	PASBI-101640			
		Anthracite <input type="checkbox"/>	3000K	PASGR-101630			
			4000K	PASGR-101640			


220-240 V IP65 120°



Plafoniera resistente agli agenti atmosferici con certificazione IP65, perfetta per illuminare gli ambienti interni ed esterni con stile. Presenta un design moderno ed è disponibile in due diverse colorazioni. Possibilità di abbinare diverse forme e finiture per la creazione di combinazioni uniche.

Weather-resistant ceiling lamp with IP65 certification, perfect for illuminating stylish indoor and outdoor environments. It features a modern design and it is available in two different colors. Possibility of mixing different shapes and finishes to create unique combinations.

INSTALLATION



COMBINA DIFFERENTI FORME E FINITURE PER EFFETTI SCENICI UNICI
COMBINE DIFFERENT SHAPES AND FINISHES FOR UNIQUE SCENE EFFECTS



SMD



SMRN



SMS



SMDN



SMR



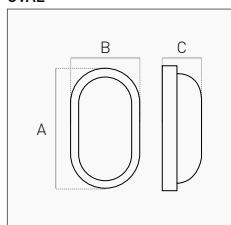
SMSN

PLAFONIERA
SIMPLY

PLAFONIERA
SIMPLY

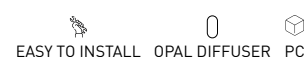


OVAL

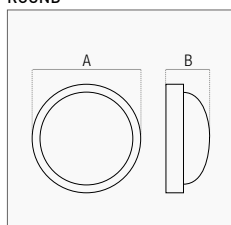


	A mm	B mm	C mm	g
16 W	214	115	64	250
24 W	270	146	70	407

	SOURCE	OUTPUT				
16 W	1.650 lm	1.280 lm	White □ 4000K	SMO-162240	1/20	16,50 €
			Black ■ 4000K	SMON-162240		
24 W	2.700 lm	1.920 lm	White □ 4000K	SMO-242740	1/20	24,00 €
			Black ■ 4000K	SMON-242740		

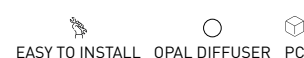


ROUND

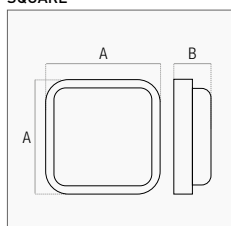


	A mm	B mm	g
16 W	∅166	63	227
24 W	∅220	69	490

	SOURCE	OUTPUT				
16 W	1.650 lm	1.280 lm	White □ 4000K	SMR-161740	1/20	16,50 €
			Black ■ 4000K	SMRN-161740		
24 W	2.550 lm	1.920 lm	White □ 4000K	SMR-242240	1/20	24,00 €
			Black ■ 4000K	SMRN-242240		




SQUARE



	A mm	B mm	g
16 W	150	62	247
24 W	220	73	467

	SOURCE	OUTPUT				
16 W	1.800 lm	1.280 lm	White □ 4000K	SMS-161540	1/20	16,50 €
			Black ■ 4000K	SMSN-161540		
24 W	2.700 lm	1.920 lm	White □ 4000K	SMS-242240	1/20	24,00 €
			Black ■ 4000K	SMSN-242240		



Plafoniera IP65 a led integrato ideale per tutti gli ambienti esterni ed interni umidi. Facile installazione. Disponibile in forme e finiture diverse per adattarsi meglio all'ambiente circostante.

IP65 integrated LED ceiling light suitable for outdoor and humid indoor ambiances. Easy installation. Available in different shapes and finishes to better adapt to the surrounding environment.



INSTALLATION



FACILE INSTALLAZIONE A PARETE O SOFFITTO CON MECCANISMO A SCATTO
EASY WALL OR CEILING INSTALLATION WITH SNAP-ON MECHANISM

CHAPTER 6

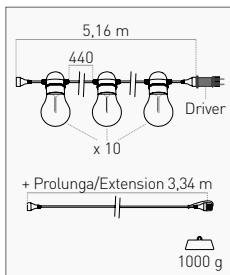
OUTDOOR

GARDEN - DECORATIVE

CATENA LUMINOSA
FIESTA

SPRING
EASY

10 lampade E27 incluse
10 E27 lamp included



		BULB	CABLE				
6 W	500 lm	Clear	White	2200K	FSTABCL-062722	1/5	88,50 €
		Clear	Black	2200K	FSTACL-062722		
	200 lm	Multicolor	Black	Multicolor	FSTACO-062722		

220-240 V E27 36 V IP44

REPLACEABLE CONNECTABLE EASY TO INSTALL

INCLUDED

10 LAMPAD E27 - ALIMENTATORE CON SPINA SCHUKO
10 E27 BULBS - DRIVER WITH SCHUKO PLUG

OPTIONAL

RICAMBIO DRIVER SPARE DRIVER

12 W	FSTADAP-12W	1/30	18,00 €
------	--------------------	------	---------

RICAMBIO LAMPADINA E27 - 36 V/DC
E27 - 36 V/DC SPARE BULB

TECHNICAL NOTES

2 COLLANE LUMINOSE COLLEGABILI
2 CONNECTABLE LIGHT CHAIN

ONLY 36 V/DC
NON SUPPORTA LAMPAD E 230 V
230 V LAMPS NOT SUPPORTED

Catena luminosa di 10 lampade a filamento LED incluse alimentate a bassa tensione. Possibilità di collegare 2 catene insieme. Driver incluso con spina schuko.

String lighting with 10 LED Filament lamps included and powered by low voltage. 2 chains can be connected together. Driver included with schuko plug.

0,6 W	50 lm	Clear	2200K	FSTARCL-062722	1/100	6,00 €
		Blue		FSTARBLU-062722		
	Yellow		FSTARGI-062722			
	20 lm	Magenta		FSTARMAG-062722		
	Red		FSTARRO-062722			
		Green		FSTARVE-062722		

CATENA LUMINOSA
FIESTA 230 V

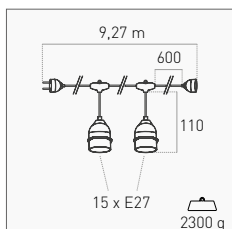
EASY



15 portalampade E27
 15 E27 lamp holders



OUTDOOR



SINGLE LAMP HOLDER		SYSTEM				
15 Slot E27	MAX 15 W	MAX 230 W	White <input type="checkbox"/>	FSTAB-2202700	1/6	72,00 €
			Black <input checked="" type="checkbox"/>	FSTAN-2202700		

220-240 V E27 IP44

CONNECTABLE EASY TO INSTALL

TECHNICAL NOTES

COLLEGABILE IN SERIE FINO AD UN MASSIMO DI 230 W TOTALI
 CAN BE CONNECTED IN SERIES UP TO A MAX 230 W TOTAL

INCLUDED

15 PORTALAMPADE E27 (MAX 15 W)
 15 E27 LAMP HOLDERS (MAX 15 W)

PRESA SCHUKO PER COLLEGARE IN SERIE ALTRE CATENE LUMINOSE O DISPOSITIVI ELETTRONICI
 SCHUKO SOCKET FOR SERIES CONNECTION OF OTHER LIGHT CHAINS OR ELECTRONIC DEVICES



Catena luminosa con 15 portalampada E27, lampade non incluse. Collegabile in serie fino a 230 W totali.

String lighting with 15 E27 lamp holders, lamps not included. Connectable in series up to 230 W total.

REQUIRED PAG. 24



LAMPADE E27 NON INCLUSE
 E27 LAMPS NOT INCLUDED



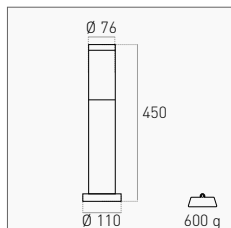
NEW

PALETTO DA GIARDINO
BAMBOO

NEW
PALETTO DA GIARDINO
BAMBOO



45 cm

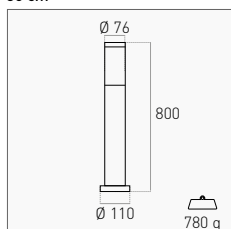


1 Slot E27	Anthracite	BMB-4527AN NEW	1/10	32,50 €
	Corten	BMB-4527CO NEW		
220-240 V E27 IP54 IK06		PC DIFFUSER STAINLESS STEEL		



■ RAL 7016 ■ RAL 8028

80 cm



1 Slot E27	Anthracite	BMB-8027AN NEW	1/10	39,50 €
	Corten	BMB-8027CO NEW		
220-240 V E27 IP54 IK06		PC DIFFUSER STAINLESS STEEL		



■ RAL 7016 ■ RAL 8028

OUTDOOR



Paletto da giardino dal design moderno in acciaio inossidabile e diffusore in PC. Compatibile con lampade E27 (Max 40 W), si adatta perfettamente in ogni ambiente.

Modern design garden light with stainless steel body and PC diffuser. Compatible with E27 lamps (Max 40 W), it suits perfectly in every outdoor space.



REQUIRED PAG. 24

LAMPADA E27 (MAX 40 W) NON INCLUSA
E27 LAMP (MAX 40 W) NOT INCLUDED

PER UN EFFETTO SCENICO OTTIMALE È CONSIGLIATO L'USO
DI LAMPADE INCANTO FILAMENTO SATEN
FOR AN OPTIMAL SCENIC EFFECT, IT IS RECOMMENDED TO USE
INCANTO FILAMENTO SATEN LAMPS



LLD3P-108040



LLDAL-108040



LLDBA-108040

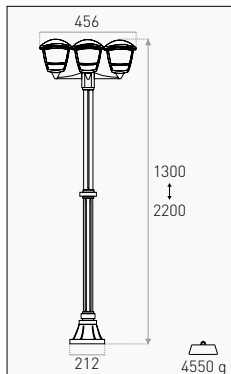


LLDSE-108040

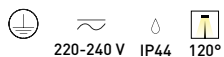




220 cm



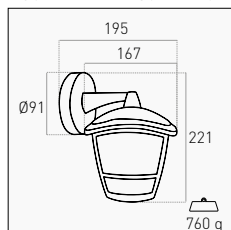
3 x 10 W	1.850 lm	4000K	LLD3P-108040	1/1	228,00 €
----------	----------	-------	---------------------	-----	----------



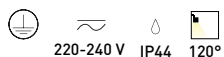
TECHNICAL NOTES

ALTEZZA REGOLABILE
ADJUSTABLE HEIGHT

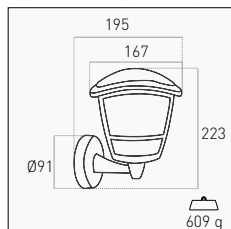
DISCENDENTE DESCENDING




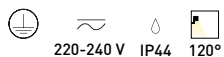
10 W	806 lm	Standard	4000K	LLDAL-108040	1/6	43,00 €
------	--------	----------	-------	---------------------	-----	---------



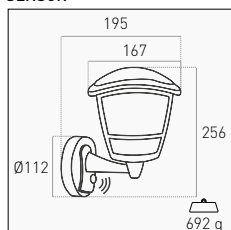
ASCENDENTE ASCENDING



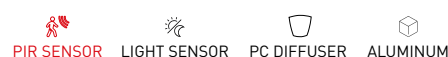
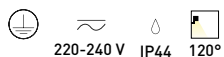
10 W	806 lm	Standard	4000K	LLDDBA-108040	1/6	43,00 €
------	--------	----------	-------	----------------------	-----	---------



SENSOR



10 W	806 lm	PIR Sensor	4000K	LLDSE-108040	1/6	50,50 €
------	--------	------------	-------	---------------------	-----	---------



OPERATING MODE

Al tramonto, ON al rilevamento del movimento, il suo tempo di accensione varia dai 10 secondi ai 5 minuti. I lux sono regolabili.
At sunset, ON upon motion detection, working time is variable from 10 seconds to 5 minutes. Lux are adjustable.

Lampione ed applique in alluminio con verniciatura ad elettroforesi. Progettati per ambienti esterni, resistenti alla corrosione.

Garden lamp and applique in aluminum with electrophoresis painting, designed for outdoor environments, resistant to corrosion.



OPTIONAL

SORGENTE LED DI RICAMBO CON DRIVER
SPARE LED SOURCE WITH DRIVER



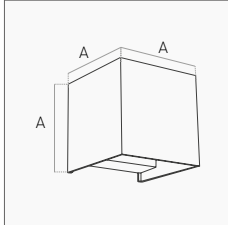
10 W	806 lm	4000K	RSLLD	1/100	15,50 €
------	--------	-------	--------------	-------	---------



APPLIQUE BIDIREZIONALE
UP&DOWN+



SQUARE

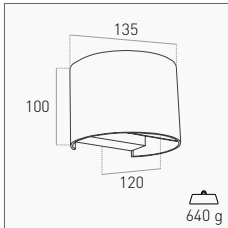


	A mm	g
10 W	100	620
20 W	120	980

10 W	800 lm	3000K - 4000K - 6500K	White <input type="checkbox"/>	UDSBI-1010	1/12	53,00 €
			Corten <input type="checkbox"/>	UDSCO-1010		
			Grey <input type="checkbox"/>	UDSGR-1010		
			Black <input type="checkbox"/>	UDSNE-1010		
20 W	1.800 lm	3000K - 4000K - 6500K	White <input type="checkbox"/>	UDSBI-2012	1/12	86,50 €
			Corten <input type="checkbox"/>	UDSCO-2012		
			Grey <input type="checkbox"/>	UDSGR-2012		
			Black <input type="checkbox"/>	UDSNE-2012		



ROUND



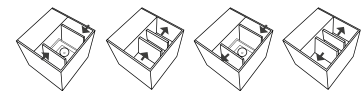
10 W	800 lm	3000K - 4000K - 6500K	White <input type="checkbox"/>	UDRBI-1010	1/12	53,00 €
			Corten <input type="checkbox"/>	UDRCO-1010		
			Grey <input type="checkbox"/>	UDRGR-1010		
			Black <input type="checkbox"/>	UDRNE-1010		



INSTALLATION




TECHNICAL NOTES



ALETTE INDIPENDENTI REGOLABILI DA 7° A 100°
INDEPENDENT FLAPS ADJUSTABLE FROM 7° TO 100°

Applique di design in alluminio con fascio luminoso bidirezionale, alette regolabili singolarmente per personalizzare ogni ambiente esterno.

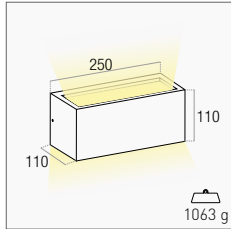
Elegant aluminum wall applique with bidirectional light beam, adjustable fins to customize any outdoor ambience.



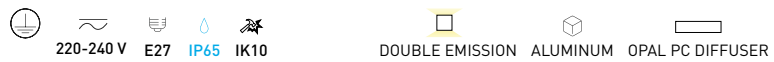
REGOLAZIONE DEL COLORE LUCE TRAMITE SELETTORE SU PIASTRA INTERNA
COLOR TEMPERATURE ADJUSTMENT THROUGH SELECTOR ON INTERNAL PLATE



APPLIQUE BIDIREZIONALE
REVERSO



1 Slot E27	White <input type="checkbox"/>	RVBI-E27	1/6	57,50 €
	Corten <input type="checkbox"/>	RVCO-E27		
	Grey <input type="checkbox"/>	RVGR-E27		
	Black <input type="checkbox"/>	RVNE-E27		



Moderna applique in alluminio a doppia emissione luminosa. Installabile in ambienti esterni. Compatibile con lampade E27.

Modern aluminum applique with double light output. Suitable for outdoor ambiances. Compatible with E27 lamps.

INSTALLATION



INSTALLABILE A PARETE PER UN EFFETTO DI LUCE BIDIREZIONALE
WALL INSTALLATION FOR A BIDIRECTIONAL LIGHT EFFECT

REQUIRED PAG. 24



LAMPADA E27 NON INCLUSA
E27 LAMP NOT INCLUDED

PER UN EFFETTO SCENICO OTTIMALE È CONSIGLIATO L'USO DI LAMPADE INCANTO FILAMENTO COME LA ING3-082727
FOR AN OPTIMAL SCENIC EFFECT, IT IS RECOMMENDED TO USE INCANTO FILAMENTO LAMPS LIKE ING3-082727

OUTDOOR

AXO-1GU10B



AXO-1GU10SC



AXO-2GU10G



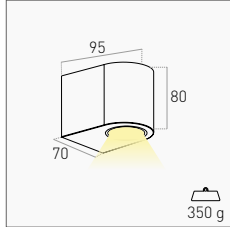
AXO-2GU10SN



APPLIQUE
AXO

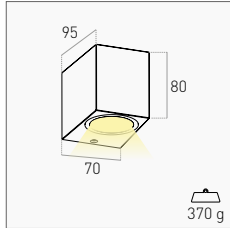


ROUND - SINGLE EMISSION



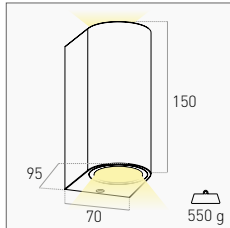
1 Slot GU10	White <input type="checkbox"/>	AXO-1GU10B	12/24	20,50 €
	Corten <input type="checkbox"/>	AXO-1GU10C		
	Grey <input type="checkbox"/>	AXO-1GU10G		
	Black <input type="checkbox"/>	AXO-1GU10N		

SQUARE - SINGLE EMISSION



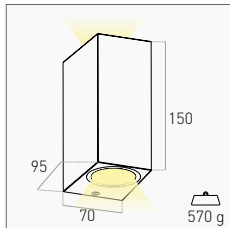
1 Slot GU10	White <input type="checkbox"/>	AXO-1GU10SB	12/24	23,00 €
	Corten <input type="checkbox"/>	AXO-1GU10SC		
	Grey <input type="checkbox"/>	AXO-1GU10SG		
	Black <input type="checkbox"/>	AXO-1GU10SN		

ROUND - DOUBLE EMISSION



2 Slot GU10	White <input type="checkbox"/>	AXO-2GU10B	12/24	28,50 €
	Corten <input type="checkbox"/>	AXO-2GU10C		
	Grey <input type="checkbox"/>	AXO-2GU10G		
	Black <input type="checkbox"/>	AXO-2GU10N		

SQUARE - DOUBLE EMISSION



2 Slot GU10	White <input type="checkbox"/>	AXO-2GU10SB	12/24	31,00 €
	Corten <input type="checkbox"/>	AXO-2GU10SC		
	Grey <input type="checkbox"/>	AXO-2GU10SG		
	Black <input type="checkbox"/>	AXO-2GU10SN		



Moderne applique in alluminio a singola o doppia emissione luminosa. Diffusore in vetro.

Modern aluminum applique with single or double light output. Glass diffuser.

REQUIRED PAG. 38-41



LAMPADE SPOT GU10 NON INCLUDE
GU10 SPOT LAMPS NOT INCLUDED

OUTDOOR



NEW

APPLIQUE BIDIREZIONALE

FORMA

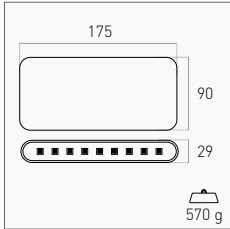
NEW

APPLIQUE BIDIREZIONALE

FORMA

TRICOLOR
3000K
4000K
6000K

IP54



SOURCE		OUTPUT							
12 W	1.390 lm	820 lm	3000K - 4000K - 6000K	White <input type="checkbox"/>	FRMB-129000 NEW	6/18	48,00 €		
				Black <input checked="" type="checkbox"/>	FRMN-129000 NEW				
220-240 V		IP54	120°	DOUBLE EMISSION		GLASS DIFFUSER		ALUMINUM	
								CCT TRICOLOR	

OUTDOOR



Applique bidirezionale dal design moderno ed esclusivo. Produce un'illuminazione decorativa tramite effetto diffondente su parete.

Bidirectional wall lamp with a modern and exclusive design. Recommended for decorative lighting thanks to a diffusing effect on the wall.

INSTALLATION



INSTALLABILE A PARETE PER UN EFFETTO DI LUCE BIDIREZIONALE
WALL INSTALLATION FOR A BIDIRECTIONAL LIGHT EFFECT

TECHNICAL NOTES



REGOLAZIONE DEL COLORE LUCE TRAMITE SELETTORE SU PIASTRA INTERNA
COLOR TEMPERATURE ADJUSTMENT THROUGH SELECTOR ON INTERNAL PLATE

CHAPTER 7

SOLARI



NEW

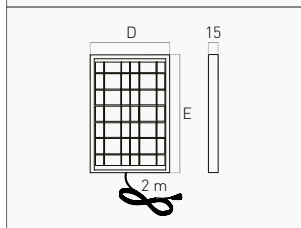
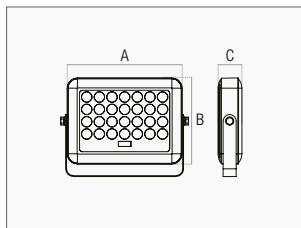
PROIETTORE SOLARE

PROMETEO

NEW
PROIETTORE SOLARE
PROMETEO



REPLACEABLE BATTERY



	A mm	B mm	C mm	D mm	E mm	g
5 W	180	126	35	200	210	460
10 W	243	172	39	210	340	850
20 W	243	172	39	300	390	1200
30 W	310	225	41	390	430	1680
40 W	310	225	41	390	560	1910

5 W	700 lm	LiFePO4 3,2 V 6.000 mAh	4000K	PROM-1001640 NEW	1/10	48,50 €
10 W	1.400 lm	LiFePO4 3,2 V 10.000 mAh	4000K	PROM-2002340 NEW	1/5	69,00 €
20 W	2.700 lm	LiFePO4 3,2 V 20.000 mAh	4000K	PROM-3002340 NEW	1/5	108,00 €
30 W	4.100 lm	LiFePO4 3,2 V 30.000 mAh	4000K	PROM-4002940 NEW	1/5	155,00 €
40 W	4.600 lm	LiFePO4 3,2 V 40.000 mAh	4000K	PROM-5002940 NEW	1/5	196,00 €

IP65 IK03 60° WORKING TIME RECHARGE

LIGHT SENSOR MONOCRYSTALLINE DIMMABLE ABS



Proiettore solare con pannello fotovoltaico monocristallino e funzione crepuscolare. Corpo in plastica rigida anti-urto. Telecomando incluso.

Solar floodlight with monocrystalline photovoltaic panel and twilight function. Shockproof rigid plastic body. Remote control included.

INCLUDED

CAVO DI COLLEGAMENTO DA 2 METRI
2 METER CONNECTION CABLE



TELECOMANDO MULTIFUNZIONE PER ACCENSIONE E SPEGNIMENTO,
REGOLAZIONE INTENSITÀ LUMINOSA E IMPOSTAZIONE TIMER
REMOTE CONTROLLER FOR SWITCHING ON/OFF,
LIGHT DIMMING AND TIMER SETTING



OPTIONAL

RICAMBIO BATTERIA BATTERY REPLACEMENT



5 W	RBPR0M-100 NEW	11,00 €
10 W	RBPR0M-200 NEW	18,00 €
20 W	RBPR0M-300 NEW	35,00 €
30 W	RBPR0M-400 NEW	49,00 €
40 W	RBPR0M-500 NEW	69,00 €



NEW

PROIETTORE SOLARE
ENERGY

NEW
PROIETTORE SOLARE
ENERGY



REPLACEABLE BATTERY

	A mm	B mm	C mm	D mm	E mm	F mm	G g
10 W	154	120	31	186	205	24	315
30 W	201	164	49	240	354	17	696

10 W	1.500 lm	Li-Ion 3,7 V/DC 3.600 mAh	4000K	ERGY-1016040 NEW	1/12	67,00 €
30 W	4.800 lm	LiFePO4 6,4 V/DC 6.000 mAh	4000K	ERGY-3016040 NEW	1/8	144,00 €

IP65 IK07 60° x 120° ~6-18 h ~6-8 h
 DIMMABLE STAINLESS STEEL ABS+PC ALUMINUM
 PIR SENSOR LIGHT SENSOR MONOCRYSTALLINE

OPERATING MODE



MODE 1 - SENSOR MODE

Al tramonto, ON al 100% al rilevamento del movimento, in modalità ridotta dopo 60 secondi.
 At sunset, ON at 100% upon motion detection, low mode after 60 seconds.



MODE 2 - ALWAYS ON

Al tramonto, ON alla luminosità selezionata, dopo 3/5/8 ore o se la carica della batteria scende sotto il 30% passa alla modalità sensore.
 At sunset, ON at the selected brightness, after 3/5/8 hours or if the battery charge drops below 30% it switches to sensor mode.



Proiettore solare compatto con pannello fotovoltaico monocristallino, sensore di rilevamento del movimento e funzione crepuscolare. Corpo in alluminio pressofuso e scocca in plastica anti-urto. Telecomando incluso.

Compact solar floodlight with monocrystalline photovoltaic panel, motion detection sensor and twilight function. Die-cast aluminum body and shockproof plastic shell. Remote control included.

INCLUDED

CAVO DI COLLEGAMENTO DA 5 METRI
 5 METER CONNECTION CABLE



TELECOMANDO MULTIFUNZIONE PER ACCENSIONE E SPEGNIMENTO, REGOLAZIONE INTENSITÀ LUMINOSA E IMPOSTAZIONE TIMER
 REMOTE CONTROLLER FOR SWITCHING ON/OFF, LIGHT DIMMING AND TIMER SETTING



OPTIONAL

RICAMBIO BATTERIA BATTERY REPLACEMENT



10 W	RBERGY-10 NEW	13,00 €
30 W	RBERGY-30 NEW	25,00 €



PROIETTORE SOLARE
SIRIO SOLAR

PROIETTORE SOLARE
SIRIO SOLAR



	A mm	B mm	C mm	D mm	g
2,5 W	177	122	180	220	873
5 W	222	160	235	350	1461
10 W	289	207	350	350	2308

BATTERY

2,5 W	400 lm	Li-Ion 3,7 V/DC 5.000 mAh	4000K	SRSOL-509040	1/10	74,50 €
5 W	800 lm	LiFePO4 3,2 V/DC 10.000 mAh	4000K	SRSOL-1009040	1/5	96,00 €
10 W	1.800 lm	LiFePO4 3,2 V/DC 20.000 mAh	4000K	SRSOL-2009040	1/5	132,00 €

IP65 IK08 90° WORKING TIME RECHARGE

ULTRASLIM STAINLESS STEEL DIE-CAST ALUMINUM LIGHT SENSOR MONOCRYSTALLINE DIMMABLE



Proiettore solare con pannello fotovoltaico monocristallino e funzione crepuscolare. Corpo in alluminio pressofuso e diffusore in ABS anti-urto. Telecomando incluso.

Solar floodlight with monocrystalline photovoltaic panel and twilight function. Die-cast aluminum body and shockproof plastic shell. Remote control included.



INCLUDED

CAVO DI COLLEGAMENTO DA 2 METRI
2 METER CONNECTION CABLE



TELECOMANDO MULTIFUNZIONE PER ACCENSIONE E SPEGNIMENTO,
REGOLAZIONE INTENSITÀ LUMINOSA E IMPOSTAZIONE TIMER
REMOTE CONTROLLER FOR SWITCHING ON/OFF,
LIGHT DIMMING AND TIMER SETTING





NOVITÀ ASSOLUTA

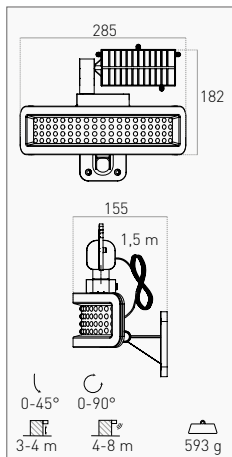
PROIETTORE SOLARE MOTORIZZATO

GIRASOLE

NOVITÀ ASSOLUTA

PROIETTORE SOLARE MOTORIZZATO

GIRASOLE



7 W	800 lm	Li-Ion 3,7 V/DC 3.600 mAh	4000K	GRS-072840 <small>NEW</small>	1/12	73,00 €
-----	--------	---------------------------	-------	--------------------------------------	------	---------

		~8-12 h	~6 h			3
IP65	90°	WORKING TIME	RECHARGE	PIR SENSOR	LIGHT SENSOR	YEARS

SEPARABLE MONOCRYSTALLINE FOLLOW THE SUN

OPERATING MODE



MODE 1 - BATTERY > 30%
 Dopo il tramonto, ON automatico, 100% al passaggio, in modalità ridotta dopo 20 secondi
 Automatic ON at sunset, 100% at PIR detection, stand by mode after 20 seconds

MODE 1 - BATTERY < 30%
 Dopo il tramonto, ON automatico, 100% al passaggio, OFF dopo 20 secondi
 Automatic ON at sunset, 100% at PIR detection, OFF after 20 seconds

INSTALLATION



PANNELLO FOTOVOLTAICO SEPARABILE
 SEPARABLE PHOTOVOLTAIC PANEL

INCLUDED

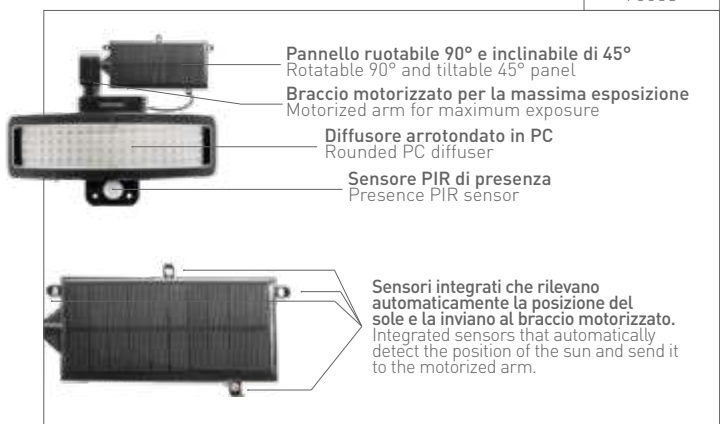
CAVO DI COLLEGAMENTO DA 1,5 METRI
 1,5 METER CONNECTION CABLE



Dotato di un innovativo sistema di rilevamento della luce naturale, il proiettore solare è in grado di orientare automaticamente il pannello fotovoltaico per massimizzare l'irraggiamento solare. Questa innovazione ha ridotto le dimensioni del pannello fotovoltaico per un miglior impatto estetico e permette di ottenere una resa energetica significativamente maggiore, aprendo nuove prospettive per l'utilizzo dell'energia solare in modo efficiente ed economico.

Equipped with an innovative natural light detection system, the solar floodlight is able to orient the photovoltaic panel automatically to maximize solar radiation. This innovation has reduced the size of the photovoltaic panel for a better aesthetic impact and allows to obtain a significantly higher energy yield, opening up new perspectives for the efficient and economic use of solar energy.

FOCUS



FOLLOW THE SUN

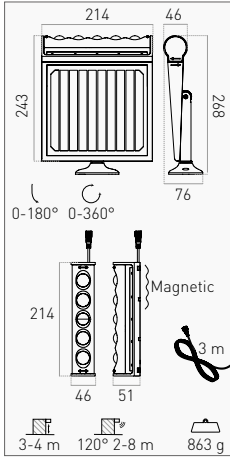


INNOVATIVO SISTEMA AUTOMATICO DI RILEVAMENTO DELLA LUCE NATURALE
 ROTAZIONE SU ASSE DI 90° - INCLINAZIONE 45°
 INNOVATIVE AUTOMATIC NATURAL LIGHT DETECTION SYSTEM
 90° ROTATION ON AXIS - 45° INCLINATION



PROIETTORE SOLARE 7-IN-1
GENIUS

GENIUS



REPLACEABLE BATTERY

8 W	950 lm	Li-Ion 3,7 V/DC 4.000 mAh	4000K	GNS-081240	1/12	84,00 €
-----	--------	---------------------------	-------	-------------------	------	---------

IP65 120° WORKING TIME ~15 h RECHARGE ~6 h

PIR SENSOR LIGHT SENSOR SEPARABLE MONOCRYSTALLINE

7-in-1 MAGNETIC INSTALLATION

OPERATING MODE



MODE 1 - BATTERY > 30%
 Dopo il tramonto, ON automatico, 100% al passaggio, in modalità ridotta dopo 20 secondi
 Automatic ON at sunset, 100% at PIR detection, stand by mode after 20 seconds

MODE 1 - BATTERY < 30%
 Dopo il tramonto, ON automatico, 100% al passaggio, OFF dopo 20 secondi
 Automatic ON at sunset, 100% at PIR detection, OFF after 20 seconds



MODE 2
 ON at 100% al tramonto, in modalità ridotta dopo 5 ore
 ON at 100% at sunset, stand by mode after 5 hours

7-IN-1 INSTALLATION




A muro con pannello integrato
 Integrated wall mount



A muro con pannello separato
 Split wall mount




Su superficie
 Standable



Agganciato
 Hanging



Tramite magneti
 With magnets



Tramite adesivi
 Sticks-on



Portatile
 Portable

Proiettore solare per esterno con pannello fotovoltaico monocristallino separabile fino a 3 metri che permette di illuminare anche ambienti non assolati. Ideale per illuminazione generica delle aree esterne dove non è presente la rete elettrica nelle immediate vicinanze. Installazione estremamente versatile grazie alle sue 7 modalità di utilizzo.

Outdoor solar floodlight with monocrystalline photovoltaic panel that can be separated up to 3 meters allowing to illuminate even non-sunny environments. Ideal for generic lighting of outdoor areas where there is no electricity grid in the immediate vicinity. Extremely versatile installation thanks to its 7 modes of use.



INCLUDED

CAVO DI COLLEGAMENTO DA 3 METRI
 3 METER CONNECTION CABLE

OPTIONAL

RICAMBIO BATTERIA BATTERY REPLACEMENT

RBGNS 17,00 €

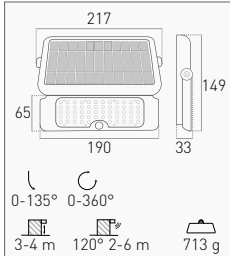


PROIETTORE SOLARE
DVERSO

PROIETTORE SOLARE DVERSO



5 W



TECHNICAL NOTES



STAFFA RUOTABILE 360° - PANNELLO INCLINABILE 135°
360° ROTATABLE BRACKET - 135° ADJUSTABLE PANEL

2-IN-1 INSTALLATION

INSTALLAZIONE A PARETE O SU SUPERFICIE PIANA
WALL OR FLAT SURFACE INSTALLATION

REPLACEABLE BATTERY

5 W	500 lm	Li-Ion 3,7 V/DC 3.000 mAh	4000K	DVS-059040	1/12	53,00 €	
IP65	90°	~12 h WORKING TIME	~6 h RECHARGE	PIR SENSOR	LIGHT SENSOR	MONOCRYSTALLINE	2-in-1 INSTALLATION

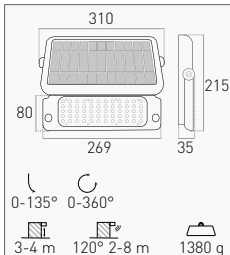
OPERATING MODE

MODE 1 - CONSTANT LIGHT MODE
ON finché la capacità della batteria non si riduce a zero. Una volta ricaricato torna automaticamente alla modalità sensore.
ON until the battery capacity drops to zero. Once recharged automatically return to sensor mode.

MODE 2 - SENSOR MODE: BATTERY > 30%
ON al 100% al rilevamento del movimento, in modalità ridotta dopo 20 secondi.
100% ON on motion detection, low mode after 20 seconds.

MODE 2 - SENSOR MODE: BATTERY < 30%
ON al 100% al rilevamento del movimento, OFF dopo 20 secondi.
100% ON upon motion detection, OFF after 20 seconds.

10 W



TECHNICAL NOTES



STAFFA RUOTABILE 360° - PANNELLO INCLINABILE 135°
360° ROTATABLE BRACKET - 135° ADJUSTABLE PANEL

2-IN-1 INSTALLATION

INSTALLAZIONE A MURO O A PALO TRAMITE STAFFA INCLUSA
WALL OR POLE INSTALLATION USING THE INCLUDED BRACKET

REPLACEABLE BATTERY

10 W	1.080 lm	Li-Ion 3,7 V/DC 7.200 mAh	4000K	DVS-109040	1/12	103,00 €	
IP65	90°	~20 h WORKING TIME	~6 h RECHARGE	PIR SENSOR	LIGHT SENSOR	MONOCRYSTALLINE	2-in-1 INSTALLATION Ø 40-60 mm POLE CONNECTION

OPERATING MODE

MODE 1 - CONSTANT LIGHT MODE
ON finché la capacità della batteria non si riduce a zero. Una volta ricaricato torna automaticamente alla modalità sensore.
ON until the battery capacity drops to zero. Once recharged automatically return to sensor mode.

MODE 2 - TWILIGHT MODE
Dopo il tramonto, ON automatico al 20% per 8 ore.
After sunset, ON automatic at 20% for 8 hours.

MODE 3 - SENSOR MODE: A
Dopo il tramonto, ON al 100% al rilevamento del movimento, in modalità ridotta dopo 20 secondi.
After sunset, 100% ON on motion detection, low mode after 20 seconds.

MODE 3 - SENSOR MODE: B
Dopo il tramonto, ON al 100% al rilevamento del movimento, OFF dopo 30 secondi.
After sunset, 100% ON on motion detection, OFF after 30 seconds.

Proiettore solare LED progettato per sfruttare al massimo l'energia del sole e generare una luce di alta qualità. Consente di annullare totalmente i costi energetici.

LED solar floodlight designed to get the maximum energy from the sun and produce high quality light. A good solution to save energy costs.



OPTIONAL

RICAMBIO BATTERIA BATTERY REPLACEMENT

5 W	RBDVS-05	11,00 €
10 W	RBDVS	27,50 €

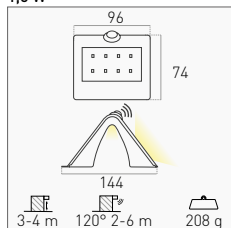


APPLIQUE SOLAIRE
ARCADIA

APPLIQUE SOLARE
ARCADIA



1,5 W



REPLACEABLE BATTERY

1,5 W 220 lm Li-Ion 3,7 V 1.200 mAh	White <input type="checkbox"/> 4000K	ACSB-151240	6/24	25,00 €
	Silver <input checked="" type="checkbox"/> 4000K	ACSS-151240		

IP65
 IK07
 120°
 WORKING TIME ~12-16 h
 RECHARGE ~4-6 h
 PIR SENSOR
 LIGHT SENSOR
 MONOCRYSTALLINE
 PBT

OPERATING MODE

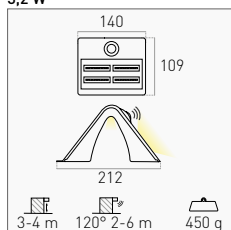
MODE 1

Dopo il tramonto, ON automatico, 100% al passaggio, stand by al 10% dopo 10 secondi in biemissione. Automatic ON at sunset, 100% at PIR detection, back to 10% after 10 seconds in double emission.

MODE 2

Dopo il tramonto, ON automatico, 100% al passaggio, stand by al 3% dopo 10 secondi in emissione posteriore. Automatic ON at sunset, 100% at PIR detection, back to 3% after 10 seconds only backlight.

3,2 W



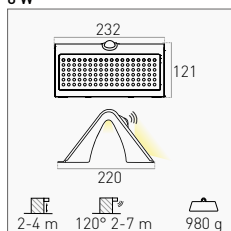
REPLACEABLE BATTERY

3,2 W 400 lm Li-Ion 3,7 V 2.000 mAh	White <input type="checkbox"/> 4000K	ACSB-321240	1/12	50,00 €
	Silver <input checked="" type="checkbox"/> 4000K	ACSS-321240		

IP65
 IK07
 120°
 WORKING TIME ~12-16 h
 RECHARGE ~4-6 h
 PIR SENSOR
 LIGHT SENSOR
 MONOCRYSTALLINE
 PBT

OPERATING MODE

8 W



REPLACEABLE BATTERIES

8 W 850 lm 2 x Li-Ion 3,7 V 2.000 mAh	White <input type="checkbox"/> 4000K	ACSB-681240	1/12	86,50 €
---------------------------------------	--------------------------------------	--------------------	------	---------

IP65
 IK07
 120°
 WORKING TIME ~12-16 h
 RECHARGE ~4-6 h
 PIR SENSOR
 LIGHT SENSOR
 MONOCRYSTALLINE
 PBT

OPERATING MODE

MODE 1 - SENSOR MODE: BATTERY > 30%

Al tramonto, ON al 10%, 100% al rilevamento del movimento, in modalità stand by al 10% dopo 20 secondi in biemissione. At sunset, ON at 10%, 100% upon motion detection, in stand-by mode at 10% after 20 seconds in double emission.

MODE 1 - SENSOR MODE: BATTERY < 30%

Al tramonto, ON al 10%, 100% al rilevamento del movimento, in modalità stand by al 10% dopo 20 secondi in emissione posteriore. At sunset, ON at 10%, 100% at motion detection, in stand by mode at 10% after 20 seconds in back emission.

MODE 2 - ALWAYS ON

Al tramonto, ON al 50%, dopo 5 ore o se la carica della batteria scende sotto il 30% passa alla modalità sensore. At sunset, ON at 50%, after 5 hours or if the battery charge drops below 30% it switches to sensor mode.

Applique solare, a doppia emissione, da esterno con pannello fotovoltaico. Ottima soluzione per giardini, viali, cortili; ideale per illuminazione generica delle aree esterne dove non è presente la rete elettrica nelle immediate vicinanze. Batterie sostituibili.

Solar applique, double emission, for outdoor use with photovoltaic panel. Excellent solution for gardens, avenues, courtyards; ideal for generic lighting of outdoor areas where there is no electricity grid in the immediate vicinity. Replaceable batteries.



OPTIONAL

RICAMBIO BATTERIA BATTERY REPLACEMENT

1,5 W	RBACS-15	4,50 €
3,2 W - 8 W	RBACS-3268	7,50 €



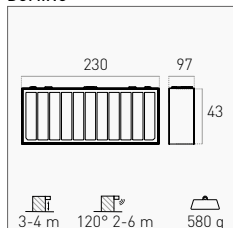
NEW

APPLIQUE SOLARE
DOMINO

NEW
APPLIQUE SOLARE
DOMINO



DOMINO



FOCUS



REPLACEABLE BATTERY

6 W 800 lm Li-Ion 3,7 V 4.000 mAh	White <input type="checkbox"/>	3000K	DOMBI-061230	1/12	50,50 €
		4000K	DOMBI-061240		
	Black <input checked="" type="checkbox"/>	3000K	DOMNE-061230		
		4000K	DOMNE-061240		

IP65 IK07 70° x 140° **WORKING TIME** ~15 h **RECHARGE** ~5-6 h PIR SENSOR LIGHT SENSOR MONOCRYSTALLINE ABS+PC

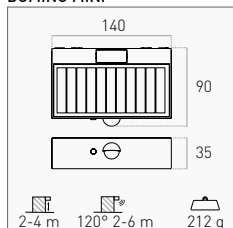
OPERATING MODE

MODE 1 - SENSOR MODE: BATTERY > 30%
 Al tramonto, ON al 10%, 100% al rilevamento del movimento, in modalità ridotta al 10% dopo 20 secondi.
 At sunset, ON at 10%, 100% at motion detection, in reduced mode at 10% after 20 seconds.

MODE 1 - SENSOR MODE: BATTERY < 30%
 Al tramonto, ON al 10%, 100% al rilevamento del movimento, OFF dopo 20 secondi.
 At sunset, ON at 10%, 100% at motion detection, OFF after 20 seconds.

MODE 2 - ALWAYS ON
 Al tramonto, ON al 50%, dopo 5 ore o se la carica della batteria scende sotto il 30% passa alla modalità sensore.
 At sunset, ON at 50%, after 5 hours or if the battery charge drops below 30% it switches to sensor mode.

DOMINO MINI



BATTERY

3 W 350 lm Li-Ion 3,7 V 1.200 mAh	White <input type="checkbox"/>	3000K	DOMBI-031230 NEW	6/24	30,00 €
		4000K	DOMBI-031240 NEW		
	Black <input checked="" type="checkbox"/>	3000K	DOMNE-031230 NEW		
		4000K	DOMNE-031240 NEW		

IP65 IK07 70° x 120° **WORKING TIME** ~12-16 h **RECHARGE** ~4-6 h PIR SENSOR LIGHT SENSOR MONOCRYSTALLINE ABS+PC

DOUBLE EMISSION

OPERATING MODE

SENSOR MODE: A
 Dopo il tramonto, ON automatico al 100% al rilevamento del movimento, in modalità ridotta dopo 10 secondi in biemissione.
 After sunset, ON automatic 100% upon detection of movement, in low mode after 10 seconds in biemission.

SENSOR MODE: B
 Dopo il tramonto, ON automatico al 100% al rilevamento del movimento, in modalità ridotta dopo 10 secondi in emissione superiore.
 After sunset, ON automatic 100% on motion detection, in low mode after 10 seconds in upper emission.

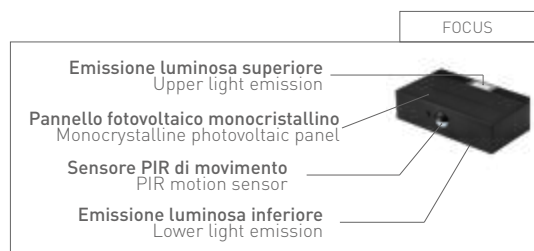
INSTALLATION



INSTALLAZIONE A PARETE PER UN EFFETTO DI LUCE BIDIREZIONALE
 WALL INSTALLATION FOR A BIDIRECTIONAL LIGHT EFFECT

Applique solare con pannello fotovoltaico, sensore crepuscolare e sensore PIR di movimento. Forma adatta ad installazioni pratiche e discrete. Doppia emissione luminosa per il modello 3 W, singola per il 6 W.

Solar wall light with photovoltaic panel, twilight sensor and PIR motion sensor. Nice shape for practical and discreet installations. Double light emission for the 3 W model, single for the 6 W.



OPTIONAL

RICAMBIO BATTERIA BATTERY REPLACEMENT

6 W	RBDOM	8,50 €
-----	--------------	--------



NEW

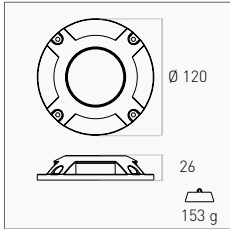
SEGNAPASSO SOLARE

STEP SOLAR

NEW

SEGNAPASSO SOLARE

STEP SOLAR



BATTERY

0,04 W	5 lm	Ni-MH 1,2 V/DC 600 mAh	3000K	STEPS-041230 <small>NEW</small>	6/48	16,50 €
			4000K	STEPS-041240 <small>NEW</small>		
	IP65	IK07	~18-24 h	~6-8 h	DRIVEWAY	WALKABLE
		WORKING TIME	RECHARGE	LIGHT SENSOR	MONOCRYSTALLINE	PC DIFFUSER
					ALUMINUM	



Segnapasso solare calpestabile e carrabile con solida struttura in alluminio che garantisce robustezza e resistenza nel tempo. Il diffusore opale in policarbonato offre una diffusione uniforme della luce, creando un'illuminazione omogenea e piacevole.

Walkable and driveway solar steplight with solid aluminum structure that guarantees sturdiness and resistance over time. The opal polycarbonate diffuser offers a uniform diffusion of light, creating a homogeneous and pleasant lighting.

SOLARI



NEW

SISTEMA MODULARE SOLARE

SUNNY

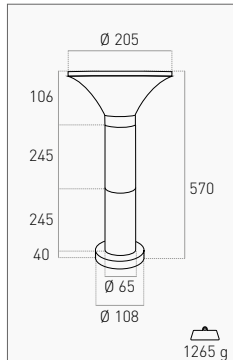
NEW
SISTEMA MODULARE SOLARE

SUNNY

TRICOLOR
3000K
4000K
6000K



KIT PALETTO



BATTERY

2 W 160 lm Li-Ion 4,2 V/DC 4.400 mAh 3000K - 4000K - 6000K **SUN-056000** NEW 1/4 96,00 €

IP65 IK08 360°

LIGHT SENSOR MONOCRYSTALLINE PC DIFFUSER ALUMINUM CCT TRICOLOR

~10 h ~5-8 h

WORKING TIME RECHARGE

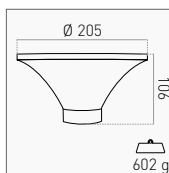
INCLUDED

SORGENTE LUMINOSA + 2 MODULI PALO + ANELLO FILETTATO DI FISSAGGIO
LIGHT SOURCE + 2 POLE MODULES + THREADED FIXING RING

TECHNICAL NOTES

NON È NECESSARIO SCAVARE TRACCE, PASSARE CAVI O REALIZZARE IMPIANTI ELETTRICI
IT IS NOT NECESSARY TO DIG TRACKS, RUN CABLES OR MAKE ELECTRICAL SYSTEMS

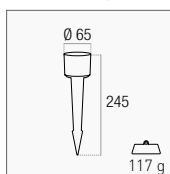
SORGENTE LUMINOSA LIGHT SOURCE



SUN-051100 NEW

1/6 72,00 €

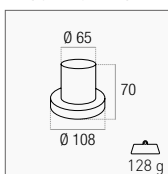
PICCHETTO PER TERRENO GROUND SPIKE



SUN-SPK NEW

1/50 11,00 €

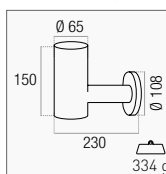
BASE PER SUPERFICIE SURFACE BASE



SUN-BASE NEW

1/50 11,00 €

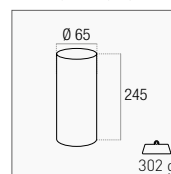
STAFFA DA PARETE WALL BRACKET



SUN-WALL NEW

1/10 23,00 €


MODULO PALO POLE MODULE



SUN-POLE25 NEW

1/50 17,00 €

3-IN-1 INSTALLATION



PALETTO, SEGNA PASSO O APPLIQUE
GARDEN STAKE, STEP MARKER OR APPLIQUE

Sistema modulare solare costruito interamente in alluminio e con diffusore in PC. Accensione automatica al tramonto. Diverse modalità di installazione grazie agli accessori in alluminio opzionali.

Solar modular system built entirely in aluminum and with PC diffuser. Automatic switch-on at sunset. Different ways of installation thanks to the aluminum optional accessories.




INSTALLATION



POSSIBILI COMBINAZIONI CON LA SORGENTE LUMINOSA
POSSIBLE COMBINATIONS WITH THE LIGHT SOURCE

TECHNICAL NOTES



REGOLAZIONE DELLA LUCE TRAMITE PULSANTE
COLOR TEMPERATURE ADJUSTMENT THROUGH BUTTON

NEW

LAMPIONE SOLARE ROTOSIMMETRICO

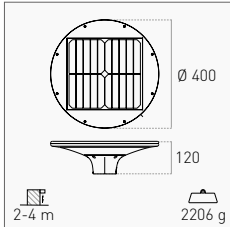
SUNNY XL



NEW

LAMPIONE SOLARE ROTOSIMMETRICO

SUNNY XL



REPLACEABLE BATTERY

15 W	2.000 lm	LiFePO4 6,4 V/DC 6.000 mAh	3000K	SUNXL-204030 <small>NEW</small>	1/1	178,00 €
			4000K	SUNXL-204040 <small>NEW</small>		
			~15 h	~4-6 h		
WORKING TIME RECHARGE			LIGHT SENSOR MONOCRYSTALLINE		PC DIFFUSER	ALUMINUM
Ø 50-60 mm POLE CONNECTION						


OPERATING MODE

Al tramonto, ON al 100% per le prime 3 ore, al 70% per le successive 2 ore, infine al 50% fino all'alba.
At sunset, ON at 100% for the first 3 hours, at 70% for the next 2 hours, then at 50% until sunrise.

Con il sistema di gestione intelligente, SUNNY XL regolerà la luminosità in base alla capacità dinamica della batteria.
Thanks to an intelligent management system, SUNNY XL dynamically adjusts the brightness according to the battery capacity.

TECHNICAL NOTES

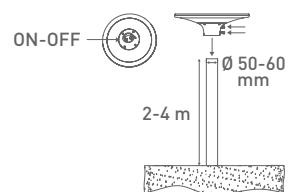
NON È NECESSARIO SCAVARE TRACCE, PASSARE CAVI O REALIZZARE IMPIANTI ELETTRICI
IT IS NOT NECESSARY TO DIG TRACKS, RUN CABLES OR MAKE ELECTRICAL SYSTEMS



Lampione solare rotosimmetrico ideale per l'illuminazione esterna. Dotato di sensore crepuscolare, gestione intelligente della batteria e diffusore in policarbonato, assicura un'illuminazione ottimale, efficiente ed ecologica.

Rotosymmetrical solar street light ideal for outdoor lighting. Equipped with a twilight sensor, intelligent battery management and polycarbonate diffuser, it ensures optimal, efficient and ecological lighting.

INSTALLATION



INSTALLABILE SU PALI DA Ø 50-60 MM PER UN'ILLUMINAZIONE EFFICIENTE ED ECOLOGICA
CAN BE INSTALLED ON Ø 50-60 MM POST FOR EFFICIENT AND ECOLOGICAL LIGHTING

OPTIONAL

RICAMBIO BATTERIA BATTERY REPLACEMENT

RBSUNXL-20 NEW 45,00 €

NEW

LAMPIONE SOLARE

LEVANTE

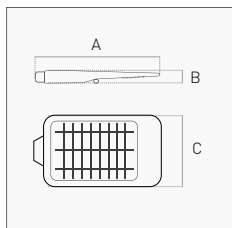


40 W



15 W

NEW
LAMPIONE SOLARE
LEVANTE



	A mm	B mm	C mm
15 W	413	58	232
40 W	710	74	287
	m	120°-m	g
15 W	3-5	5-8	1660
40 W	3-7	8-12	5130

REPLACEABLE BATTERY WORKING TIME

15 W	1.600 lm	LiFePO4 7,4 V 5.400 mAh	~8 h	4000K	LVT-159540	1/10	118,00 €
40 W	4.800 lm	LiFePO4 9,6 V 12.000 mAh	~12-16 h	4000K	LVT-409540 NEW	1/8	360,00 €



Ø 40-60 mm POLE CONNECTION 3-in-1 INSTALLATION

OPERATING MODE



MODE 1
ON automatico al tramonto in modalità ridotta di intensità, OFF all'alba
Automatic ON at sunset in low intensity mode, OFF at sunrise



MODE 2 - BATTERY > 30%
ON automatico al tramonto, 100% al passaggio, in modalità ridotta dopo 20 secondi
Automatic ON at sunset, 100% at PIR detection, to low intensity mode after 20 seconds

MODE 2 - BATTERY < 30%
ON automatico al tramonto, 100% al passaggio, in modalità ridotta dopo 20 secondi, OFF dopo 5 minuti
Automatic ON at sunset, 100% at PIR detection, in low intensity after 20 seconds, OFF after 5 minutes



Lampione solare progettato per sfruttare al massimo l'energia del sole e generare una luce di alta qualità. Palo non incluso. Batteria sostituibile, accensione switch power.

Solar street lamp designed to make the most of the sun's energy and generate high quality light. Pole not included. Replaceable battery, switch power ignition.

3-IN-1 INSTALLATION INCLUDED

STAFFA A U PER PALI DRITTI DA Ø40-60 MM
U-BRACKET FOR Ø40-60 MM STRAIGHT POLES

STAFFA CURVA PER PALI DA Ø40-50 MM
CURVED BRACKET FOR Ø40-50 MM POLES

STAFFA PER FISSAGGIO A MURO
WALL FIXING BRACKET

TELECOMANDO RF MULTIFUNZIONE (40 W)
MULTIFUNCTION RF REMOTE CONTROL (40 W)

OPTIONAL

RICAMBIO ATTACCO PALO SPARE POLE MOUNT

Ø 40-60 mm	ATPLVT	19,00 €
------------	---------------	---------

RICAMBIO BATTERIA BATTERY REPLACEMENT

15 W	RBLVT	43,00 €
40 W	RBLVT40 NEW	156,00 €

CHAPTER 8

PROIETTORI

FLOODLIGHTS



NEW

PROIETTORE
PORTEO

NEW
PROIETTORE
PORTEO

TRICOLOR
3000K
4000K
6500K



SOURCE OUTPUT

	A mm	B mm	g
20 W	162	145	510
30 W	162	145	510
40 W	227	205	900
50 W	227	205	900

20 W	2.710 lm	2.000 lm	3000K - 4000K - 6500K	White <input type="checkbox"/> -	PTOBI-209500	1/24	32,50 €
				Corten <input type="checkbox"/> -	PTOCO-209500		
				Black <input type="checkbox"/> -	PTONE-209500		
30 W	3.660 lm	3.000 lm	3000K - 4000K - 6500K	White <input type="checkbox"/> -	PTOBI-309500	1/24	39,50 €
				Corten <input type="checkbox"/> -	PTOCO-309500		
				Black <input type="checkbox"/> -	PTONE-309500	1/24	39,50 €
				Sensor	PTOCOS-309500 NEW		
40 W	5.080 lm	4.600 lm	3000K - 4000K - 6500K	White <input type="checkbox"/> -	PTOBI-409500	1/24	51,50 €
				Corten <input type="checkbox"/> -	PTOCO-409500		
				Black <input type="checkbox"/> -	PTONE-409500		
				Sensor	PTOCOS-409500 NEW	1/24	44,50 €
Sensor	PTONES-409500 NEW						
50 W	6.000 lm	5.000 lm	3000K - 4000K - 6500K	White <input type="checkbox"/> -	PTOBI-509500	1/24	57,50 €
				Corten <input type="checkbox"/> -	PTOCO-509500		
				Black <input type="checkbox"/> -	PTONE-509500		
Sensor	PTOCOS-509500 NEW	1/24	57,50 €				
Sensor	PTONES-509500 NEW						



TECHNICAL NOTES



REGOLAZIONE DEL COLORE LUCE TRAMITE SELETTORE
COLOR TEMPERATURE ADJUSTMENT THROUGH SELECTOR



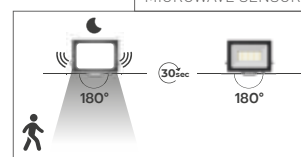
Proiettore LED in alluminio pressofuso in 3 finiture e 4 potenze. Schermo in vetro smerigliato e valvola anticondensa. Resistente ad acqua e polvere. Tramite il selettore è possibile selezionare il colore luce desiderato.

Die-cast aluminum LED floodlight in 3 finishes and 4 powers. Frosted glass screen and anti-condensation valve. Resistant to water and dust. Color temperature can be selected through the switch.

FOCUS



MICROWAVE SENSOR



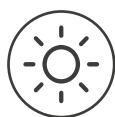
NELLA VERSIONE CON SENSORE A MICROONDE INTEGRATO, IL PROIETTORE SI ACCENDE AUTOMATICAMENTE DOPO IL TRAMONTO SE RILEVA UN MOVIMENTO NEL RAGGIO DI 6 METRI E SI SPEGNE DOPO 30 SECONDI SE NON RILEVA NESSUN MOVIMENTO.
IN MICROWAVE BUILT-IN SENSOR VERSION, THE FLOODLIGHT TURNS ON AUTOMATICALLY AFTER SUNSET IF IT DETECTS MOVEMENT WITHIN 6 METERS AND TURNS OFF AFTER 30 SECONDS IF IT DOES NOT DETECT ANY MOVEMENT.



NEW
PROIETTORE
SMILE



Gamma da 10 a 200 W
Range from 10 to 200 W



Fino a 22.500 lumen
Up to 22,500 lumens



Versione Standard o RF Sensor
Standard or RF Sensor version



Protetto contro le intemperie
Protected against the weather

Disponibile nelle versioni / Available in versions
Standard • RF and Light Sensor

NEW
PROIETTORE
SMILE

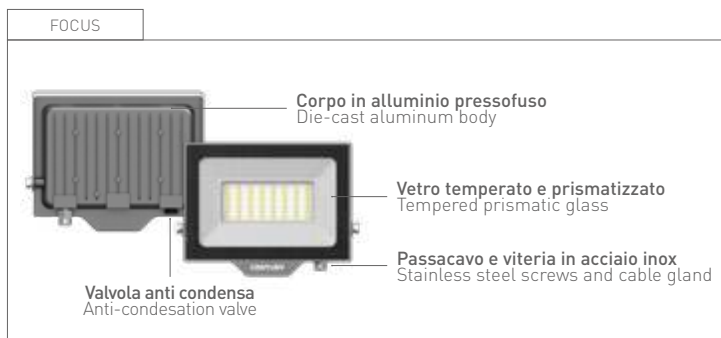
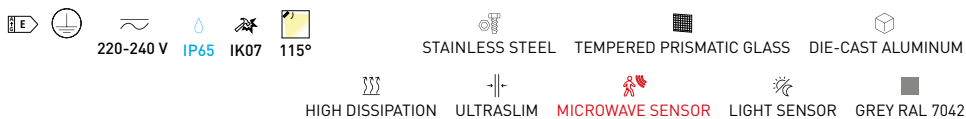


+ 50 cm incl.

	A mm	B mm	C mm	g
10 W	105	70	29	150
20 W	124	95	29	220
30 W	154	125	29	340
50 W	190	145	29	500
75 W	225	180	29	745
100 W	275	220	29	1040
150 W	400	295	32	1590
200 W	400	295	32	2130

OUTPUT

10 W	1.000 lm	-	4000K	SML-109040 NEW	1/24	8,50 €
		Sensor	4000K	SMLS-109040 NEW	1/24	21,50 €
20 W	2.100 lm	-	4000K	SML-209040 NEW	1/24	13,00 €
		Sensor	4000K	SMLS-209040 NEW	1/24	26,50 €
30 W	3.350 lm	-	4000K	SML-309040 NEW	1/12	15,50 €
		Sensor	4000K	SMLS-309040 NEW	1/12	29,00 €
50 W	5.700 lm	-	4000K	SML-509040 NEW	1/6	21,50 €
		Sensor	4000K	SMLS-509040 NEW	1/6	36,00 €
75 W	8.500 lm	-	4000K	SML-759040 NEW	1/5	29,00 €
100 W	11.500 lm	-	4000K	SML-1009040 NEW	1/5	38,50 €
150 W	17.000 lm	-	4000K	SML-1509040 NEW	1/5	59,00 €
200 W	22.500 lm	-	4000K	SML-2009040 NEW	1/5	77,00 €



Vetro temperato con diffusore prismaticizzato, struttura in alluminio ad alta dissipazione.
Versione standard o con sensore.

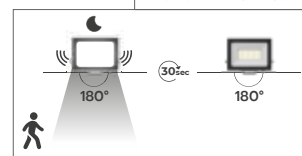
Tempered glass with prismatic diffuser, high dissipation aluminum structure.
Standard version or with sensor.

TECHNICAL NOTES



SMLS
SENSORE CREPUSCOLARE E DI PRESENZA RF INTEGRATO
INTEGRATED RF PRESENCE AND LIGHT SENSOR

MICROWAVE SENSOR



IL PROIETTORE SI ACCENDE AUTOMATICAMENTE DOPO IL TRAMONTO SE RILEVA UN MOVIMENTO NEL RAGGIO DI 6 METRI E SI SPEGNE DOPO 30 SECONDI SE NON RILEVA NESSUN MOVIMENTO.
THE FLOODLIGHT TURNS ON AUTOMATICALLY AFTER SUNSET IF IT DETECTS MOVEMENT WITHIN 6 METERS AND TURNS OFF AFTER 30 SECONDS IF IT DOES NOT DETECT ANY MOVEMENT.



PROIETTORE
SIRIO BT

PROIETTORE
SIRIO BT



	A mm	B mm	C mm	g
20 W	120	115	24	250
30 W	155	125	24	350
50 W	200	165	33	600

OUTPUT							
20 W	1.750 lm	Black ■	4000K ■	SRSBT-203640	1/20	29,00 €	
30 W	2.540 lm	Black ■	4000K ■	SRSBT-303640	1/20	38,50 €	
50 W	4.400 lm	Black ■	4000K ■	SRSBT-503640	1/20	69,50 €	

S.E.L.V.
 12-36 V IP65 IK08 110° HIGH DISSIPATION ULTRASLIM GLASS DIE CAST ALUMINUM

FOCUS

- Struttura ad elevata dissipazione del calore
High heat dissipation structure
- Piastra in alluminio pressofuso
Die-cast aluminum plate
- Cavo in gomma 3x1.0 mm² resistente ai raggi UV e alle basse temperature
Rubber cable 3x1.0 mm² resistant to UV rays and low temperatures
- Valvola di sfiato anticondensa
Anti-condensation relief valve

PROIETTORI



Corpo in alluminio pressofuso, diffusore in vetro antiabbaglio, piastra in puro alluminio ad alto potere dissipante. Non adatto ad essere alimentato dalla convenzionale corrente 220-240 V/AC.

Body in die-cast aluminum, diffuser in anti-glare glass, plate in pure aluminum with high dissipating power. Not suitable to be powered by conventional 220-240 V/AC current.

TECHNICAL NOTES

S.E.L.V. (SAFETY EXTRA LOW VOLTAGE)



NO 230 V/AC

IDEALE IN SISTEMI DI VIDEOSORVEGLIANZA E SICUREZZA CON PANNELLI FOTOVOLTAICI, SU IMBARCAZIONI, CAMPER, MEZZI DA CANTIERE E DI SOCCORSO.
SUITABLE FOR VIDEO SURVEILLANCE AND SECURITY SYSTEMS WITH PHOTOVOLTAIC PANELS, ON BOATS, CAMPER, CONSTRUCTION AND RESCUE VEHICLES.



PROIETTORE
RAINBOW

PROIETTORE
RAINBOW



	A mm	B mm	C mm	g
10 W	104	27	125	210
50 W	200	36	237	880

10 W	RGB	RBW-109510	1/16	32,50 €
50 W	RGB	RBW-509510	1/12	65,00 €



INCLUDED



TELECOMANDO RF 2.4 GHZ
2.4 GHZ RF REMOTE CONTROL

MODE

COLORE SINGOLO SINGLE COLOR

VELOCE JUMP

DISSOLVENZA SHADE

INSTALLATION



Proiettore RGB ideale per la creazione di scenari unici. Tramite il telecomando in dotazione è possibile selezionare facilmente il colore o il gioco di luce desiderato. Corpo in alluminio ad alta dissipazione.

RGB floodlight suitable for unique scenarios. Easy selection of colors or light effects by included remote control. High dissipation aluminum body.



IDEALE PER TERRAZZE, PORTICI, NEGOZI, CENTRI COMMERCIALI, GIARDINI PUBBLICI E CAPANNONI INDUSTRIALI
IDEAL FOR TERRACES, PORCHES, SHOPS, SHOPPING CENTRES, PUBLIC GARDENS AND INDUSTRIAL BUILDINGS

CHAPTER 9

WORK



PROIETTORE RICARICABILE **JOLLY**



100% - 50% - 25% - SOS
4 modalità di utilizzo
4 operating modes



Pratica impugnatura
Handy grip



Ricaricabile
Rechargeable



Pulsante multifunzione
Multifunction button



Indicatore stato batteria
Battery status indicator

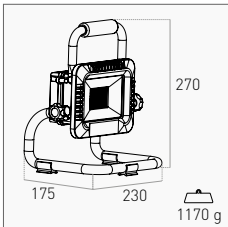


Funzione Powerbank
Powerbank function

Disponibile nelle versioni / Available in versions
30 W - 50 W

PROIETTORE RICARICABILE

JOLLY



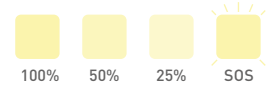
RECHARGEABLE BATTERY

30 W	2.550 lm	Li-Ion 3,7 V/DC 8.800 mAh	4000K	JL-308540	1/8	89,00 €
50 W	4.250 lm	Li-Ion 11,1 V/DC 4.400 mAh	4000K	JL-508540	1/8	141,50 €

~12 h WORKING TIME ~6 h RECHARGE

POWERBANK
 RECHARGEABLE
 4 MODES

OPERATING MODE



INCLUDED

30 W
 ADATTATORE DA PARETE E CAVO MICRO USB
 WALL ADAPTER AND MICRO USB CABLE

50 W
 ALIMENTATORE DOMESTICO 230 V/AC
 230 V / AC DOMESTIC POWER SUPPLY

Faro LED ricaricabile ad alta potenza. 4 modalità di funzionamento. Autonomia fino a 12h. Controllo livello batteria tramite LED sul retro.

High power rechargeable LED floodlight. 4 operating modes. Working time up to 12h. LED battery level control on the back.

FOCUS



WORK

NEW

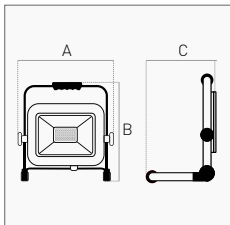
PROIETTORE DA LAVORO

REWORK

IP65

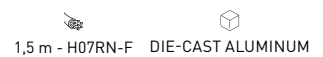


PROIETTORE CON MANICO FLOODLIGHT WITH HANDLE



	A mm	B mm	C mm	g
30 W	250	250	180	1300
50 W	292	280	180	1556
70 W	340	370	190	2108
100 W	400	430	250	2960
150 W	400	430	250	3080
200 W	445	475	250	4168

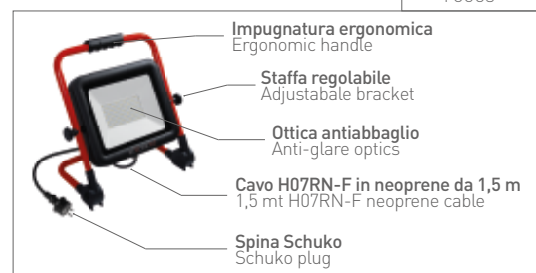
30 W	2.530 lm	4000K		RW-308540	1/4	44,00 €
50 W	4.425 lm	4000K		RW-508540	1/4	55,00 €
70 W	5.990 lm	4000K		RW-708540	1/4	69,00 €
100 W	8.350 lm	4000K		RW-1008540	1/4	89,00 €
150 W	12.800 lm	4000K		RW-1508540 NEW	1/4	108,00 €
200 W	17.000 lm	4000K		RW-2008540 NEW	1/4	145,00 €



Proiettore portatile alimentato da rete elettrica. Base in metallo e corpo in alluminio pressofuso con vernice epossidica.

Mains powered portable floodlight. Metal base and die-cast aluminum body with epoxy paint.

FOCUS

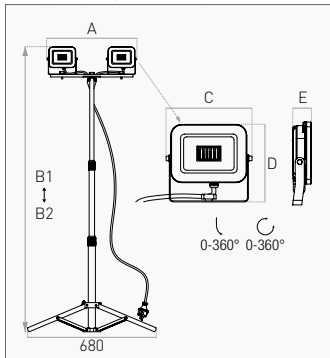


2 PROIETTORI CON TREPPIEDI

REWORK



2 PROIETTORI CON TREPPIEDI
2 FLOODLIGHTS WITH TRIPOD



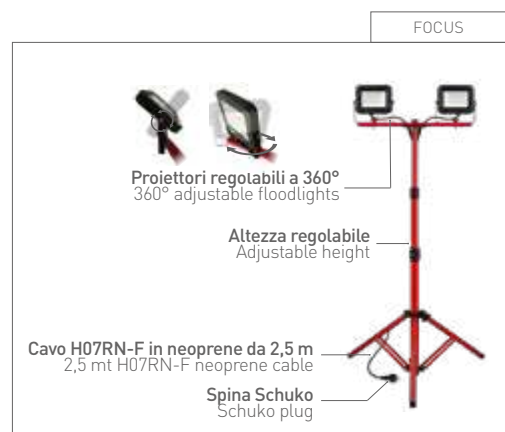
	A mm	B1-B2 mm	C g	D mm	E mm	g
2x30W	527	770-1600	3560	176	159	33
2x50W	568	810-1640	4240	218	203	35

	SOURCE		OUTPUT				
2 x 30 W	2 x 3.050 lm	2 x 2.530 lm	4000K		RWT2-608540	1/2	89,00 €
2 x 50 W	2 x 5.200 lm	2 x 4.425 lm	4000K		RWT2-1008540	1/2	113,00 €



Treppiedi in metallo con 2 proiettori in alluminio. Altezza regolabile. Proiettori ruotabili 360°.

Metal tripod with 2 aluminum floodlights. Adjustable height. 360° rotatable floodlights.



WORK

THE CABLE
REWORK

VS

THE BATTERY
JOLLY



LUMEN
POTENZA
PORTABILITÀ
AUTONOMIA



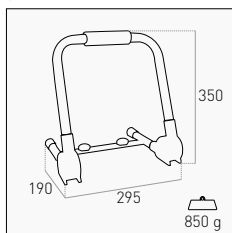
LUMEN
POTENZA
PORTABILITÀ
AUTONOMIA

FLOODLIGHT SUPPORTS

SUPPORTI PER PROIETTORI



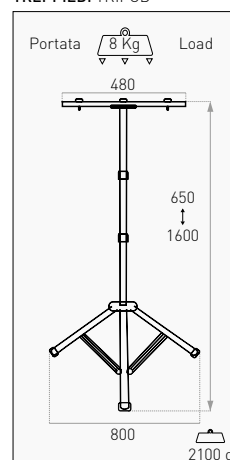
STAND



Supporto da terra orientabile.
Struttura in metallo con impugnatura ergonomica.
Installazione facile e veloce.

Adjustable ground support. Metal structure with ergonomic handle.
Quick and easy installation.

TREPPIEDI TRIPOD



Treppiedi in metallo ad elevata stabilità. Predisposto per 2 faretti.

High stability metal tripod. Prepared for 2 spotlights.


CELESTURX[®]

CHAPTER 10

GO SMART



La domotica senza costi!
Domotic without costs!



Guarda il video dimostrativo
Watch the demonstrative video





Milioni di colori

Il colore è emozione, energia, stato d'animo. Crea la **giusta atmosfera** per ogni occasione grazie alle **infinite possibilità di scelta**.

Millions of colors

Color is emotion, energy, mood. Create the **right atmosphere** for any occasion thanks to the **endless possibilities of choice**.



Controllo vocale

Puoi usare la tua voce per chiedere agli **assistenti virtuali** Alexa o Google Assistant di accendere la luce, regolare il colore e la luminosità.

Voice control

You can use your voice to ask **virtual assistants** Alexa or Google Assistant to turn on the light, adjust color and brightness.



Bianco puro, alta luminosità

Quando c'è bisogno di luce **scegli il bianco**. Imposta un bianco freddo per leggere o studiare e un bianco caldo per le attività meno impegnative.

Pure white, high brightness

When there is a need for light, **choose white**. Set cool white when reading or studying and warm white for less demanding activities.



Crea i tuoi gruppi

Raggruppa i tuoi dispositivi GO SMART per un **controllo sincronizzato**. Tutta la luce della tua casa sarà nel palmo di una mano!

Create your groups

Group your GO SMART devices together for **synchronized control**. All the light in your home will be in the palm of your hand!



Dimmerabile

Regola la luminosità in base alle tue esigenze: la casa è un luogo dinamico e la luce sa adattarsi benissimo.

Dimmable

Adjust the **brightness** according to your needs: your home is a dynamic place and the light adapts perfectly.



Ovunque sei

Puoi **controllare e regolare** la luce sia in casa che fuori. Non è necessario alcun dispositivo di rete aggiuntivo basta solo uno smartphone.

Wherever you are

You can **control and adjust** your light both **indoors and out**. It is not needed no hub are enough just a smartphone.



Timer ON / OFF

Adatta la luce alla tua routine. Puoi **programmare l'accensione** insieme alla sveglia oppure lo **spegnimento notturno** nella stanza dei bambini.

Timer ON / OFF

Adapt your light to your routine. You can program it to **switch on** together with your alarm clock or **switch it off at night** in the children's room.



GO SMART



[century-italia.it/go-smart](https://www.century-italia.it/go-smart)



Powered by



1. Scarica e installa l'App

Cerca l'App "Tuya Smart" su Apple Store o Google Play Store per scaricare ed installare l'applicazione.



1. Download App

Search for "Tuya Smart" App on Apple Store or Google Play Store to download and install the application.



2. Registrati ed esegui il login

Apri l'app Tuya e registrati attraverso il tuo numero di telefono o tramite email. Una volta effettuato l'accesso procedi alla creazione di una nuova Casa.

2. Register and log in

Open Tuya app and register with your phone number or by email. Proceed to create a new Home.

3. Aggiungi il dispositivo

Per aggiungere un dispositivo, assicurarsi che sia nello stato di connessione (la lampada lampeggia velocemente). A questo punto la lampada inizia a lampeggiare ed è pronta per la connessione.

Cliccare su "+" in alto a destra nella sezione "La mia casa" di Tuya Smart e scegli "Fonte di luce (Wi-Fi)" dal menù "Illuminazione", inserisci la password del Wi-Fi quindi per completare attendi il collegamento.



3. Add the device

To add a device, make sure it is in the connected state (the lamp blinks fast). At this point the lamp starts flashing and is ready for connection.

Click on "+" at the top right of the "My home" section of Tuya Smart and choose "Light source (Wi-Fi)" from the "Lighting" menu, enter the Wi-Fi password and then wait for the connection to complete.

4. Controlla il dispositivo

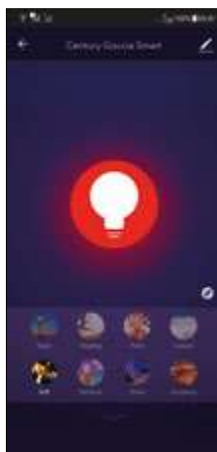
Una volta che il dispositivo è stato configurato con successo, il suo nome comparirà in lista nella schermata "La mia casa".

Premi su di esso per entrare nella schermata di controllo e premi al centro per accenderlo.

Divertiti a scoprire tutte le modalità della lampadina Smart.

Scegli una luce ideale per leggere, una per rilassarti oppure scopri le modalità per selezionare il colore della luce.

Pianifica l'accensione affinché la lampadina si accenda quando non sei in casa, oppure per svegliarti al mattino.



4. Control the device

Once the device has been successfully configured, its name will appear in the list on the screen "My home".

Press on it to enter its control screen and press the center to turn it on.

Have fun discovering all modes of Smart bulb.

Choose between an ideal light for reading, one for relaxing or discover the rotating modes of the light color. Schedule the ignition so that the light bulb turns on when you are not at home or to wake up in the morning.

Per l'integrazione con gli assistenti vocali Amazon Alexa e Google Assistant, la creazione di scenari o la condivisione di un dispositivo consultare il manuale di istruzioni del prodotto.
For integration with Amazon Alexa and Google Assistant voice assistants, creating scenarios or sharing a device, consult the product instruction manual.

GO SMART
LAMPADE SMART



GOCCIA RGB+CCT

E27	14 W = 100 W	1.400 lm	RGB + 3000K - 6500K	G3SMA-142700	10/50	21,50 €
-----	--------------	----------	---------------------	---------------------	-------	---------




GOCCIA CCT

E27	7 W = 60 W	806 lm	2700K - 6500K	ING3SMA-072700	10/50	16,50 €
-----	------------	--------	---------------	-----------------------	-------	---------



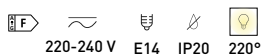
SFERA RGB + CCT

E14	5,5 W = 40 W	470 lm	RGB + 3000K - 6500K	HIGSMA-061400	10/50	14,50 €
-----	--------------	--------	---------------------	----------------------	-------	---------




CANDELA RGB + CCT

E14	5,5 W = 40 W	470 lm	RGB + 2700K - 6500K	M1SMA-061400	10/50	14,50 €
-----	--------------	--------	---------------------	---------------------	-------	---------



SPOT RGB + CCT

GU10	5,5 W = 40 W	400 lm	∠ 120°	RGB + 2700K - 6500K	GUSMA120-061000	10/50	14,50 €
		345 lm	∠ 38°	RGB + 2700K - 6500K	GUSMA38-061000		



- Timer ON / OFF
- Controllo funzioni di gruppo
Group function control
- Regolazione dei colori e del bianco
Adjusting colors and white
- Regolazione della luminosità
Brightness adjustment

Puoi controllarle con la tua voce!
You can control them with your voice!



Guarda il video dimostrativo
Watch the demonstrative video

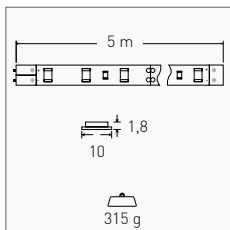
GO SMART

ACCÈNTO SMART

STRIP LED RGB+W

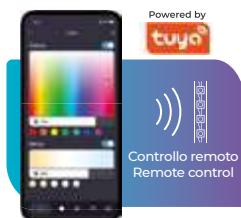
GO
SMART

WiFi



WHITE

24 W (4,8 W/m)	1.650 lm (330 lm/m)	RGB + 4000K	ACRSMA-484800	10/20	72,00 €
220-240 V	IP20	INDOOR	120° METERS	48 LED/m	DIMMABLE
				RGB+W	WIFI SMART



- Timer ON / OFF
- Controllo funzioni di gruppo
Group function control
- Regolazione dei colori e del bianco
Adjusting colors and white
- Regolazione della luminosità
Brightness adjustment

Puoi controllarla con la tua voce!
You can control it with your voice!



works with
amazon alexa



works with the
Google Assistant

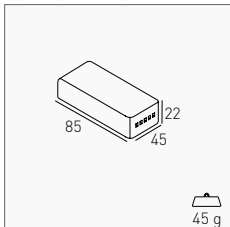
GO SMART

ACCÈNTO SMART

CONTROLLER RGB+W



CONTROLLER RGB+W WI-FI



IN / OUT

CARICO MASSIMO / MAXIMUM LOAD

12 - 24 V/DC

5 A x 4 Channel = 20 A / Max 120 W

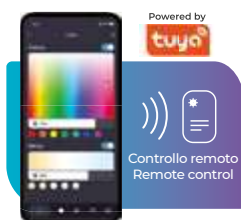
CTL SMA-ACRGBW

10/180

32,50 €

IP20

RGB+W



Timer ON / OFF



Controllo funzioni di gruppo
Group function control



Regolazione dei colori e del bianco
Adjusting colors and white



Regolazione della luminosità
Brightness adjustment

TECHNICAL NOTES

RENDE SMART LE STRIP LED RGB+W TRADIZIONALI
MAKES TRADITIONAL RGB+W STRIPS SMART

Puoi controllarlo con la tua voce!
You can control it with your voice!



works with
amazon alexa

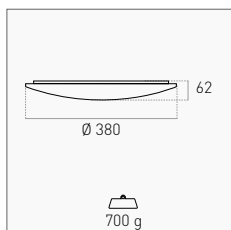


works with the
Google Assistant



COMPATIBILE CON COMPATIBLE WITH
ACRGBW-956030 - ACRGBW-956040 - ACRGBW-196010

GO SMART
BLANCA SMART



24 W	1.800 lm	3000K - 6500K	BCSMA-243800	1/10	62,50 €
------	----------	---------------	---------------------	------	---------



Powered by **tuya**

Controllo remoto
Remote control

- ⌚ Timer ON / OFF
- 💡 Controllo funzioni di gruppo
Group function control
- 💡 Regolazione dei colori e del bianco
Adjusting colors and white
- ☀️ Regolazione della luminosità
Brightness adjustment
- 🗑️ Nessun hub richiesto
No hub required

Puoi controllarla con la tua voce!
You can control it with your voice!



Guarda il video dimostrativo
Watch the demonstrative video

GO SMART
SPOTFIVE SMART



RGB + CCT

CCT



RGB + CCT

	A mm	B mm	mm	g
12 W	Ø150	46	Ø125	200
18 W	Ø176	55	Ø150	356

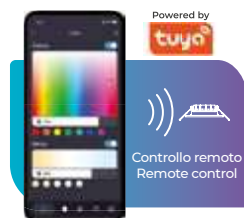
12 W	750 lm	RGB + 2700K - 6500K	SPFRSMA-121400	10/20	60,00 €
18 W	1.170 lm	RGB + 3000K - 6500K	SPFRSMA-181900	10/20	77,00 €



CCT

	mm	g
Ø190	80	
Ø150		310 g

18 W	1.800 lm	3000K - 6500K	SPFSMA-181900	10/20	55,00 €
24 W	2.400 lm	3000K - 6500K	SPFSMA-241900	10/20	60,00 €



- Timer ON / OFF
- Controllo funzioni di gruppo
Group function control
- Regolazione dei colori e del bianco
Adjusting colors and white
- Regolazione della luminosità
Brightness adjustment
- Nessun hub richiesto
No hub required

Puoi controllarli con la tua voce!
You can control them with your voice!

works with **amazon alexa** | works with the **Google Assistant**



Guarda il video dimostrativo
Watch the demonstrative video

GO SMART
INTERRUTTORE SMART

WiFi

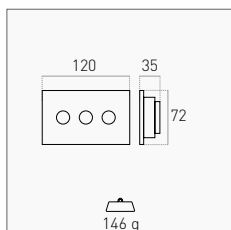
GO SMART



1 PULSANTE BUTTONS

2 PULSANTI BUTTONS

3 PULSANTI BUTTONS



1 Pulsante Touch Touch Button	SWSMA-1	1/4	50,50 €
2 Pulsanti Touch Touch Button	SWSMA-2	1/4	54,00 €
3 Pulsanti Touch Touch Buttons	SWSMA-3	1/4	62,50 €

5A 2,4 GHz IEEE 802.11 b/g/n
IP20 MAX WI-FI

TOUCH WIFI SMART



Powered by **tuya**

Controllo remoto
Remote control

- Timer ON / OFF
- Controllo funzioni di gruppo
Group function control
- Countdown
- Nessun hub richiesto
No hub required

TECHNICAL NOTES

PER SCATOLE 503
FOR 503 BOX



INTERRUTTORI SMART CONTROLLABILI DA REMOTO
SMART WIFI SWITCHES WITH REMOTE CONTROL



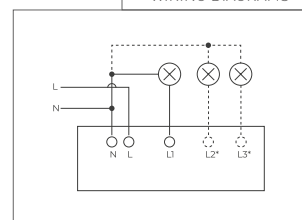
Puoi controllarli con la tua voce!
You can control them with your voice!



works with **amazon alexa**

works with the **Google Assistant**

WIRING DIAGRAMS



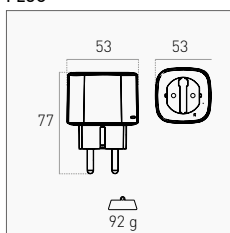



PLUG



SWITCH

PLUG



Schuko (EU)	MAX 3.680 W	220-240 V/AC Max 16 A	SCKSMA	25/50 	31,00 €
-------------	-------------	-----------------------	---------------	---	---------

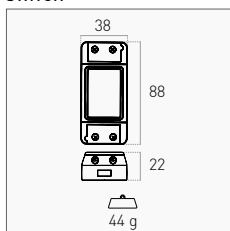
IP20



TECHNICAL NOTES

PRESA INTELLIGENTE CON ATTACCO SCHUKO
SMART PLUG WITH SCHUKO SOCKET

SWITCH



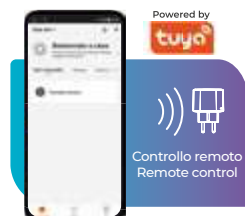
Cavo Cable	MAX 3.680 W	90-50 V/AC Max 16 A	CTLSMA	9/90 	21,50 €
------------	-------------	---------------------	---------------	--	---------





IP20



TECHNICAL NOTES

INTERRUTTORE INTELLIGENTE CON COLLEGAMENTO INFRACAVO
SMART SWITCH WITH IN-LINE CONNECTION



-  Timer ON / OFF
-  Controllo funzioni di gruppo
Group function control
-  Countdown
-  Nessun hub richiesto
No hub required

Puoi controllarli con la tua voce!
You can control them with your voice!



Guarda il video dimostrativo
Watch the demonstrative video

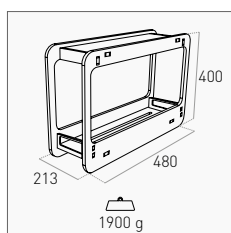
CHAPTER 11

VERSATILI

BIOGIARDINO
GIARDINETTO



LA SOLUZIONE PER COLTIVARE LE TUE PIANTE ALL'INTERNO, IN QUALSIASI MOMENTO DELL'ANNO.
 INDOOR SOLUTION FOR PLANTS GROWING ALL YEAR LONG.



14 W	4000K	GRD-144840	1/10	69,50 €
220-240 V	IP20		16h ON	8h OFF
				AUTOMATIC

INCLUDED



PRESA 220 V/AC CON INTERRUTTORE
 220 V/AC SOCKET WITH SWITCH

FLOOR DISPLAY



KIT-EX-2RIP-GRD 1/1

TECHNICAL NOTES

FACILE DA ASSEMBLARE
 EASY TO ASSEMBLE

LED = BASSI CONSUMI ENERGETICI
 LED = LOW ENERGY CONSUMPTION

IDEALE PER FIORI, ERBE AROMATICHE ED ORTAGGI
 IDEAL FOR FLOWERS, AROMATIC HERBS AND VEGETABLES



STIMOLA LA FOTOSINTESI DELLE PIANTE
 PLANT PHOTOSYNTHESIS BOOST

1.573 MMOL/J

PROIETTORI PORTATILI

WORK



175 x 32 mm - 316 g

MINI WORK



10 W	700 lm (100%) - 350 lm (50%)	6 x 1,5 V AAA	4000K	MW-108040	1/20	28,00 €
------	------------------------------	---------------	-------	------------------	------	---------

IP44	~10 h (6 BATT.) WORKING TIME 100%	~20 h (3 BATT.) WORKING TIME 50%	90°	NOT INCLUDED	ABS
------	--------------------------------------	-------------------------------------	-----	--------------	-----



60 x 96 x 36 mm - 80 g

FUNNY



2 W	110 lm	3 x 1,5 V AAA	4000K	FNY-020040	12/48	8,50 €
-----	--------	---------------	-------	-------------------	-------	--------

IP44	~10 h WORKING TIME	110°	NOT INCLUDED	MAGNETIC	ABS
------	-----------------------	------	--------------	----------	-----

INCLUDED



GANCIO ORIENTABILE, DOPPIO SPOT LUCE E MAGNETE
SWIVEL HOOK, DOUBLE LIGHT SPOT AND MAGNET



15 x 160 x 32 mm - 32 g

PENNY



3 W	200 lm	3 x 1,5 V AAA	4000K	PNY-030040	12/48	8,50 €
-----	--------	---------------	-------	-------------------	-------	--------

IP44	~10 h WORKING TIME	120°	NOT INCLUDED	ABS
------	-----------------------	------	--------------	-----

INCLUDED

GANCIO ORIENTABILE SWIVEL HOOK



56 x 214 x 47 mm - 160 g

SALLY



3 W	130 lm	3 x 1,5 V AAA	4000K	SLY-030040	12/48	15,00 €
-----	--------	---------------	-------	-------------------	-------	---------

IP44	~10 h WORKING TIME	120°	NOT INCLUDED	MAGNETIC	ABS
------	-----------------------	------	--------------	----------	-----

INCLUDED



GANCIO ORIENTABILE, DOPPIO SPOT LUCE E DOPPIO MAGNETE
SWIVEL HOOK, DOUBLE LIGHT SPOT AND DOUBLE MAGNET

E' possibile collocarli ovunque perché non necessitano di rete elettrica. Funzionano con batterie AAA (non incluse).

Placeable everywhere: no electrical network required. Workable with AAA batteries (not included).

MINI LAMPADE
VERSATILI



52 x 113 x 58 mm - 47 g



MOUSE

0,6 W	50 lm	4000K	MS-066040	10/50	6,50 €
220-240 V	IP20	120°		LIGHT SENSOR	AUTOMATIC



66 x 100 x 73 mm - 42 g



TOMMY

0,6 W	30 lm	4000K	TMY-062540	10/50	6,50 €
220-240 V	IP20	120°		LIGHT SENSOR	AUTOMATIC



114 x 76 x 20 mm - 70 g



ITALO

3 W	200 lm	4 x 1,5 V AAA	4000K	ITO-030040	12/24	8,50 €
IP20	~10 h WORKING TIME	120°		NOT INCLUDED	MAGNETIC	

INCLUDED



ADESIVO 3M E MAGNETE
3M ADHESIVE AND MAGNET

Lampade versatili, compatte e dall'elevata praticità, creano una buona illuminazione generale, ideali per cabine armadio, pensili, ripostigli e dispense.


Versatile, compact and highly practical lamps, they create good general lighting, ideal for walk-in closets, wall units, closets and pantries.

MINI LAMPADE
VERSATILI



81 x 78 x 20 mm - 115 g




NEMO		🔋🔋🔋🔋					
3 W	120 lm	4 x 1,5 V AAA	4000K	NE-030040	12/24	11,00 €	
⚡	✂	~10 h	📐	🔋🔋🔋🔋	🧲		
IP20	WORKING TIME	120°		NOT INCLUDED	MAGNETIC		
							INCLUDED
							MAGNETE MAGNET 



220 x 56 x 31 mm - 197 g

📐
90° - 3 m



SOLIDEA		🔋🔋🔋					
0,4 W	40 lm	3 x 1,5 V AAA	4000K	SLDS-042240	6/24	15,50 €	
⚡	✂	~10 h	📐	🧑	25 sec	🔋🔋🔋	
IP20	WORKING TIME	120°		PIR SENSOR	AUTOMATIC OFF	NOT INCLUDED	
							TECHNICAL NOTES
							SELETTORE MODALITÀ MODE SELECTOR
							SENSOR OFF ALWAYS ON 

Lampade versatili, compatte e dall'elevata praticità, creano una buona illuminazione generale, ideali per cabine armadio, pensili, ripostigli e dispense.

Versatile, compact and highly practical lamps, they create good general lighting, ideal for walk-in closets, wall units, closets and pantries.

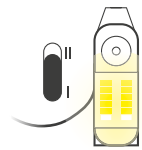
LAMPADE PORTATILI
COMODA



105 x 157 x 50 mm - 166 g

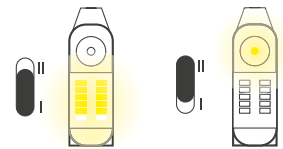
EMERGENCY									
6 W	200 lm	Li-Ion 3,7 V/DC	1.500 mAh	6500K	CMDEM-060065	10/40		15,50 €	
IP20	~4-6 h	~3 h		EMERGENCY	POWERBANK	RECHARGEABLE	NOT INCLUDED	ABS	

EMERGENCY MODE



CON INTERRUTTORE IMPOSTATO SU I, MENTRE È IN CARICA, LA TORCIA RESTA SPENTA PER ACCENDERSI IN CASO DI BLACKOUT.
WITH THE SWITCH SET TO I, WHILE IT IS CHARGING, THE FLASHLIGHT REMAINS OFF AND THEN TURNS ON IN CASE OF A BLACKOUT.

OPERATING MODE



DOPPIA MODALITÀ LUMINOSA
DOUBLE LIGHT MODE

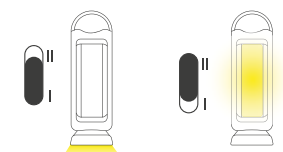


Pannello fotovoltaico
Photovoltaic panel

Ø51 x 174 x 47 mm - 166 g

SOLAR									
5 W		Lead 4 V/DC	1.000 mAh	6500K	CMDSOL-050065	10/40		13,00 €	
IP20	~4-6 h	~3 h (USB)		MONOCRYSTALLINE	RECHARGEABLE		ABS		

OPERATING MODE



DOPPIA MODALITÀ LUMINOSA
DOUBLE LIGHT MODE

Mini torce LED portatili, ricaricabili con cavo micro USB (incluso). Corpo in materiale plastico antiurto.

Portable mini LED flashlight, rechargeable with micro USB cable (included). Shockproof plastic material body.

SEGNALATORE STRADALE

BORCHIA SOLARE



103 x 106 mm - 286 g

Segnalatore stradale in alluminio, ricaricabile tramite il pannello fotovoltaico incluso. Autonomia fino a 100 ore. Fori per fissaggio a terra.

Aluminum road indicator, rechargeable via photovoltaic panel included. Autonomy up to 100 hours. Holes for ground fixing.

2.5 V / 0.2 W	Ni-MH 1.2 V/DC 800 mAh	4000K	BSS-024000	1/40	31,00 €
IP68	~100 h WORKING TIME				
		FLASH MODE	LIGHT SENSOR	MONOCRYSTALLINE	ALUMINUM



SEGNALATORE STRADALE

RIFLETTORE



103 x 103 mm - 181 g

Segnalatore catarifrangente in ABS. Finitura arancione per maggiore visibilità. Fondo sabbato per maggiore aderenza.

ABS Reflector. Orange finish for greater visibility. Sandblasted bottom for greater grip.

Catarifrangente Reflector	Orange	RFL100	1/40	5,00 €
			REFLECTOR	ABS



VERSATILI

CHAPTER 12

ESPOSITORI



NEW

ESPOSITORE IN LEGNO

DOUBLE EXPO



EXPO-DBL **NEW** 1/1

Espositore in legno bifacciale con prodotti campione già elettrificati pronti per essere collegati alla rete e mostrati in funzione.
Double face wooden display with electrified sample products, ready to be connected to the network and shown in operation.

ESPOSITORI

SISTEMI ESPOSITIVI



DISPLAY DA BANCO COUNTER DISPLAY
 Display in cartone capiente e facile da montare
 Large and easy to assemble cardboard display

MAGIC BOX	1/25
330 x 650 x 10 mm	



DISPLAY DA TERRA FLOOR DISPLAY
 Espositore in cartone modulare con 3 vasche innestabili
 Modular cardboard display with 3 plug-in bowls

EXPOC-3VASCH	1/1
600 x 1780 x 400 mm	

DISPLAY DA TERRA FLOOR DISPLAY
 Espositore in cartone con 20 ganci metallici, fornito vuoto
 Cardboard display with 20 metal hooks, products not included

EXPO-CEN1	1/1
457 x 1800 x 400 mm	



ESPOSITORE PROVA LAMPAD E TEST LAMPS EXHIBITOR

2 x E27 - 2 x E14 - 1 x GU10	BALUX5	1/1
------------------------------	---------------	-----

440 x 140 x 220 mm



ESPOSITORE PROVA LAMPAD E TEST LAMPS EXHIBITOR

3 x E27 - 4 x E14 - 2 x GU10 - 3 x G9	BALUX12	1/1
---------------------------------------	----------------	-----

990 x 140 x 240 mm

Espositore professionale elettrificato con plexiglass di protezione. Interruttore a pressione, quando rilasciato la lampada si spegne.
 Professional electrified display with protective plexiglass. Push switch, when released the lamp turns off.



ESPOSITORE PROFILI PROFILES EXHIBITOR
 Espositore con 19 profili campione
 Display with 19 sample profiles

EXPO-PR	1/1
----------------	-----

320 x 175 x 80 mm



PIASTRINA ESPOSITIVA EXHIBITION PLATE
 Piastrina espositiva per lampade E14 o E27
 Exhibition plate for E14 or E27 lamps

E14	PIASTRINA P E14	1/1
E27	PIASTRINA P E27	
	PIASTRINA G E27	

10 x 8 mm



FINE CORSA END-OF-STROKE
 Talloncino fustellato di fine corsa per ganci
 End-of-stroke punched-out for hooks

XT-FC	1/200
--------------	-------

70 x 119 mm

NEW

ESPOSITORI

SISTEMI ESPOSITIVI



BANNER ESPOSITIVI EXHIBITION BANNERS

400 x 300 mm	Profili	BAN40-PROFILI	1/1
995 x 500 mm	Classic	BAN100-CLAS	
	Filamento Clear	BAN100-FILCL	
	Filamento Mix	BAN100-FILMX	
	Filamento Saten	BAN100-FILST	
	Strip LED	BAN100-STRIP	
	Proiettori	BAN100-FARI NEW	
995 x 650 mm	Special	BAN100-SPEC	
1320 x 500 mm	Classic	BAN133-CLAS	
	Filamento Clear	BAN133-FILCL	
	Filamento Mix	BAN133-FILMX	
	Filamento Saten	BAN133-FILST	
	Special	BAN133-SPEC NEW	
	Proiettori	BAN133-FARI NEW	



Banner espositivi in Forex, misure assortite
Forex display banners, assorted sizes



CESTO PROMO PROMO BASKET
Espositore da terra in cartone fornito vuoto
Cardboard floor display supplied empty

EXPO-PROMO	1/1
-------------------	-----

550 x 400 x 850 mm



CROWNER EXPO PROMO

Pannello in cartone da associare con EXPO-PROMO
Cardboard panel to be associated with EXPO-PROMO

Go Smart	CRW-G3SMART	1/1
Sensor	CRW-G3SP	
Killer 50	CRW-KLR	

540 x 700 mm



DISPLAY GO SMART

Display in cartone microonda
Display in microwave cardboard

EXPO-GOSMART	1/1
---------------------	-----

700 x 470 x 300 mm

INDICE ALFABETICO

ALPHABETICAL INDEX

	COD.	INNER pz	MASTER pz	EAN	PAG.	€
A	ABT38-055330	10	50	9090171023541	47	9,50
	ABTH1G-051430	10	50	9090171023602	47	9,50
	ABTH1G-051440	10	50	9090171023619	47	9,50
	ABTH1G-052730	10	50	9090171023589	47	9,50
	ABTH1G-052740	10	50	9090171023596	47	9,50
	ABTM1-051430	10	50	9090171023565	47	9,50
	ABTM1-051440	10	50	9090171023572	47	9,50
	AC2-142430	10	20	9020142430016	64	27,50
	AC2-142440	10	20	9090171009620	64	27,50
	AC2-142460	10	20	9020142460013	64	27,50
	AC2-722430	10	20	9090171000795	64	23,00
	AC2-722440	10	20	9090171009613	64	23,00
	AC2-722460	10	20	9090171000801	64	23,00
	AC20230-1512030	1	4	9090171019322	61	540,00
	AC20230-1512040	1	4	9090171019339	61	540,00
	AC5230-1512030	10	20	9090171019308	61	137,00
	AC5230-1512040	10	20	9090171019315	61	137,00
	AC9067-146030	10	20	9090171009460	56	55,00
	AC9067-146040	10	20	9090171009477	56	55,00
	AC95-0714427	10	20	9090171021516	55	32,50
	AC95-0714430	10	20	9090171021523	55	32,50
	AC95-0714440	10	20	9090171021530	55	32,50
	AC95-1014427	10	20	9090171021554	55	38,50
	AC95-1014430	10	20	9090171021561	55	38,50
	AC95-1014440	10	20	9090171021578	55	38,50
	AC95-1424027	10	20	9090171021592	55	45,50
	AC95-1424030	10	20	9090171021608	55	45,50
	AC95-1424040	10	20	9090171021615	55	45,50
	AC95-1424060	10	20	9090171021622	55	45,50
	AC95-2024030	10	20	9090171022988	55	55,00
	ACBL-486030	10	20	9021486030108	65	32,50
	ACBL-486060	10	20	9021486060105	65	32,50
	ACCN10	1	100	9090171011869	66	1,50
	ACCN10ANG	1	100	9090171011890	66	3,00
	ACCN10T	1	100	9090171011906	66	4,50
	ACCN10WIRE	1	100	9090171011876	66	4,00
	ACCN10WIRE2	1	100	9090171011883	66	2,00
	ACCN10X	1	100	9090171011913	66	5,00
	ACCN8	1	100	9090171011807	66	1,00
	ACCN8ANG	1	100	9090171011838	66	3,00
	ACCN8T	1	100	9090171011845	66	4,00
	ACCN8WIRE	1	100	9090171011814	66	1,50
	ACCN8WIRE2	1	100	9090171011821	66	2,00
	ACCN8X	1	100	9090171011852	66	5,00
	ACRBL-486010	10	20	9021486010100	65	42,00
	ACRBL-486010	10	20	9090171011364	59	93,50
	ACRBL-486030	10	20	9090171011776	57	91,00
	ACRBL-486040	10	20	90901710117793	57	91,00
	ACRSMA-484800	10	20	9090171012453	196	72,00
	ACSB-151240	6	24	9090171004571	161	25,00
	ACSB-321240	1	12	9090171005196	161	50,50
	ACSB-681240	1	8	9090171005202	161	86,50
	ACSS-151240	6	24	9090171004588	161	25,00
	ACSS-321240	1	12	9090171007350	161	50,50
	ARP-122430	10	50	9090171003185	47	14,00
	ARP-122440	10	50	9090171003192	47	14,00
	ARP-202730	10	50	9090171013726	36	8,00
	ARP-202740	10	50	9090171013733	36	8,00
	ARP-202765	10	50	9090171013740	36	8,00
	ARPD-202730	10	50	9090171017243	36	11,50
	ARPD-202740	10	50	9090171017250	36	11,50
	ARPD-202765	10	50	9090171017267	36	11,50
	ATPLVT	1	24	9090171010114	171	19,00
	AXO-1GU10B	12	24	9090171010268	143	20,50
	AXO-1GU10C	12	24	9090171018325	143	20,50
	AXO-1GU10G	12	24	9090171018349	143	20,50
	AXO-1GU10N	12	24	9090171018301	143	20,50
	AXO-1GU10SB	12	24	9090171018226	143	23,00
	AXO-1GU10SC	12	24	9090171018264	143	23,00
	AXO-1GU10SG	12	24	9090171018288	143	23,00
	AXO-1GU10SN	12	24	9090171018240	143	23,00
	AXO-2GU10B	12	24	9090171010275	143	28,50
	AXO-2GU10C	12	24	9090171018332	143	28,50
	AXO-2GU10G	12	24	9090171018356	143	28,50
	AXO-2GU10N	12	24	9090171018318	143	28,50
	AXO-2GU10SB	12	24	9090171018233	143	31,00
	AXO-2GU10SC	12	24	9090171018271	143	31,00
	AXO-2GU10SG	12	24	9090171018295	143	31,00
	AXO-2GU10SN	12	24	9090171018257	143	31,00
B	BALUX12	1	1	9090171014013	214	225,50
	BALUX5	1	10	9090171014662	214	101,00
	BAN100-CLAS	1	1	9090171014006	215	45,50
	BAN100-FARI	1	1	9090171022483	215	80,00
	BAN100-FILCL	1	1	9090171013979	215	45,50
	BAN100-FILMX	1	1	9090171013993	215	45,50
	BAN100-FILST	1	1	9090171013986	215	45,50
	BAN100-SPEC	1	1	9090171018998	215	38,00
	BAN100-STRIP	1	1	9090171018981	215	38,00
	BAN133-CLAS	1	1	9090171013962	215	50,50
	BAN133-FARI	1	1	9090171022476	215	104,00
	BAN133-FILCL	1	1	9090171013931	215	50,50
	BAN133-FILMX	1	1	9090171013955	215	50,50
	BAN133-FILST	1	1	9090171013948	215	50,50

	COD.	INNER pz	MASTER pz	EAN	PAG.	€
	BAN133-SPEC	1	1	9090171022469	215	78,00
	BAN40-PROFILI	1	1	9090171019926	215	36,00
	BBCP-122840	1	6	9090171008814	122	28,50
	BBCP-183340	1	6	9090171008821	122	33,50
	BBCP-243840	1	6	9090171008838	122	40,50
	BBCP-323840	1	6	9090171008845	122	45,50
	BBS-142530	1	10	9090171008913	123	16,50
	BBS-142540	1	10	9090171008920	123	16,50
	BBS-203030	1	10	9090171008937	123	21,50
	BBS-203040	1	10	9090171008944	123	21,50
	BBS-243530	1	10	9090171008951	123	28,50
	BBS-243540	1	10	9090171008968	123	28,50
	BBS-323930	1	10	9090171008975	123	38,00
	BBS-323940	1	10	9090171008982	123	38,00
	BBSMA-243800	1	10	9090171012415	197	62,50
	BMB-4527AN	1	10	9090171024111	134	32,50
	BMB-4527CO	1	10	9090171024128	134	32,50
	BMB-8027AN	1	10	9090171024135	134	39,50
	BMB-8027CO	1	10	9090171024142	134	39,50
	BSS-024000	1	40	9090171018363	209	31,00
C	CFAR-102030	1	8	9020102030140	117	43,00
	CFAR-202530	1	8	9020253030143	117	55,00
	CFAR-303030	1	4	9030303030146	117	69,50
	CFBI-102030	1	8	9020102030249	117	43,00
	CFBI-202530	1	8	9020253030242	117	55,00
	CFRO-102030	1	8	9020102030348	117	43,00
	CFRO-202530	1	8	9020253030341	117	55,00
	CFRO-303030	1	4	9030303030344	117	69,50
	CFVE-102030	1	8	9020102030447	117	43,00
	CFVE-202530	1	8	9020253030440	117	55,00
	CL-152430	6	24	9090171004557	50	19,00
	CL-152440	6	24	9090171004564	50	19,00
	CLGU10-153830	6	24	9090171020427	50	15,00
	CLGU10-153840	6	24	9090171020434	50	15,00
	CMDEM-060065	10	40	9090171015720	208	15,50
	CMDSOL-050065	10	40	9090171015713	208	13,00
	CRL-1218030	1	20	9090171007824	49	16,50
	CRL-1218040	1	20	9090171007831	49	16,50
	CRL-1821830	1	20	9090171007848	49	19,50
	CRL-1821840	1	20	9090171007855	49	19,50
	CRL-2425330	1	20	9090171007862	49	24,00
	CRL-2425340	1	20	9090171007879	49	24,00
	CRW-G3SMART	1	1	9090171012835	215	19,00
	CRW-G3SP	1	1	9090171012866	215	19,00
	CRW-KLR	1	1	9090171012859	215	19,00
	CTLRF	1	100	9090171019025	67	41,00
	CTLSMA	9	90	9090171012507	201	21,50
	CTLSMA-ACRBLW	10	180	9090171012446	197	32,50
D	DIM-PWM	1	100	9090171019018	67	43,00
	DOMBI-031230	6	24	9090171023305	163	30,00
	DOMBI-031240	6	24	9090171023312	163	30,00
	DOMBI-061230	6	24	9090171020182	163	50,50
	DOMBI-061240	6	24	9090171020199	163	50,50
	DOMNE-031230	6	24	9090171023329	163	30,00
	DOMNE-031240	6	24	9090171023336	163	30,00
	DOMNE-061230	6	24	9090171020205	163	50,50
	DOMNE-061240	6	24	9090171020212	163	50,50
	DSD-061230	10	50	9090171013672	40	19,00
	DSD-061240	10	50	9090171013689	40	19,00
	DSD-061260	10	50	9090171013696	40	19,00
	DSD-063830	10	50	9090171005660	40	8,00
	DSD-063840	10	50	9090171005677	40	8,00
	DSD-063860	10	50	9090171005684	40	8,00
	DVS-059040	1	12	9090171008463	159	53,00
	DVS-109040	1	8	9090171007701	159	103,00
E	ELO-060730	1	20	9090171020878	84	4,95
	ELO-060740	1	20	9090171020885	84	4,95
	ELO-090930	1	20	9090171020892	84	5,95
	ELO-090940	1	20	9090171020908	84	5,95
	ELO-121130	1	20	9090171020915	84	6,85
	ELO-121140	1	20	9090171020922	84	6,85
	ELO-151230	1	20	9090171020939	84	8,95
	ELO-151240	1	20	9090171020946	84	8,95
	ELO-181530	1	20	9090171020953	84	11,95
	ELO-181540	1	20	9090171020960	84	11,95
	ELO-241730	1	20	9090171020977	84	14,95
	ELO-241740	1	20	9090171020984	84	14,95
	ENIB-GU10	6	24	9090171015171	107	20,50
	ENIBOR-GU10					

	COD.	INNER pz	MASTER pz	EAN	PAG.	€
	ESQBB160-2GU10	1	12	9090171014778	109	48,00
	ESQBB80-GU10	1	24	9090171014785	109	26,50
	ESQBB96-GU10	1	24	9090171014792	109	31,00
	ESQBG160-2GU10	1	12	9090171014808	109	48,00
	ESQBG80-GU10	1	24	9090171014815	109	26,50
	ESQBG96-GU10	1	24	9090171014822	109	31,00
	ESQBOR96-GU10	1	24	9090171014839	113	32,50
	ESQNB160-2GU10	1	12	9090171014846	109	48,00
	ESQNB80-GU10	1	24	9090171014853	109	26,50
	ESQNB96-GU10	1	24	9090171014860	109	31,00
	ESQNG160-2GU10	1	12	9090171014877	109	48,00
	ESQNG80-GU10	1	24	9090171014884	109	26,50
	ESQNG96-GU10	1	24	9090171014891	109	31,00
	ESQNR96-GU10	1	24	9090171014907	113	32,50
	ESRBB80-GU10	1	24	9090171014679	111	26,50
	ESRBB96-GU10	1	24	9090171014686	111	31,00
	ESRB80-GU10	1	24	9090171014693	111	26,50
	ESRB96-GU10	1	24	9090171014709	111	31,00
	ESRBOR96-GU10	1	24	9090171014716	113	32,50
	ESRN80-GU10	1	24	9090171014723	111	26,50
	ESRN96-GU10	1	24	9090171014730	111	31,00
	ESRNG80-GU10	1	24	9090171014747	111	26,50
	ESRNG96-GU10	1	24	9090171014754	111	31,00
	ESRNOR96-GU10	1	24	9090171014761	113	32,50
	EXPO-CENI	1	4	9090171001891	214	67,00
	EXPO-GOSMART	1	1	9090171019742	215	43,00
	EXPO-PR	1	1	9090171010121	214	77,00
	EXPO-PROMO	1	5	9090171000429	215	24,00
	EXPOC-3VASCH	1	1	9090171013825	214	84,00
F	FGF-011427	12	48	9013011427002	50	3,50
	FGF-011450	12	48	9090171003024	50	3,50
	FNY-020040	12	48	9090171010237	205	8,50
	FRMB-129000	6	18	9090171022810	145	48,00
	FRMN-129000	6	18	9090171022827	145	48,00
	FS1-042715	6	24	9090171014570	51	17,00
	FSBR-150	6	24	9090171007596	115	18,00
	FSNE-150	6	24	9090171007589	115	18,00
	FSRG-150	6	24	9090171007602	115	18,00
	FSRGV-150	6	24	9090171007619	115	18,00
	FSTAB-2202700	1	6	9090171019070	133	72,00
	FSTABCL-062722	1	5	9090171012705	132	88,50
	FSTACL-062722	1	5	9090171008517	132	88,50
	FSTACO-062722	1	5	9090171008524	132	88,50
	FSTADAP-12W	1	30	9090171008531	132	18,00
	FSTAN-2202700	1	6	9090171019087	133	72,00
	FSTARBLU-062722	1	100	9090171011654	132	6,00
	FSTARCL-062722	1	50	9090171008548	132	6,00
	FSTARGI-062722	1	100	9090171011661	132	6,00
	FSTARTRAG-062722	1	100	9090171011678	132	6,00
	FSTARRO-062722	1	100	9090171011685	132	6,00
	FSTARVE-062722	1	100	9090171011692	132	6,00
	FT-066830	1	40	9090171006995	85	11,00
	FT-066840	1	40	9090171007008	85	11,00
	FTBI-150	10	50	9090171005875	114	7,00
	FTGR-150	10	50	9090171005905	114	7,00
	FTNE-150	10	50	9090171005899	114	7,00
	FVT8-096040	1	25	9023096040140	77	5,50
	FVT8-096065	1	25	9023096065143	77	5,50
	FVT8-149040	1	25	9090171001709	77	8,00
	FVT8-149065	1	25	9090171001716	77	8,00
	FVT8-181230	1	25	9090171005400	77	7,00
	FVT8-181240	1	25	9023181240141	77	7,00
	FVT8-181265	1	25	9023181265144	77	7,00
	FVT8-221530	1	25	9090171005417	77	9,50
	FVT8-221540	1	25	9023221540149	77	9,50
	FVT8-221565	1	25	9023221565142	77	9,50
	FVT8M-096040	1	25	9090171017380	77	4,50
	FVT8M-096065	1	25	9090171017397	77	4,50
	FVT8M-181240	1	25	9090171013894	77	6,00
	FVT8M-181265	1	25	9090171013900	77	6,00
	FVT8M-221540	1	25	9090171013917	77	7,50
	FVT8M-221565	1	25	9090171013924	77	7,50
	FVT8M160-096040	1	25	9090171022513	76	6,00
	FVT8M160-096065	1	25	9090171022520	76	6,00
	FVT8M160-181240	1	25	9090171022544	76	8,00
	FVT8M160-181265	1	25	9090171022551	76	8,00
	FVT8M160-221540	1	25	9090171022568	76	9,50
	FVT8M160-221565	1	25	9090171022575	76	9,50
G	G3SMA-142700	10	50	9090171016925	195	21,50
	G3SP-102730	6	24	9090171006308	46	12,00
	G3SP-102740	6	24	9090171006315	46	12,00
	G3SP-102764	6	24	9090171006322	46	12,00
	GNS-081240	1	12	9090171019728	157	84,00
	GRD-144840	1	10	9090171018387	204	69,50
	GRS-072840	1	12	9090171023657	155	73,00
	GUSMA120-061000	10	50	9090171016963	195	14,50
	GUSMA38-061000	10	50	9090171016970	195	14,50
	HIGSMA-061400	10	50	9090171016932	195	14,50
H	HR80G120-202730	6	24	9090171016864	37	12,00
	HR80G120-202740	6	24	9090171016871	37	12,00
	HR80G120-202760	6	24	9090171016888	37	12,00
	HR80G120-242730	6	24	9090171016895	37	14,00
	HR80G120-242740	6	24	9090171016901	37	14,00

	COD.	INNER pz	MASTER pz	EAN	PAG.	€
	HR80G120-242760	6	24	9090171016918	37	14,00
	HR80G3-092730	10	50	9090171005981	36	2,50
	HR80G3-092740	10	50	9090171005998	36	2,50
	HR80G3-092764	10	50	9090171006001	36	2,50
	HR80G3-112730	10	50	9090171006018	36	3,00
	HR80G3-112740	10	50	9090171006025	36	3,00
	HR80G3-112764	10	50	9090171006032	36	3,00
	HR80G3-152730	10	50	9090171006049	36	4,50
	HR80G3-152740	10	50	9090171006056	36	4,50
	HR80G3-152764	10	50	9090171006063	36	4,50
	HR80G3-172730	10	50	9090171016987	36	5,50
	HR80G3-172740	10	50	9090171016994	36	5,50
	HR80G3-172764	10	50	9090171017007	36	5,50
	HR80G95-152730	6	24	9090171016833	37	9,00
	HR80G95-152740	6	24	9090171016840	37	9,00
	HR80G95-152760	6	24	9090171016857	37	9,00
	HR80HIG-041430	10	50	9090171015393	34	2,00
	HR80HIG-041440	10	50	9090171015409	34	2,00
	HR80HIG-041464	10	50	9090171015416	34	2,00
	HR80HIG-042730	10	50	9090171015423	34	2,00
	HR80HIG-042740	10	50	9090171015430	34	2,00
	HR80HIG-042764	10	50	9090171015447	34	2,00
	HR80M1-041430	10	50	9090171015454	35	2,00
	HR80M1-041440	10	50	9090171015461	35	2,00
	HR80M1-041464	10	50	9090171015478	35	2,00
	HRDG125-242730	6	24	9090171017274	37	16,50
	HRDG125-242740	6	24	9090171017281	37	16,50
	HRDG125-242760	6	24	9090171017298	37	16,50
I	INDG3-112727	10	50	9090171020649	28	9,50
	INDG3-112740	10	50	9090171020571	28	9,50
	INDHIG-061427	10	50	9090171020533	28	5,50
	INDHIG-061440	10	50	9090171020540	28	5,50
	INDMI-061427	10	50	9090171020557	28	5,50
	INDMI-061440	10	50	9090171020564	28	5,50
	ING125-102760	5	20	9090171005011	25	12,00
	ING125-122727	5	20	9090171019148	25	12,00
	ING125-122740	5	20	9090171018929	25	12,00
	ING125-162727	5	20	9090171012699	25	16,50
	ING125-162740	5	20	9090171012682	25	16,50
	ING125W-142727	5	20	9090171023107	21	11,00
	ING125W-142740	5	20	9090171023114	21	11,00
	ING3-042727	10	50	9013042727010	24	3,50
	ING3-042740	10	50	9090171010060	24	3,50
	ING3-082727	10	50	9013082727018	24	4,00
	ING3-082740	10	50	9090171010077	24	4,00
	ING3-122727	10	50	9090171018912	24	6,00
	ING3-122740	10	50	9090171019094	24	6,00
	ING3-162727	10	50	9090171012668	24	13,00
	ING3-162740	10	50	9090171012675	24	13,00
	ING3A-022730	10	50	9090171021271	23	11,00
	ING3A-022740	10	50	9090171021301	23	11,00
	ING3A-022760	10	50	9090171021288	23	13,00
	ING3A-042740	10	50	9090171021318	23	13,00
	ING3A-052730	10	50	9090171021295	23	14,50
	ING3A-052740	10	50	9090171021325	23	14,50
	ING3P-082727	10	50	9090171005646	24	5,00
	ING3P-082740	10	50	9090171010084	24	5,00
	ING3S-112727	10	50	9090171019810	30	9,50
	ING3SD-082727	10	50	9090171019803	30	7,50
	ING3SMA-072700	10	50	9090171016949	195	16,50
	ING3W-092727	10	50	9090171022346	21	6,00
	ING3W-092740	10	50	9090171023084	21	6,00
	ING3W-752727	10	50	9090171022339	21	5,00
	ING3W-752740	10	50	9090171023077	21	5,00
	ING95-082727	5	20	9090171010954	25	8,00
	ING95-082740	5	20	9090171010961	25	8,00
	ING95W-092727	5	20	9090171022353	21	7,50
	ING95W-092740	5	20	9090171023091	21	7,50
	INHIG-021427	10	50	9013021427016	26	3,00
	INHIG-022727	10	50	9013022727016	26	3,00
	INHIG-041427	10	50	9013041427102	26	3,00
	INHIG-041440	10	50	9090171010015	26	3,00
	INHIG-042727	10	50	9013042727119	26	3,00
	INHIG-042740	10	50	9090171010022	26	3,00
	INHIG-061427	10	50	9090171010633	26	4,00
	INHIG-061440	10				

COD.	INNER pz	MASTER pz	EAN	PAG.	€
INPW-752727	10	50	9090171023121	21	6,00
INPW-752740	10	50	9090171023138	21	6,00
INSDG3-112730	10	50	9090171020625	29	11,00
INSDG3-112740	10	50	9090171020632	29	11,00
INSDH1G-061430	10	50	9090171020588	29	6,50
INSDH1G-061440	10	50	9090171020595	29	6,50
INSDM1-061430	10	50	9090171020601	29	6,50
INSDM1-061440	10	50	9090171020618	29	6,50
INSG125-122730	5	20	9090171019162	25	13,00
INSG125-122740	5	20	9090171019179	25	13,00
INSG125-122760	5	20	9090171019186	25	13,00
INSG125-162730	5	20	9090171012651	25	17,50
INSG125-162740	5	20	9090171012644	25	17,50
INSG125-162760	5	20	9090171012637	25	17,50
INSG3-042730	10	50	9090171019568	24	3,50
INSG3-042740	10	50	9090171019575	24	3,50
INSG3-042760	10	50	9090171019582	24	3,50
INSG3-082730	10	50	9090171002522	24	4,00
INSG3-082740	10	50	9090171010428	24	4,00
INSG3-082760	10	50	9090171002539	24	4,00
INSG3-122730	10	50	9090171019100	24	6,50
INSG3-122740	10	50	9090171018936	24	6,50
INSG3-122760	10	50	9090171018943	24	6,50
INSG3-162730	10	50	9090171012620	24	13,00
INSG3-162740	10	50	9090171012613	24	13,00
INSG3-162760	10	50	9090171012606	24	13,00
INSG3P-082730	10	50	9090171007022	24	5,00
INSG3P-082740	10	50	9090171010435	24	5,00
INSG3P-082760	10	50	9090171007039	24	5,00
INSG95-082730	5	20	9090171019216	25	8,50
INSG95-082740	5	20	9090171019223	25	8,50
INSG95-082760	5	20	9090171019230	25	8,50
INSH1G-041430	10	50	9090171002423	27	3,00
INSH1G-041440	10	50	9090171010374	27	3,00
INSH1G-041460	10	50	9090171002430	27	3,00
INSH1G-042730	10	50	9090171002447	27	3,00
INSH1G-042740	10	50	9090171010381	27	3,00
INSH1G-042760	10	50	9090171002454	27	3,00
INSH1G-061430	10	50	9090171010718	27	4,00
INSH1G-061440	10	50	9090171010732	27	4,00
INSH1G-061460	10	50	9090171010756	27	4,00
INSH1G-062730	10	50	9090171010725	27	4,00
INSH1G-062740	10	50	9090171010749	27	4,00
INSH1G-062760	10	50	9090171010763	27	4,00
INSM1-041430	10	50	9090171002461	27	3,00
INSM1-041440	10	50	9090171010398	27	3,00
INSM1-041460	10	50	9090171002478	27	3,00
INSM1-061430	10	50	9090171010879	27	4,00
INSM1-061440	10	50	9090171010886	27	4,00
INSM1-061460	10	50	9090171010893	27	4,00
INSM1C-041430	10	50	9090171002485	27	3,00
INSM1C-041440	10	50	9090171010411	27	3,00
INSM1C-041460	10	50	9090171002492	27	3,00
INSTB-071430	10	50	9090171015645	31	5,50
INSTB-071440	10	50	9090171015652	31	5,50
INSTB-071460	10	50	9090171015669	31	5,50
INSTB-092730	10	50	9090171015683	31	7,00
INSTB-092740	10	50	9090171015690	31	7,00
INSTB-092760	10	50	9090171015706	31	7,00
INSTOR-041430	10	50	9090171002508	27	3,00
INSTOR-041440	10	50	9090171010404	27	3,00
INSTOR-041460	10	50	9090171002515	27	3,00
INSTOR-061430	10	50	9090171014075	27	4,00
INSTOR-061440	10	50	9090171014082	27	4,00
INSTOR-061460	10	50	9090171014099	27	4,00
INTB-041427	10	50	9090171015560	31	3,50
INTB-041440	10	50	9090171015584	31	3,50
INTB-071427	10	50	9090171015591	31	5,50
INTB-071440	10	50	9090171015614	31	5,50
INTB-092727	10	50	9090171015621	31	7,00
INTB-092740	10	50	9090171015676	31	7,00
INTOR-041427	10	50	9090171002881	26	3,00
INTOR-041440	10	50	9090171010046	26	3,00
INTOR-061427	10	50	9090171014051	26	4,00
INTOR-061440	10	50	9090171014068	26	4,00
INVG125-082722	5	20	9090171002607	33	16,50
INVG125D-122722	5	20	9090171019193	33	19,00
INVG200-082722	1	4	9090171005639	33	79,00
INVG3-082722	10	50	9090171002591	32	6,50
INVM1-041422	10	50	9090171002560	32	5,50
INVM1C-041422	10	50	9090171002584	32	5,50
INVM1D-041422	10	50	9090171002577	32	6,50
INVP-082722	10	50	9090171002638	33	7,00
INVPD-122722	10	50	9090171019209	33	11,00
INVPS160-082722	1	4	9090171005622	33	77,00
INTVOR-041422	10	50	9090171002652	32	5,50
ITO-030040	12	24	9090171007114	206	8,50
JESSY-API15	1	18	9090171017960	99	33,50
JESSY-API25	1	12	9090171017939	99	33,50
JESSY-API50	1	12	9090171017946	101	35,00
JESSY-API80	1	9	9090171017953	101	35,00
JESSY-AP275	1	12	9090171017984	99	38,00
JESSY-AP280	1	12	9090171017977	101	38,00

COD.	INNER pz	MASTER pz	EAN	PAG.	€
JESSY-AP360	1	12	9090171017991	99	50,50
JESSY-AR111	1	6	9090171007404	87	37,00
JESSY-RD100	1	24	9090171007428	91	8,50
JESSY-RD130	1	24	9090171007459	91	13,00
JESSY-SQ100	1	24	9090171007411	87	8,50
JESSY-SQ120	1	24	9090171007435	87	13,00
JESSY-SQ120GLASS	1	24	9090171007442	89	13,00
JESSY-SQ45GR	1	24	9090171007473	89	13,00
JESSY-SR120	1	24	9090171007466	91	13,00
JESSY2-SQ2112	1	12	9090171007398	89	24,00
JL-308540	1	8	9090171018967	185	89,00
JL-508540	1	8	9090171018974	185	141,50
K12XLED-300430	6	24	9021300430220	41	8,50
K12XLED-300440	6	24	9090171011388	41	8,50
K2T7LED-071030	6	24	9020071030110	41	3,00
K2T7LED-071040	6	24	9090172002088	41	3,00
K2T7LED-071060	6	24	9020071060117	41	3,00
KIT-ACRGBW	1	100	9090171011791	67	43,00
KIT-CLIPAC230	1	200	9090171019346	61	2,00
KIT-ENDCAPS	1	200	9090171019759	61	2,00
KIT-EX-2RIP-ARC	1	1	9090171018790	213	0,00
KIT-EX-2RIP-FST	1	1	9090171018776	213	0,00
KIT-EX-2RIP-GRD	1	1	9090171024159	204	0,00
KIT-EX-2RIP-PQT	1	1	9090171018769	213	0,00
KIT-PQ40	1	100	9000595000004	71	11,00
KIT-SENSOR	10	20	9090171021028	62	43,00
KIT-STARTAC230	1	200	9090171019353	61	5,00
KIT-TV55	20	40	9090171021004	63	24,00
KIT-TV75	20	40	9090171021011	63	29,00
KLIRL	10	50	9090171011258	94	3,50
KLIRM	10	50	9090171011234	94	3,00
KLIRS	10	50	9090171011241	94	3,00
KLIRXL	10	50	9090171011319	94	5,50
KLIRXLD	10	50	9090171011326	94	5,50
KLISL	10	50	9090171011357	95	4,00
KLISL2	10	50	9090171011302	95	7,50
KLISM	10	50	9090171011272	95	3,50
KLISM2	10	50	9090171011296	95	7,00
KLISS	10	50	9090171011265	95	3,50
KLISS2	10	50	9090171011289	95	7,00
KLISXL	10	50	9090171011333	95	5,50
KLISXLD	10	50	9090171011340	95	5,50
KLR-AR	10	50	9014003050031	93	9,50
KLR-BI	10	50	9014003050017	93	8,50
KLR-CR	10	50	9014003050024	93	9,50
KLRCON-BI	10	50	9090171015089	93	12,00
KLRCON-NE	10	50	9090171015096	93	12,00
KLRFX-BI	10	50	9090171015133	93	14,00
KLRFX-BN	10	50	9090171015157	93	12,00
KLRFX-NE	10	50	9090171015140	93	14,00
KLRS-092700	1	25	9090171008050	51	9,50
KLRXL-BI	10	50	9090171015119	93	12,00
KLRXL-NE	10	50	9090171015126	93	12,00
KLS-AR	10	50	9014003050062	93	9,50
KLS-BI	10	50	9014003050048	93	8,00
KLS-CR	10	50	9014003050055	93	9,50
KLSCON-BI	10	50	9090171015102	93	12,00
KLSCON-NE	10	50	9090171015164	93	12,00
KPRAN-1818	1	20	9090171009064	69	19,00
KPRAN-1818-CAP	1	100	9090171013191	69	2,00
KPRAN-1818-CAPH	1	100	9090171013207	69	2,00
KPRAN-1818-CLIP	1	100	9090171013573	69	4,00
KPRAN-1818B	1	20	9090171018523	69	24,00
KPRAN-1818N	1	20	9090171018585	69	36,00
KPRCG-5314	1	20	9090171009163	68	57,50
KPRCG-5314-CAP	1	100	9090171013290	68	2,50
KPRCG-5314-CAPH	1	100	9090171013306	68	2,50
KPRI-2508	1	20	9090171009019	68	24,00
KPRI-2508-CAP	1	100	9090171013337	68	2,00
KPRI-2508-CAPH	1	100	9090171013344	68	2,00
KPRI-2508-CLIP	1	100	9090171013580	68	4,00
KPRI-2508B	1	20	9090171018530	68	32,50
KPRI-2508N	1	20	9090171018592	68	32,50
KPRS-1611	1	20	9090171009057	69	15,00
KPRS-1611-CAP	1	100	9090171013412	69	2,00
KPRS-1611-CAPH	1	100	9090171013429	69	2,00
KPRS-1611-CLIP	1	100	9090171013603	69	4,00
KPRS-1611B	1	20	9090171018547	69	20,50
KPRS-1611N	1	20	9090171018608	69	20,50
KPRS-1708	1	20	9090171008999	69	19,00
KPRS-1708-CAP	1	100	9090171013436	69	2,00
KPRS-1708-CAPH	1	100	9090171013443	69	2,00
KPRS-1708-CLIP	1	100	9090171013610	69	4,00
KPRS-1708B	1	20	9090171018516	69	21,50
KPRS-1708N	1	20	9090171018578	69	26,50
LLD3P-108040	1	1	9090171006223	137	228,00
LLDAL-108040	1	6	9090171006193	137	43,00
LLDBA-108040	1	6	9090171006179	137	43,00
LLDSE-108040	1	6	9090171006186	137	50,50
LR50-051430	6	24	9020051430060	48	4,50
LR50-051440	6	24	90		

	COD.	INNER pz	MASTER pz	EAN	PAG.	€
	LR80-152730	6	24	9020152730069	48	8,00
	LR80-152740	6	24	9090171002836	48	8,00
	LVT-159540	1	8	9090171010107	171	118,00
	LVT-409540	1	8	9090171022773	171	360,00
	LX110-061030	10	50	9090171001211	38	4,00
	LX110-061040	10	50	9090171002805	38	4,00
	LX110-061060	10	50	9090171001228	38	4,00
	LX110-081030	10	50	9090171001235	38	4,50
	LX110-081040	10	50	9090171010343	38	4,50
	LX110-081060	10	50	9090171001242	38	4,50
	LX110-091030	10	50	9090171022780	39	6,00
	LX110-091040	10	50	9090171022797	39	6,00
	LX110-091060	10	50	9090171022803	39	6,00
	LX38-061030	10	50	9090171001174	38	4,00
	LX38-061040	10	50	9090171002799	38	4,00
	LX38-061060	10	50	9090171001181	38	4,00
	LX38-081030	10	50	9090171001198	38	4,50
	LX38-081040	10	50	9090171010336	38	4,50
	LX38-081060	10	50	9090171001204	38	4,50
	LX60-065330	10	50	9090171001259	39	6,00
	LX60-065340	10	50	9090171010350	39	6,00
	LX60-065360	10	50	9090171001266	39	6,00
	LX60-085330	10	50	9090171001273	39	6,50
	LX60-085340	10	50	9090171010367	39	6,50
	LX60-085360	10	50	9090171001280	39	6,50
M	MISMA-061400	10	50	9090171016956	195	14,50
	MAGIC BOX	1	25	9090171017465	214	18,00
	MGRS-486010	1	6	9090171015973	58	79,00
	MS-066040	10	50	9090171007374	206	6,50
	MW-108040	1	20	9090171007107	205	28,00
NO	NE-030040	12	24	9090171007121	207	11,00
	ONHIG-061430	10	50	9021061430088	34	2,50
	ONHIG-061440	10	50	9090171002713	34	2,50
	ONHIG-061465	10	50	9090171002737	34	2,50
	ONHIG-062730	10	50	9021062730088	34	2,50
	ONHIG-062740	10	50	9090171002720	34	2,50
	ONHIG-062765	10	50	9090171002744	34	2,50
	ONHIG-081430	10	50	9090171007244	34	3,00
	ONHIG-081440	10	50	9090171007251	34	3,00
	ONHIG-081465	10	50	9090171008425	34	3,00
	ONHIG-082730	10	50	9090171007268	34	3,00
	ONHIG-082740	10	50	9090171007275	34	3,00
	ONHIG-082765	10	50	9090171008432	34	3,00
	ONM1-061430	10	50	9021061430095	35	2,50
	ONM1-061440	10	50	9090171002751	35	2,50
	ONM1-061465	10	50	9090171002768	35	2,50
	ONM1-081430	10	50	9090171002386	35	3,00
	ONM1-081440	10	50	9090171002393	35	3,00
	ONM1-081465	10	50	9090171008418	35	3,00
	ONM1C-061430	10	50	9021061430118	35	2,50
	ONM1C-061440	10	50	9090171002775	35	2,50
	ONM1C-061465	10	50	9090171002782	35	2,50
	OSOB-1411900	1	12	9090171022094	125	21,50
	OSOBs-1411900	1	12	9090171022100	125	41,00
	OSON-1411900	1	12	9090171022117	125	21,50
	OSONS-1411900	1	12	9090171022124	125	41,00
	OSTOB-1421500	1	12	9090171022131	125	26,50
	OSTOBP-1421500	1	12	9090171022148	125	29,00
	OSTOBPS-1421500	1	12	9090171022155	125	48,00
	OSTOBS-1421500	1	12	9090171022162	125	43,00
	OSTON-1421500	1	12	9090171022179	125	26,50
	OSTONP-1421500	1	12	9090171022186	125	29,00
	OSTONPS-1421500	1	12	9090171022193	125	48,00
	OSTONS-1421500	1	12	9090171022209	125	43,00
P	PACBI-101630	1	20	9090171018431	127	40,50
	PACBI-101640	1	20	9090171018448	127	40,50
	PACGR-101630	1	20	9090171018493	127	40,50
	PACGR-101640	1	20	9090171018509	127	40,50
	PARBI-101730	1	20	9090171018394	127	36,00
	PARBI-101740	1	20	9090171018400	127	36,00
	PARGR-101730	1	20	9090171018455	127	36,00
	PARGR-101740	1	20	9090171018462	127	36,00
	PASBI-101630	1	20	9090171018417	127	38,00
	PASBI-101640	1	20	9090171018424	127	38,00
	PASGR-101630	1	20	9090171018479	127	38,00
	PASGR-101640	1	20	9090171018486	127	38,00
	PIASTRINA G E27	1	1	9019071027022	214	2,50
	PIASTRINA P E14	1	1	9019071014015	214	2,50
	PIASTRINA P E27	1	1	9019071027015	214	2,50
	PIXYCOB-020430	12	96	9090171016482	42	5,00
	PIXYCOB-020440	12	96	9090171016499	42	5,00
	PIXYCOB-020464	12	96	9090171016505	42	5,00
	PIXYCOB-040930	12	96	9090171016512	43	6,50
	PIXYCOB-040940	12	96	9090171016529	43	6,50
	PIXYCOB-040964	12	96	9090171016536	43	6,50
	PIXYDIM-450930	12	96	9090171018004	44	7,50
	PIXYDIM-450940	12	96	9090171018011	44	7,50
	PIXYDIM-450960	12	96	9090171018028	44	7,50
	PIXYDIM-450930	12	96	9090171018035	44	8,50
	PIXYDIM-450940	12	96	9090171018042	44	8,50
	PIXYDIM-450960	12	96	9090171018059	44	8,50
	PIXYFULL-030430	12	96	9090171000283	42	6,00
	PIXYFULL-030440	12	96	9090171016666	42	6,00

	COD.	INNER pz	MASTER pz	EAN	PAG.	€
	PIXYFULL-030464	12	96	9090171016673	42	6,00
	PIXYFULL-030930	12	96	9021030930076	43	4,50
	PIXYFULL-030940	12	96	9090171009972	43	4,50
	PIXYFULL-030964	12	96	9090171004687	43	4,50
	PIXYFULL-040930	12	96	9090171000290	43	5,50
	PIXYFULL-040940	12	96	9090171010930	43	5,50
	PIXYFULL-040964	12	96	9090171010947	43	5,50
	PIXYFULL-050930	12	96	9090171016574	43	6,00
	PIXYFULL-050940	12	96	9090171016581	43	6,00
	PIXYFULL-050964	12	96	9090171016598	43	6,00
	PIXYFULL-080930	12	96	9090171016604	43	8,50
	PIXYFULL-080940	12	96	9090171016611	43	8,50
	PIXYFULL-080964	12	96	9090171016628	43	8,50
	PIXYFULL-450430	12	96	9090171016543	42	7,00
	PIXYFULL-450440	12	96	9090171016550	42	7,00
	PIXYFULL-450464	12	96	9090171016567	42	7,00
	PIXYPLT-020430	12	96	9021020430074	42	5,00
	PLGU10	10	1000	9090171011630	94	1,00
	PLGU53	10	1000	9090171011647	94	1,00
	PNY-030040	12	48	9090171010244	205	8,50
	PQ-038530	6	24	9090171003154	81	11,00
	PQ-038540	6	24	9090171010503	81	11,00
	PQ-061230	6	24	9090171003161	81	13,00
	PQ-061240	6	24	9090171010510	81	13,00
	PQ-091430	6	24	9090171003178	81	15,50
	PQ-091440	6	24	9090171010527	81	15,50
	PQ-121730	6	24	9020121730106	81	18,00
	PQ-121740	6	24	9020121740105	81	18,00
	PQ-182230	6	24	9020182230102	81	20,50
	PQ-182240	6	24	9020182240101	81	20,50
	PQ-243030	6	12	9090171005424	81	32,50
	PQ-243040	6	12	9090171003116	81	32,50
	PQP-182230	6	24	9090171016451	121	29,00
	PQP-182240	6	24	9090171003079	121	29,00
	PQP-243030	6	12	9090171016468	121	35,00
	PQP-243040	6	12	9090171003093	121	35,00
	PRCN-1611N	1	20	9090171019278	69	11,00
	PRCN-1708N	1	20	9090171019247	69	12,00
	PRCN-1818N	1	20	9090171019254	69	11,00
	PRCN-2508N	1	20	9090171019261	68	12,00
	PRCO-1611	1	20	9090171012071	69	5,00
	PRCO-1708	1	20	9090171012095	69	5,00
	PRCO-1818	1	20	9090171012101	69	5,00
	PRCO-2508	1	20	9090171012088	68	5,00
	PRCO-5314	1	20	9090171012118	68	6,00
	PRCV-1708	1	20	9090171009002	69	5,50
	PRCV-1818	1	20	9090171009071	69	5,50
	PRCV-2508	1	20	9090171009026	68	4,00
	PRM-306040	1	10	9090171020847	73	33,00
	PRM-501240	1	10	9090171020854	73	43,00
	PRM-701540	1	10	9090171020861	73	55,00
	PROM-1001640	1	10	9090171023206	149	48,50
	PROM-2002340	1	5	9090171023213	149	69,00
	PROM-3002340	1	5	9090171023220	149	108,00
	PROM-4002940	1	5	9090171023237	149	155,00
	PROM-5002940	1	5	9090171023244	149	196,00
	PT-038530	6	24	9090171003123	80	9,50
	PT-038540	6	24	9090171010473	80	9,50
	PT-061230	6	24	9090171003130	80	12,00
	PT-061240	6	24	9090171010480	80	12,00
	PT-091430	6	24	9090171003147	80	14,00
	PT-091440	6	24	9090171010497	80	14,00
	PT-121730	6	24	9020121730007	80	15,50
	PT-121740	6	24	9020121740006	80	15,50
	PT-182230	6	24	9020182230003	80	20,50
	PT-182240	6	24	9020182240002	80	20,50
	PT-243030	6	12	9090171005431	80	30,00
	PT-243040	6	12	9090171003109	80	30,00
	PTOBI-209500	1	24	9090171019971	175	32,50
	PTOBI-309500	1	24	9090171019988	175	39,50
	PTOBI-409500	1	12	9090171019995	175	51,50
	PTOCO-209500	1	24	9090171020038	175	32,50
	PTOCO-309500	1	24	9090171020045	175	39,50
	PTOCO-409500	1	12	9090171020052	175	51,50
	PTOCOS-309500	1	24	9090171023145	175	44,50
	PTOCOS-509500	1	24	9090171023152	175	57,50
	PTONE-209500	1	24	9090171020007	175	32,50

COD.	INNER pz	MASTER pz	EAN	PAG.	€
RBLVT	1	1	9090171007633	171	43,00
RBLVT40	1	1	9090171022896	171	156,00
RBPRM-100	1	1	9090171023268	149	11,00
RBPRM-200	1	1	9090171023275	149	18,00
RBPRM-300	1	1	9090171023282	149	35,00
RBPRM-400	1	1	9090171023299	149	49,00
RBPRM-500	1	1	9090171024104	149	69,00
RBSUNXL-20	1	100	9090171023688	169	45,00
RBW-109510	1	16	9090171015348	181	32,50
RBW-509510	1	12	9090171015355	181	65,00
RC-SPD	6	100	9090171001433	70	4,00
RDAC100-24	1	50	9020610024006	66	29,00
RDAC100-2467	1	30	9090171013023	66	57,50
RDAC100-2467D	1	30	9090171013122	66	119,00
RDAC120-24	1	50	9090171000863	66	31,00
RDAC150-24	1	50	9090171000870	66	33,50
RDAC150-2467D	1	15	9090171013139	66	137,00
RDAC200-2467	1	100	9090171013030	66	86,50
RDAC250-2467D	1	15	9090171013146	66	170,50
RDAC300-2467	1	100	9090171013047	66	115,00
RDAC35-24	1	100	9090171000849	66	15,50
RDAC50-2467	1	50	9090171013016	66	36,00
RDAC60-24	1	100	9090171000856	66	21,50
RDAC60-2467D	1	20	9090171013115	66	74,50
RDPQ18	1	250	9090171005301	120	9,50
RDPQ24	1	100	9090171007886	120	11,00
RFL100	1	40	9090171018370	209	5,00
RSLLD	1	100	9091710077940	137	15,50
RVBI-E27	1	6	9090171018189	141	57,50
RVCO-E27	1	6	9090171018202	141	57,50
RVGR-E27	1	6	9090171018219	141	57,50
RVNE-E27	1	6	9090171018196	141	57,50
RW-1008540	1	4	9090171008500	186	89,00
RW-1508540	1	4	9090171022964	186	108,00
RW-2008540	1	4	9090171022971	186	145,00
RW-308540	1	4	9090171008470	186	44,00
RW-508540	1	4	9090171008487	186	55,00
RW-708540	1	4	9090171008494	186	69,00
RWT2-1008540	1	2	9090171014556	187	113,00
RWT2-608540	1	2	9090171014549	187	89,00
S SCKSMA	25	50	9090171012491	201	31,00
SLAR111-124030	10	50	8059617675356	50	15,50
SLAR111-124040	10	50	9090171017045	50	15,50
SLDS-042240	6	24	9090171007381	207	15,50
SLY-030040	12	48	9090171010251	205	15,00
SML-1009040	1	5	9090171021141	177	38,50
SML-109040	1	24	9090171021097	177	8,50
SML-1509040	1	5	9090171021158	177	59,00
SML-2009040	1	5	9090171021165	177	77,00
SML-209040	1	24	9090171021103	177	13,00
SML-309040	1	12	9090171021110	177	15,50
SML-509040	1	6	9090171021127	177	21,50
SML-759040	1	6	9090171021134	177	29,00
SMLS-109040	1	24	9090171021936	177	21,50
SMLS-209040	1	24	9090171021943	177	26,50
SMLS-309040	1	12	9090171021950	177	29,00
SMLS-509040	1	6	9090171021967	177	36,00
SMO-162240	1	20	9090171015492	129	16,50
SMO-242740	1	20	9090171015485	129	24,00
SMON-162240	1	20	9090171015904	129	16,50
SMON-242740	1	20	9090171015911	129	24,00
SMR-161740	1	20	9090171015515	129	16,50
SMR-242240	1	20	9090171015508	129	24,00
SMRN-161740	1	20	9090171015928	129	16,50
SMRN-242240	1	20	9090171015935	129	24,00
SMS-161540	1	20	9090171015539	129	16,50
SMS-242240	1	20	9090171015522	129	24,00
SMSN-161540	1	20	9090171015942	129	16,50
SMSN-242240	1	20	9090171015959	129	24,00
SPD-043000	6	24	9090171023893	70	13,00
SPD-043030	6	24	9090171000702	70	13,00
SPD-043040	6	24	9022043040004	70	13,00
SPD-086000	6	24	9090171023909	70	17,50
SPD-086030	6	24	9090171000719	70	17,50
SPD-086040	6	24	9022108604004	70	17,50
SPD-109030	6	24	9090171000689	70	20,50
SPD-109040	6	24	9022109040009	70	20,50
SPD-141230	6	24	9090171000696	70	23,00
SPD-141240	6	24	9022114124008	70	23,00
SPD-181500	6	24	9090171023916	70	35,00
SPD-181540	6	24	9022118154001	70	35,00
SPF-091100	10	40	9090171011081	83	19,00
SPF-141400	10	40	9090171011098	83	26,50
SPF-171700	10	40	9090171011104	83	35,00
SPF-252400	10	20	9090171011111	83	48,00
SPFRSMA-121400	10	20	9090171012514	199	60,00
SPFRSMA-181900	10	20	9090171012521	199	77,00
SPFRSMA-181900	10	20	9090171012422	199	55,00
SPFRSMA-241900	10	20	9090171012439	199	54,00
SPL65-186040	1	25	9090171013788	72	20,50
SPL65-241240	1	25	9090171013795	72	25,00
SPL65-361540	1	25	9090171013801	72	33,50
SPPR-106040	1	10	9090171012538	74	24,00

COD.	INNER pz	MASTER pz	EAN	PAG.	€
SPPR-181240	1	10	9090171012545	74	31,00
SPPR-361240	1	10	9090171012552	74	45,50
SPPR-481540	1	6	9090171012569	74	57,50
SPPRV-106000	1	10	9090171022407	75	14,00
SPPRV-181200	1	10	9090171022414	75	19,00
SPPRV-206000	1	10	9090171022438	75	16,50
SPPRV-241500	1	6	9090171022421	75	26,50
SPPRV-361200	1	10	9090171012576	75	25,00
SPPRV-481500	1	6	9090171012583	75	34,00
SRSBT-203640	1	20	9090171019766	179	29,00
SRSBT-303640	1	20	9090171019773	179	38,50
SRSBT-503640	1	20	9090171019780	179	69,50
SRSOL-1009040	1	5	9090171020403	153	96,00
SRSOL-2009040	1	5	9090171020410	153	132,00
SRSOL-509040	1	10	9090171020397	153	74,50
STAND50	1	5	9090171007343	189	26,50
STB-186030	1	6	9090171001501	71	26,50
STB-186040	1	6	9090171001518	71	26,50
STB-361230	1	6	9090171001525	71	38,50
STB-361240	6	24	9090171001532	71	38,50
STB-451530	1	6	9090171001587	71	48,00
STB-451540	1	6	9090171001594	71	48,00
STB-601540	1	6	9090171019285	71	77,00
STEPS-041230	6	48	9090171023183	165	16,50
STEPS-041240	6	48	9090171023190	165	16,50
SUN-051100	1	6	9090171022681	167	72,00
SUN-056000	1	4	9090171022674	167	96,00
SUN-BASE	1	50	9090171022728	167	11,00
SUN-POLE25	1	50	9090171022704	167	17,00
SUN-SPK	1	50	9090171022711	167	11,00
SUN-WALL	1	10	9090171022698	167	23,00
SUNXL-204030	1	1	9090171023367	169	178,00
SUNXL-204040	1	1	9090171023374	169	178,00
SWSMA-1	1	4	9090171012460	200	50,50
SWSMA-2	1	4	9090171012477	200	54,00
SWSMA-3	1	4	9090171012484	200	62,50
T TMY-062540	10	50	9090171007367	206	6,50
TR-1411830BL	6	24	9090171022261	45	17,50
TR-1411840BL	6	24	9090171022278	45	17,50
TRCOB-047830	6	24	9090171022735	45	11,00
TRCOB-047830BL	6	24	9090171022742	45	12,00
TRCOB-047840	6	24	9090171022759	45	11,00
TRCOB-047840BL	6	24	9090171022766	45	12,00
TRCOB-057830BL	6	24	9090171017731	45	12,00
TRCOB-057840	6	24	9090171017748	45	12,00
TRCOB-0811830	6	24	9090171021691	45	15,00
TRCOB-0811830BL	6	24	9090171022377	45	15,50
TRCOB-0811840	6	24	9090171022834	45	15,00
TRCOB-0811840BL	6	24	9090171022384	45	15,50
TRD-1411830BL	6	24	9090171022247	45	19,50
TRD-1411840BL	6	24	9090171022254	45	19,50
TRIPDD160	1	6	9090171007091	189	36,00
TRS-057830BL	6	24	9090171009941	45	8,50
TRS-0811830BL	6	24	9090171009958	45	12,00
UDRBI-1010	1	12	9090171020144	139	53,00
UDRBI-1010	1	12	9090171020168	139	53,00
UDRGR-1010	1	12	9090171020175	139	53,00
UDRNE-1010	1	12	9090171020151	139	53,00
UDSBI-1010	1	12	9090171020106	139	53,00
UDSBI-2012	1	12	9090171020069	139	86,50
UDSCO-1010	1	12	9090171020120	139	53,00
UDSCO-2012	1	12	9090171020083	139	86,50
UDSGR-1010	1	12	9090171020137	139	53,00
UDSGR-2012	1	12	9090171020090	139	86,50
UDSNE-1010	1	12	9090171020113	139	53,00
UDSNE-2012	1	12	9090171020076	139	86,50
V VTV-052427	50	200	9090171012163	50	2,00
X XT-FC	1	200	9090171017472	214	1,00

CONDIZIONI GENERALI DI VENDITA

GENERALITÀ

Le condizioni generali di vendita, qui di seguito riportate, si intendono valide per qualsiasi ordine pervenuto alla ns. Azienda e costituiscono parte essenziale di ciascun ordine. Eventuali modifiche alle presenti clausole nonché eventuali condizioni particolari dovranno essere espressamente concordate per iscritto.

ORDINI

Le ordinazioni acquisite dalla nostra organizzazione di vendita sono soggette all'approvazione della ns. Azienda. Non si accettano ordini d'importo inferiore a € 500,00 + IVA. Ordini pervenuti con quantità inferiori agli standard indicati a listino, saranno automaticamente arrotondati all'imbello minimo, altrimenti non potranno essere gestiti.

TRASPORTO

La merce viaggia a rischio e pericolo del Committente il quale, nel proprio interesse, deve verificare, prima del ritiro, l'integrità dei colli e la quantità della merce ricevuta. Eventuali reclami dovranno essere avanzati direttamente al vettore al momento della consegna e comunicati anche alla ns. Azienda, come indicato al capitolo "Reclami".

CONSEGNE

I termini di consegna hanno carattere puramente indicativo e non hanno valore contrattuale. La spedizione viene effettuata unicamente con ns. corrieri convenzionati. La consegna si intende effettuata nel momento in cui la merce viene conferita al vettore. La consegna della merce con procedure d'urgenza e/o sponda idraulica, verrà effettuata solamente previa accettazione da parte dell'acquirente del costo aggiuntivo relativo al servizio richiesto. All'atto della consegna l'acquirente si impegna a verificare immediatamente e in presenza del vettore la conformità quantitativa e l'integrità dei colli inviati rispetto al D.D.T. e al packing-list, anche per consegne con pallets filmati.

GARANZIA

La ns. Azienda garantisce che i prodotti sono esenti da vizi o difetti di fabbricazione per un periodo di 2 anni decorrente dalla data di consegna dei medesimi al Cliente. La garanzia non opererà con riferimento a quei prodotti i cui difetti sono dovuti a:

- I** Danni causati durante il trasporto; (ad eccezione di quanto indicato al capitolo "Reclami").
- II** Lampade che presentino rotture di vetri (ad eccezione di quanto indicato al capitolo "Reclami").
- III** Un uso negligente o improprio degli stessi;
- IV** Inosservanza delle istruzioni della ns. Azienda riguardanti il funzionamento, manutenzione e conservazione dei prodotti;
- V** Riparazioni o modifiche apportate dal Cliente o da soggetti terzi senza la previa autorizzazione scritta della ns. Azienda.
- VI** In ogni caso il Cliente non potrà far valere i diritti di garanzia verso la ns. Azienda, se il prezzo dei Prodotti non sia stato corrisposto alle condizioni e nei termini pattuiti, anche nel caso in cui la mancata corresponsione del prezzo alle condizioni e nei termini pattuiti si riferisca a prodotti diversi da quelli per i quali il Cliente intende far valere la garanzia. La ns. Azienda non riconosce alcuna garanzia circa la conformità dei prodotti alle norme e ai regolamenti di Paesi che non rientrano o non appartengono all'Unione Europea.

RECLAMI

A condizione che il reclamo del Cliente sia coperto dalla garanzia e notificato nei termini sotto indicati, la ns. Azienda si impegnerà, a sua discrezione, a sostituire o riparare ciascun prodotto o le parti di questo che presentino vizi o difetti. Eventuali reclami devono essere inviati per iscritto alla ns. Azienda entro 8 giorni dal ricevimento della merce. Per reclami relativi a differenze quantitative o per colli danneggiati, o per rotture di vetri delle lampade, dovranno essere evidenziati sia nel D.D.T. che nella lettera di vettura del corriere, pena la non ns. accettazione del reclamo. Non sarà accettato nessun reclamo se non esclusivamente operato nel modo sopraindicato.

RESI MERCE

Eventuali prodotti difettosi potranno essere resi esclusivamente previa ns. autorizzazione, con le modalità che Vi saranno comunicate dall'ufficio contestazioni al momento della richiesta di reso. Previa iniziale valutazione telefonica, o eventuale ns. intervento diretto per la prima verifica, seguiranno istruzioni da parte della ns. Azienda per effettuare il reso. I resi autorizzati dovranno essere inviati ai magazzini, corredati di regolare D.D.T. e dei relativi estremi d'acquisto. Prodotti che hanno subito un utilizzo, anche parziale, non possono essere considerati difettosi; in questo caso si valuterà la convenienza della sostituzione del componente danneggiato, con spese a carico dell'acquirente. Si precisa che con il termine "materiale difettoso" è inteso qualsiasi prodotto che non abbia subito alcun utilizzo e che presenti evidenti anomalie di fabbricazione e/o di funzionamento. Non rientrano nel campo dei difettosi le lampade che presentano rotture di vetri. Altri prodotti potranno essere resi esclusivamente previa ns. autorizzazione, in porto franco, con le modalità che Vi saranno comunicate dall'ufficio contestazioni al momento della richiesta di reso ed accreditati al prezzo di acquisto dedotto un minimo del 10% per le spese di controllo, rimborso e riposizionamento a magazzino. Non potranno essere prese in considerazione richieste di resi di materiale la cui consegna risalga a più di 24 mesi prima della richiesta di restituzione, ed inoltre per articoli non presenti nell'attuale listino.

PAGAMENTI

I pagamenti devono essere eseguiti alla ns. Azienda, alla scadenza stabilita e per l'importo pattuito, ed indirizzati unicamente alla ns. sede amministrativa. In caso di ritardo del pagamento delle scadenze, anche parziale, oltre i termini concordati, l'Azienda si riserva la facoltà a sospendere successivi invii di merce. Saranno conteggiati gli interessi bancari per il ritardo sul pagamento concordato, secondo le modalità di legge in vigore.

PROPRIETÀ DELLA MERCE

La ns. Azienda rimane proprietaria della merce fino al completo pagamento della stessa da parte del Committente.

MISURE E DISEGNI

Le indicazioni di misure e disegni riguardanti la costruzione dei prodotti, le dimensioni, le caratteristiche tecniche e/o fotometriche, presenti su qualsiasi pubblicazione della ns. Azienda, sono da intendersi a puro titolo informativo e possono essere soggette a modifiche senza alcun preavviso. Per informazioni aggiornate sui prodotti, visitare il sito: www.century-italia.com.

RESPONSABILITÀ

I prodotti devono essere utilizzati e/o installati nel rispetto delle loro caratteristiche tecniche e delle istruzioni indicate, in osservanza delle disposizioni di sicurezza esistenti nel paese di utilizzo e/o d'installazione. La ns. Azienda declina ogni responsabilità per eventuali danni che possono, direttamente o indirettamente, derivare a persone, cose ed animali domestici, in conseguenza della mancata osservanza di tutte le prescrizioni indicate sui prodotti e/o sulle istruzioni per l'uso e/o per installazione. La ns. Azienda declina inoltre ogni responsabilità, qualora i prodotti fossero utilizzati per applicazioni speciali, o installati in posizioni per le quali si richiedesse l'ausilio di ponteggi, trabatelli o gru; non sono pertanto imputabili alla ns. Azienda costi di disinstallazione o sostituzione, in caso di eventuali difettosità dei prodotti.

PROPRIETÀ INTELLETTUALE

La ns. Azienda si riserva i diritti, il titolo e la proprietà intellettuale su documenti, disegni, fotografie e schede fornite al Cliente. Il Cliente non potrà utilizzare tale documentazione, senza previa autorizzazione scritta della ns. Azienda, per la realizzazione di propri cataloghi, volantini promozionali, siti web o qualunque altro mezzo divulgativo e/o pubblicitario.

FORO COMPETENTE

Per ogni controversia che dovesse sorgere tra la ns. Azienda ed il Committente, si intende eletto Foro competente quello della Ditta Venditrice.

GENERAL TERMS OF SALE

GENERAL INFORMATION

The general terms of sale below are valid for any order received from our Company and they are an essential part of each order. Any change to these clauses and any particular condition must be expressly agreed in writing.

ORDERS

Orders acquired by our sale team are subject to our Company approval. Orders received with quantities less than the listed standards will be automatically rounded to the minimum packaging, otherwise they will not be managed.

TRANSPORTATION

The goods travel is at Client risk. It's in his own interest to check, before withdrawal, the integrity of packages and quantity of received goods. Any complaint must be made directly to the carrier at delivery time and communicated to our Company, as stated in the chapter "Complaints".

DELIVERY

The terms of delivery are purely indicative and have no contractual value. The shipment is carried out only with our trusted couriers. The delivery is intended to be made at the time the goods are delivered to the carrier. The delivery of the goods with emergency procedures and/or hydraulic bank, will be carried out only after acceptance by the Client of the additional cost related to the requested service. At delivery time, the Client undertakes to check immediately the quantitative compliance and integrity of the received packages as mentioned on Transport Document and the packing-list, even for deliveries with filmed pallets.

WARRANTY

Our Company guarantees that the products are free of manufacturing defects for a period of 2 years from the date of delivery to the Client. The warranty will not cover products whose defects are due to:

- I** Damage caused during transport; [except what is described in the "Complaints" chapter].
- II** Lamps with broken glass [except what is described in the "Complaints" chapter].
- III** A negligent or improper use;
- IV** Non-compliance with the instructions of our Company regarding the use, maintenance and preservation of products;
- V** Repairs or changes made by the Client or third parties without the prior written permission of our Company.
- VI** In any case, the Client will not be able to claim the warranty rights to our Company if the price of the products has not been paid under the agreed terms and conditions, even if the non-payment refers to products different from those for which the Client intends to make guarantee. Our Company does not recognize any guarantee regarding products compliance with the rules and regulations of countries not belonging to the European Union.

COMPLAINTS

As long as the Client complaint is covered by the warranty and notified in the below terms, our Company will undertake at its discretion to replace or repair each defective product or component. Any written complaint must be received by our Company within 8 days from delivery. Complaints about quantitative differences or damaged packages, or for broken lamps, should be highlighted on the Transport Document and the courier's letter. Any other way will be not accepted.

RETURNS

All defective products can be returned after our permission only. Naturally it is necessary a first evaluation or check, then instructions from our Company to make the return will follow. Authorized returns must be sent to our warehouses with Transport Document and related purchase details. Products that have been used, even partially, cannot be considered defective; in this case, the convenience of replacing the damaged component will be evaluated, at Client cost. It should be noted that the term "defective" means any product that has not been used and has obvious manufacturing and/or operating anomalies. Broken glass lamps do not fall within the field of defectiveness. Other products can be returned by our permission only, freight prepaid, as communicated by the claim's office at the time of the request. The price paid for the product will be refunded except 10 % charged for control, repackaging and repositioning in stock. Requests for returns of goods delivered more than 24 months before the claim will not be considered.

PAYMENTS

Payments must be made to our Company at the fixed deadline for the agreed amount and addressed only to our administrative headquarters. In the event of a delay in the payment, even partial, beyond the agreed deadlines, the Company reserves the right to suspend subsequent deliveries of goods. Bank fee will be counted for the delay on the agreed payment according to the current legal arrangements.

PROPERTY OF GOODS

Our Company remains the owner of the goods until the Customer pays for them in full.

SIZES AND DESIGNS

Technical drawings related to the construction of products, dimensions, technical and/or photometric characteristics on any publication of our Company, have to be understood as informational and may be subject to change without any notice. For the latest product information, visit: www.century-italia.com.

RESPONSIBILITY

The products must be used and/or installed in accordance with their technical characteristics and instructions, in accordance with the safety regulation in the country of use and/or installation. Our Company disclaims any liability for any damage that may, directly or indirectly, result from people, things and pets, as a result of non-compliance with all the requirements stated on the products and/or instructions for use and/or for installation. Our Company also disclaims any responsibility if the products are used for special applications, or installed in locations for which scaffolding, beams or cranes are required; costs of uninstallation or replacement, in case of any product defect, are therefore not charged by our Company.

INTELLECTUAL PROPERTY

Our Company reserves the rights, title and intellectual property on documents, drawings, photographs and datasheets provided to the Client. The Client can't use this documentation – without prior written permission from our Company – for the creation of its own catalogues, promotional flyers, websites or any other means of dissemination and/or advertising.

PLACE OF JURISDICTION

For every dispute that arises between our Company and the Client, the place of jurisdiction is intended to be the Seller's one.

CENTURY® CONSUMER 2024

Century Italia Srl

Strada Tor Tre Ponti, 68
04100 Latina (LT), Italy

Tel. +39 0773 24 27 08
Fax +39 0773 24 27 09
info@century-italia.com
www.century-italia.com

Made by
Century Italia

Art Direction
Riccardo Loggia

Graphic Design and Photo Editing
Giammarco Alfio Formiconi
Marzio Termine
Chiara Berti

Technical Supervision
Manuel Miserina
Roberto De Marco
Claudio Poponessi

Printed in Italy
August 2023



Il presente documento potrebbe includere inesattezze tecniche o errori tipografici che verranno corretti a esclusiva discrezione di CENTURY® non appena rilevati. CENTURY® si riserva inoltre il diritto di variare i contenuti del catalogo in qualsiasi momento, senza preavviso. Con la tecnologia attuale non è possibile mostrare l'esatta qualità delle immagini dei prodotti come nella realtà. Le immagini presentate pertanto sono solo a scopo illustrativo e per finalità promozionali.

Tutti i contenuti presenti su questo documento, nonché il design dello stesso, appartengono unicamente a CENTURY® e sono protetti dalla normativa dettata in materia di tutela della proprietà intellettuale e del diritto d'autore. È pertanto vietato modificare, copiare, riprodurre, distribuire, trasmettere o diffondere senza autorizzazione ogni suo contenuto.

This document may include technical inaccuracies or typographical errors which will be corrected exclusively by CENTURY® as soon as detected. CENTURY® also reserves the right to change the contents of the catalog at a time, without notice. With current technology it is not possible to show the exact image quality of the products as in reality. The images presented are therefore for illustrative and promotional purposes only.

All the contents present on this same document, as well as the document by the same author, or individually to associated companies and are governed by the legislation on the protection of intellectual property and copyright. It is therefore forbidden to modify, reproduce, transmit or release any of its contents without authorization.



CENTURY ITALIA S.R.L.

Strada Tor Tre Ponti, 68 - 04100 - Latina (Lt) - Italy
Tel. +39 0773 24 27 08 - +39 0773 24 47 68 - Fax +39 0773 24 27 09
www.century-italia.com - info@century-italia.com



XCL-CONZ4