

TOLEDO CANDLE

ToLEDo Candle V7 470LM 840 E14 SL

0029610



Product features

- Compact and elegant design
- Suitable replacement for halogen, incandescent and compact fluorescent candle lamps
- Instant light at the flick of a switch
- Uniform light distribution
- Good colour rendering (CRI 80)
- Perfect for hotels, restaurants, lobbies, corridors, stairwells, reception areas
- Lower maintenance costs
- 15,000 hours average rated life



PRODUCT OVERVIEW

| | |
|---------------------------------|--|
| Product name | ToLEDo Candle V7 470LM 840 E14 SL |
| Technology | LED |
| Watt (Rated) (W) | 4.5 |
| Type | LED exchangeable |
| Cap/Base | E14 |
| Fixture rating | Open |
| General application | Education, Hospitality, Residential & Consumer |
| ETIM Class | EC001959 |
| E-number FI | 4740999 |
| Warranty | 3 years |
| Luminous flux (lm) | 470 |
| Colour temperature (K) | 4000 |
| Light colour | Cool White |
| CRI (Ra) | 80 |
| Colour Variation Initial (SDCM) | SDCM6 |
| Photobiological Risk Group | RG0 |

TOLEDO CANDLE

ToLEDo Candle V7 470LM 840 E14 SL

0029610

| | |
|----------------------------|---------------|
| Wattage (W) | 4.5 |
| Product Voltage (V) | 230 |
| Dimmable | No |
| Average life (Nominal) (h) | 15000 |
| Product EAN number | 5410288296104 |

DATA TABLE

General data

| | |
|---|--|
| Product name | ToLEDo Candle V7 470LM 840 E14 SL |
| Technology | LED |
| Watt (Rated) (W) | 4.5 |
| Type | LED exchangeable |
| Cap/Base | E14 |
| Fixture rating | Open |
| General application | Education, Hospitality, Residential & Consumer |
| Operating temperature range (°C) | -20°C...+40°C |
| Performance ambient temperature Tq (°C) | 25 |
| ETIM Class | EC001959 |
| E-number FI | 4740999 |
| Warranty | 3 years |

Optical data

| | |
|--|------------|
| Luminous flux (lm) | 470 |
| Luminous flux (Rated) (lm) | 470 |
| Colour temperature (K) | 4000 |
| Light colour | Cool White |
| CRI (Ra) | 80 |
| Colour Variation Initial (SDCM) | SDCM6 |
| Photobiological Risk Group | RG0 |
| Lumen maintenance at end of nominal life (%) | 70 |

Electrical data

| | |
|---|---------|
| Wattage (W) | 4.5 |
| Equivalent watt (W) | 40 |
| Product Voltage (V) | 230 |
| Control gear required | No |
| No. Of switching cycles before premature failures | >100000 |
| Transformer required | No |
| Dimmable | No |
| Inrush Current (A) | 2.4 |
| Inrush Duration (µs) | 420 |
| Lamp Energy Label (class) | F |
| Nominal Frequency (Hz) | 50/60Hz |
| Max. Luminaires per 16A C Breaker | 67 |
| Max. Luminaires per 16A B Breaker | 33 |

TOLEDO CANDLE

ToLEDo Candle V7 470LM 840 E14 SL
0029610

Lifetime data

| | |
|----------------------------|-------|
| Lifespan L70 B50 | 15000 |
| Average life (Nominal) (h) | 15000 |
| Average life (Rated) (h) | 15000 |

Physical data

| | |
|-------------------------------|-------|
| Nominal Product Length (mm) | 104 |
| Nominal Product Diameter (mm) | 35 |
| Weight (kg) | 0.028 |

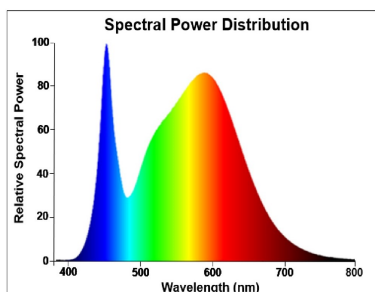
Packaging

| | |
|---------------------------------------|----------------|
| Single packaging type | Carton |
| Product EAN number | 5410288296104 |
| Packaging single length / height (cm) | 11.0 |
| Packaging single width (cm) | 4.5 |
| Packaging single depth (cm) | 4.5 |
| DUN14 (outer) | 15410288296101 |
| Units per outer package | 6 |
| Packaging outer length / height (cm) | 14.3 |
| Packaging outer width (cm) | 9.7 |
| Packaging outer depth (cm) | 11.7 |

Safety data

| | |
|-------------------------------------|--|
| Optimal operating condition (°C) | -20-40 |
| Breakage cleaning instructions | Not applicable |
| Special purpose lamp | No |
| Dry applications use only | Yes |
| Suitable for household illumination | Yes |
| Safety message | Not Suitable for totally enclosed fixtures |

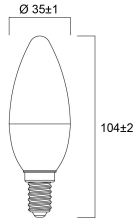
PHOTOMETRY




TECHNICAL DRAWINGS

TOLEDO CANDLE

ToLEDo Candle V7 470LM 840 E14 SL
0029610



0029610



5
kWh/1000h



2019/2015


SYLVANIA

TOLEDO CANDLE

ToLEDo Candle V7 470LM 840 E14 SL
0029610



0029610



5
kWh/1000h



2019/2015