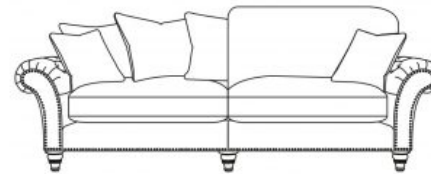


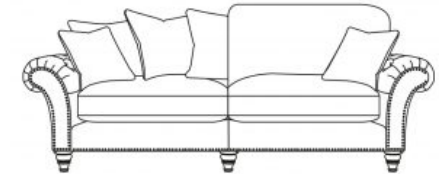


INVERURIE
Andersons

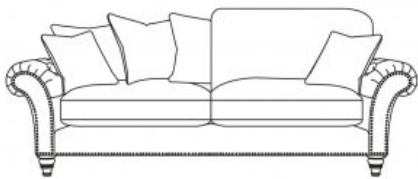
CHARTWELL



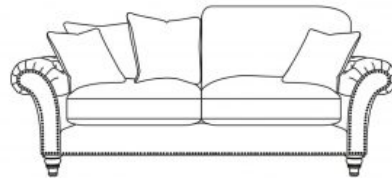
GRAND SPLIT W265 H101 D101CM



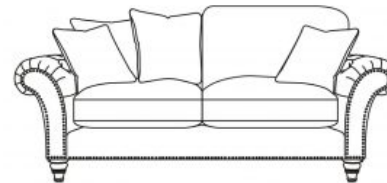
EXTRA LARGE SPLIT W243 H101 D101CM



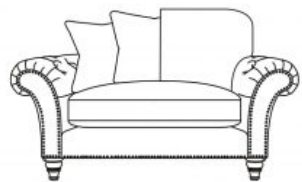
EXTRA LARGE W243 H101 D101CM



LARGE W223 H101 D101CM



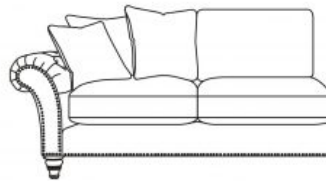
MEDIUM W203 H101 D101CM



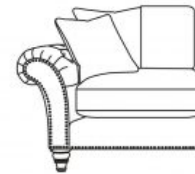
LOVESEAT W170 H101 D101CM



CURVED CORNER W145 H101 D145CM



2 SEATER 1 ARM W207 H101 D104CM



1 SEATER 1 ARM W123 H101 D104CM

OPTIONS:

Available as standard & scatter back.

Available studded & non-studded (non-studded as standard)

Scatter Back Configuration:

Grand split, Extra Large Split & Extra Large x 5,

Large & Medium x 4,

Loveseat x 3,

2 Seat 1 Arm x 4,

1 seat 1 arm x 3,

Curved Corner x 3.

Feet: Solid hardwood in Light, medium, limed or vintage ash finish.

Highclere Business Park, Inverurie, Aberdeenshire AB51 5QW

T **01467 620360** F 01467 622959 E sales@andersonsofinverurie.co.uk