

Tower Spread

Rapunzel was trapped in a tower. To get down she had to get involved in her own rescue. No one could reach her without her assistance. This spread is to help you find out who will give you assistance and who may wish to keep you there. Shuffle the cards. Cut them as you like. Lay out three sets of four-card fans.

You will lay your fans out starting at the bottom, with the second one above that one, and so on to create a tower in appearance.

This spread uses four fans of four cards each. The top three cards highlight the message of the bottom of each fan. Place the four fans so that they are in a vertical line with the first fan being the bottom one. This will resemble a tower. You will read from the bottom up.

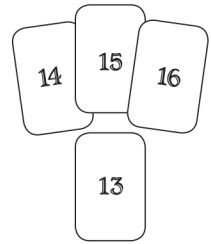
The first fan indicates why you feel trapped. The bottom card represents you with the top three cards of Fan One giving you more information.

The second fan indicates who or what is keeping you in this situation. The bottom card of this fan will point to the person or thought holding you here. The top three cards can show you what this person may really be feeling.

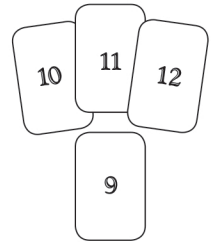
The third fan indicates what lesson or teacher is most important in this situation. Even the worst of times can give us some wisdom to carry with us. The bottom card is the key concept while the top three expand on what you really need to know.

The fourth fan indicates how you will escape this tower you are currently feeling trapped in. The bottom of this fan offers you an action to take. The top three cards contain wisdom and warnings about how this action may affect the Tower overall. Remember that getting out of this tower could make you use all of your long hair.

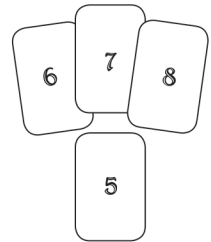
4



3



2



1

