

BLOW BOTTLE



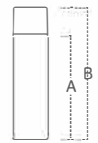


↓
Mono Straight

* Please find more information in our 'pump collection' page.

no.	Name	Item Code	Capacity (ml)	Dia. (mm)	Dosage (cc)	Body Height (A)	Total Height (B)	Screw	Snap On	Pump Option	Part Material
01	PP Mini	DP0005-S/PP	5.0	19.0	0.10, 0.12, 0.15	42.4	74.4		●		Cap: PP Actuator: PP Pump Body: PP Bottle: PP
		DP0010-S/PP	10.0	19.0	0.10, 0.12, 0.15	71.3	103.3		●		
02	Rimbase Blow	DP0030-BMB	30.0	26.0	0.20	79.5	127.9	●		Spray, Collar	Cap: ABS / PETG Actuator: PP / AL Pump Body: PP / AL Bottle: PETG Base: ABS / PETG
		DP0060-BMB	60.0	34.1	0.20	90.4	139.4	●			
		DP0080-BMB	80.0	34.1	0.20	109.0	158.0	●			
		DP0100-BMB	100.0	34.1	0.20	131.0	180.2	●		Spray, Shoulder	
		DP0120-BMB	120.0	42.0	0.20	115.4	164.4	●			
		DP0150-BMB	150.0	42.0	0.20	134.0	183.0	●			
		DP0180-BMB	180.0	43.8	0.20	141.5	193.6	●			
		DP0200-BMB	200.0	43.8	0.20	156.5	108.6	●			
03	Zeen A	DP0150-ZEEN-A	150.0	44.0	0.20	133.5	165.5	●		Single Cap, Double Cap	Cap: PETG(Single Cap) / ABS(Double Cap) Actuator: PP / AL Pump Body: PP / AL Bottle: PET
04	Zeen B	DP0150-ZEEN-B	150.0	44.0	0.20	132.8	163.0	●		Single Cap, Double Cap	Actuator: PP / AL Pump Body: PP, Bottle: PET
05	Zeen C	DP0180-ZEEN-C	180.0	48.0	0.70	134.6	173.7	●		Oil Pump A(0.70cc, 1cc), Oil Pump B, Oil Pump C, Oil Pump D(0.70cc), Bead Pump(0.70cc, 1cc)	Actuator: PP Pump Body: PP / ABS / AL Bottle: PET
06	Simple Look Spray	DP0080-SLS-CC	80.0	35.0	0.15	103.3	142.9	●			Actuator: PP, Pump Body: PP Bottle: PETG
07	Jumbo Dip Tube	DP0120-JDT	120.0	49.8	0.30	87.0	119.5	●			Cap: PP, Actuator: PP Pump Body: PP, Bottle: PP
08	Oval Dip Tube	DP0030-OV	30.0	42.5x26.5	0.20	69.4	99.5		●		Cap: PETG, Actuator: PP Pump Body: PP, Bottle: PETG
		DP0050-OV	50.0	42.5x26.5	0.20	98.0	128.5		●		
09	Mono Straight	DP0050-SGL-ST	50.0	37.0	0.20	83.0	127.1	●			Cap: PP, Actuator: PP Pump Body: PP, Bottle: PP



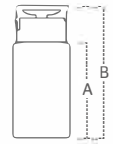
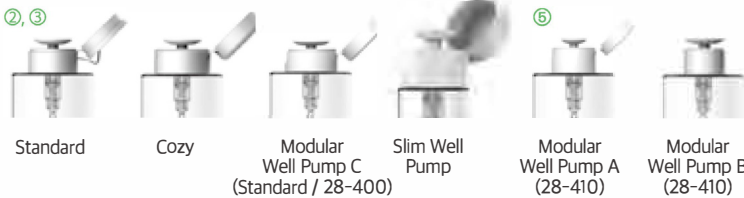


Cap Blow

no.	Name	Item Code	Capacity (ml)	Dia. (mm)	Dosage (cc)	Body Height (A)	Total Height (B)	Screw	Snap On	Part Material
01	Cap Blow	CP0080-BMB	80.0	35.0	-	-	132.0	●		Cap: ABS Bottle: PP / PETG
		CP0150-BMB	150.0	42.0	-	127.0	159.5	●		
		CP0160-BMB	160.0	42.0	-	136.0	168.5	●		
02	Cap Blow (Shoulder Type)	CP0130-BMB-SH	130.0	46.0	-	138.0	178.0	●		
03	Water Flow	NS0150-WRF-ST	150.0	46.9	-	123.0	166.0	●		Actuator: PP, Shoulder: PP Bottle: PET



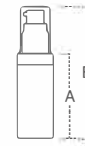
* These options are limited to specific products within this page



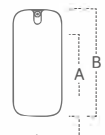
Well Type

* Please find more information in our 'pump collection' page.

no.	Name	Item Code	Capacity (ml)	Dia. (mm)	Dosage (cc)	Body Height (A)	Total Height (B)	Screw	Snap On	Pump Option	Part Material
01	Foaming Pump	DP0110-FOAM	110.0	47.0	0.70	85.6	157.0	●			Cap: PP Actuator: PP
		DP0150-FOAM	150.0	47.0	0.70	111.6	182.0	●			Pump Body: PP Bottle: PETG
02	Well Type(EBM)	DP0130-E-WP	130.0	47.0	0.50	106.5	129.4	●		Standard, Cozy, Slim Well Pump, Modular Well Pump C	
		DP0150-E-WP	150.0	55.5	0.50	91.0	114.2	●			
		DP0200-E-WP	200.0	55.5	0.50	114.0	137.2	●			
		DP0300-E-WP	300.0	62.7	0.50	126.0	144.6	●			
		DP0100-I-WP	100.0	47.6	0.50	79.3	110.4	●			
		DP0120-I-WP	120.0	48.9	0.50	86.0	108.9	●			
		DP0150-I-WP	150.0	51.5	0.50	91.7	114.6	●			
03	Well Type(IBM)	DP0180-I-WP	180.0	54.4	0.50	95.6	118.5	●		Standard, Cozy, Slim Well Pump, Modular Well Pump C	Cap: PP Actuator: PP Pump Body: PP Bottle: PET / PETG
		DP0200-I-WP	200.0	56.4	0.50	100.5	132.9	●			
		DP0250-I-WP	250.0	59.8	0.50	107.2	130.1	●			
		DP0300-I-WP	300.0	62.4	0.50	127.4	150.3	●			
		DP0400-I-WP	400.0	69.3	0.50	124.5	147.4	●			
		DP0500-I-WP	500.0	74.0	0.50	133.9	156.8	●			
		DP0050-SL-WP	50.0	36.7	0.50	72.5	93.0	●			
04	Slim Well	DP0080-SL-WP	80.0	36.7	0.50	104.2	124.7	●			
		DP0100-SL-WP	100.0	36.7	0.50	124.2	144.7	●			
05	Modular Well Pump	DP0300-M-WP	300.0	62.7	0.50	131.8	151.7	●		Modular Well Pump A, Modular Well Pump B	



Dual Dip Tube A










Portable Spray

no.	Name	Item Code	Capacity (ml)	Dia. (mm)	Dosage (cc)	Body Height (A)	Total Height (B)	Screw	Snap On	Part Material
01	Dual Dip Tube A	DP0015-DC/SL	15.0	33.7	0.20	68.3	122.9	●		Cap: PETG / ABS(B Straight Only) Actuator: PP / AL Pump Body: PP / AL Shoulder: ABS Inner Bottle: PETG Outer Bottle: SAN
		DP0030-DC/SL	30.0	33.7	0.20	118.3	172.9	●		
		DP0040-DC/SL	40.0	33.7	0.20	118.3	172.9	●		
		DP0050-DC/SL	50.0	33.7	0.20	138.3	192.9	●		
02	Dual Dip Tube B	DP0015-DC	15.0	32.1	0.20	62.0	115.5	●		Actuator: PP Inner Bottle: PET Outer Bottle: ABS
		DP0030-DC	30.0	32.1	0.20	90.4	144.1	●		
		DP0060-DC	60.0	39.0	0.20	111.9	166.6	●		
03	Dual Dip Tube B (Straight)	DP0100-DC	100.0	44.0	0.20	129.9	179.8	●		
		DP0130-DC	130.0	47.2	0.20	138.0	190.2	●		
04	Portable Spray	DP0035-SPR-SQ	35.0	46.4 / 24.2	0.09		101.4	●		



- ※ Compatible with various blow bottles.
- ※ Please refer to our 'pump collection' page for more details.

* Please find more information in our 'pump collection' page.

no.	Name	Dosage (cc)	Screw 	Snap On 	Pump Option	Part Material
 01	2cc One Material Pump	2.00	●			Actuator: PP Pump Body: PP
 02	3cc One Material Pump	3.00	●			Actuator: PP Pump Body: PP
03	Oil Pump	0.70	●		Oil Pump A(0.70cc, 1.00cc), Oil Pump B, Oil Pump C, Oil Pump D	Actuator: PP Pump Body: PP / ABS / AL
 04	3cc One Material Low Profile Pump A	3.00	●			Actuator: PP Pump Body: PP
 05	3cc One Material Low Profile Pump V2	3.00	●			Actuator: PP Pump Body: PP
06	Foaming Pump	0.70	●			Cap: PP Actuator: PP Pump Body: PP
07	Bead Pump	0.70	●			Actuator: PP Pump Body: PP
 08	Metal Free Bead Pump	0.70 / 1cc	●			Actuator: PP Pump Body: PP