

# AIRLESS BOTTLE



OPTION  
CLEAR RING PUMP

**RIMBASE**

HYALURONIC SERUM  
100ML | 3.36 FL.OZ

OPTION  
SHOULDER PUMP

**RIMBASE**

HYALURONIC SERUM  
50ML | 1.69 FL.OZ

**EZ AIRLESS**

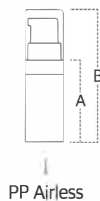
Refillable  
Dual Wall Container

50ml

Do not puncture, use only for the intended purpose.  
This product is not intended for use as a medical device.  
Do not use if the cap is missing or damaged.  
Do not use if the product is expired.  
Do not use if the product is contaminated.  
Do not use if the product is damaged.  
Do not use if the product is not sealed properly.  
Do not use if the product is not stored properly.  
Do not use if the product is not used within the shelf life.  
Do not use if the product is not used within the expiration date.  
Do not use if the product is not used within the expiration date.  
Do not use if the product is not used within the expiration date.

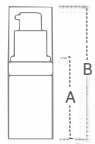


\* These options are limited to specific products within this page





\* Please find more information in our 'pump collection' page.

no.	Name	Item Code	Capacity (ml)	Dia. (mm)	Dosage (cc)	Body Height (A)	Total Height (B)	Snap On	Bottle Aluminum	Pump Option	Part Material
01	PP Slim Renewal	AS0003-MS/PP	3.0	16.0	0.15	47.8	78.3	●	●		Cap: PP
		AS0005-MS/PP	5.0	16.0	0.15	65.0	95.5	●	●		Actuator: PP
		AS0008-MS/PP	7.5	16.0	0.15	81.9	112.3	●	●		Bottle: PP
02	PP Airless	AS0004-S/PP	4.0	18.1	0.15	35.0	67.0	●			Cap: PP
		AS0005-S/PP	5.0	19.0	0.15	42.4	74.4	●			Actuator: PP
		AS0006-S/PP	6.0	18.1	0.15	49.3	81.32	●	●		Bottle: PP
		AS0010-S/PP	10.0	19.0	0.15	71.3	103.3	●	●		
03	PP Renewal	AS0005-RS/PP	5.0	19.6	0.15	42.1	74.0	●			Cap: PP
		AS0010-RS/PP	10.0	19.6	0.15	71.0	102.9	●		Shoulder, Finger, Pointed Finger	Actuator: PP
		AS0015-RS/PP	15.0	19.6	0.15	93.1	125.0	●			Bottle: PP
04	Double Ends	AS0010-DE	5.0+5.0	20.2	0.15	94.0	148.0	●			
		AS0015-DE	7.5+7.5	20.2	0.15	111.8	165.8	●			
		AS0016-DE	8.0+8.0	25.0	0.15	73.4	136.9	●			Cap: PP
		AS0030-DE	15.0+15.0	30.2	0.20	112.4	166.8	●			Actuator: PP
05	Double Ends V2	AS0010-DE-SL	5.0+5.0	19.0	0.15	83.4	147.5	●			Bottle: PP



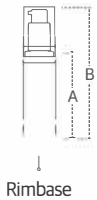
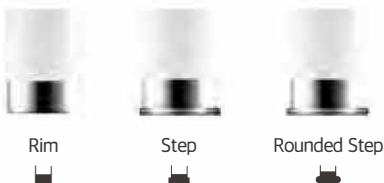
Solid

\* Please find more information in our 'pump collection' page.

no.	Name	Item Code	Capacity (ml)	Dia. (mm)	Dosage (cc)	Body Height (A)	Total Height (B)	Screw 	Snap On 	Pump Option	Part Material
01	Solid	AS0015-S	15.0	30.7	0.20	44.7	93.0		●	Shoulder, R. Shoulder, Collar, Point Ring, Clear Ring, Simple Look	Cap: ABS / PETG Actuator: PP / AL Pump Body: PP / AL / ABS Bottle: SAN / PETG Base: ABS / PETG
		AS0030-S	30.0	30.7	0.20	73.0	121.3		●		
		AS0050-S	50.0	34.1	0.20	93.7	142.8		●	Shoulder, R. Shoulder, Collar, Point Ring, Clear Ring	
02	Solid PP	AS0015-S/PP	15.0	28.8	0.20	45.4	91.6		●		Cap: PP Actuator: PP Bottle: PP
		AS0030-S/PP	30.0	28.8	0.20	73.7	119.9		●	Shoulder, Collar, Point Ring, Clear Ring	
		AS0035-S/PP	35.0	28.8	0.20	79.2	125.4		●		
		AS0050-S/PP	50.0	31.8	0.20	99.9	146.1		●		
03	New Solid PP	AS0030-NS/PP	30.0	30.0	0.20	74.7	115.0		●	Building Block, Point Ring, Clear Ring	
		AS0050-NS/PP	50.0	30.0	0.20	109.7	150.0		●		
04	New Solid PP Slim	AS0015-NSL/PP	15.0	26.0	0.20	59.7	100.0		●	Building Block, Point Ring	
		AS0030-NSL/PP	30.0	26.0	0.20	94.7	135.0		●		



\* These options are limited to specific products within this page

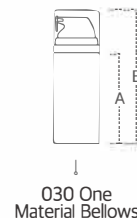



\* Please find more information in our 'pump collection' page.

no.	Name	Item Code	Capacity (ml)	Dia. (mm)	Dosage (cc)	Body Height (A)	Total Height (B)	Screw	Snap On	Rim	Step	Round S.R	Bottle Aluminum	Pump Option	Part Material
01	Rimbase Slim	AS0010-RB-SL	10.0	26.0	0.20	46.5	94.9	●	●	●	●	●	●	Shoulder, R. Shoulder, Collar, Point Ring	Cap: ABS / PETG Actuator: PP / AL Pump Body: PP / AL / ABS Bottle: SAN / PETG Base: ABS / PETG
		AS0015-RB-SL	15.0	26.0	0.20	61.5	109.9	●	●	●	●	●	●		
		AS0020-RB-SL	20.0	26.0	0.20	76.5	124.9	●	●	●	●	●	●		
		AS0025-RB-SL	25.0	26.0	0.20	91.5	139.9	●	●	●	●	●	●		
		AS0030-RB-SL	30.0	26.0	0.20	111.0	159.4	●	●	●	●	●	●		
02	Rimbase	AS0015-RB	15.0	30.7	0.20	41.8	90.1	●	●	●	●	●	●	Shoulder, R. Shoulder, Collar, Point Ring, Clear Ring, Simple Look	Cap: ABS / PETG Actuator: PP / AL Pump Body: PP / AL / ABS Bottle: SAN / PETG Base: ABS / PETG
		AS0020-RB	20.0	30.7	0.20	52.9	101.2	●	●	●	●	●	●		
		AS0030-RB	30.0	30.7	0.20	71.8	120.1	●	●	●	●	●	●		
		AS0035-RB	35.0	30.7	0.20	81.6	129.9	●	●	●	●	●	●		
		AS0040-RB-SL	40.0	30.7	0.20	91.9	140.4	●	●	●	●	●	●		
		AS0050-RB-SL	50.0	30.7	0.20	110.6	159.7	●	●	●	●	●	●		
		AS0025-RB	25.0	33.1	0.20	55.1	102.4	●	●	●	●	●	●	Shoulder, Collar, Point Ring, Clear Ring	
		AS0045-RB	45.0	33.1	0.20	89.0	136.3	●	●	●	●	●	●		
		AS0040-RB	40.0	34.1	0.20	72.9	121.9	●	●	●	●	●	●	Shoulder, R. Shoulder, Collar, Point Ring, Clear Ring	
		AS0050-RB	50.0	34.1	0.20	92.9	142.0	●	●	●	●	●	●		
		AS0060-RB	60.0	34.1	0.20	111.0	106.1	●	●	●	●	●	●		
		AS0050-RB-42	50.0	42.0	0.20	58.7	107.7	●	●	●	●	●	●	Shoulder, Collar	
		AS0080-RB	80.0	42.0	0.20	97.1	146.1	●	●	●	●	●	●		
		AS0100-RB	100.0	42.0	0.20	115.0	164.0	●	●	●	●	●	●		
		AS0120-RB	120.0	42.0	0.20	134.1	183.1	●	●	●	●	●	●		
AS0120-RRB	120.0	58.1	1.20	75.6	127.4	●	●	●	●	●	●				
AS0150-RRB	150.0	58.1	1.20	89.6	141.4	●	●	●	●	●	●				



\* These options are limited to specific products within this page



\* Please find more information in our 'pump collection' page.

no.	Name	Item Code	Capacity (ml)	Dia. (mm)	Dosage (cc)	Body Height (A)	Total Height (B)	Screw	Snap On	Pump Option	Part Material
01	Econ	AS0015-EC	15.0	30.4	0.20	53.0	83.5		●	Shoulder, Solid Pump, Simple Look, Eco Simple Look, Finger, Middle Actuator A	Cap: PP Actuator: PP Pump Body: PP Bottle: PP
		AS0030-EC	30.0	30.4	0.20	80.0	110.5		●		
		AS0045-EC	45.0	30.4	0.20	107.5	138.0		●		
		AS0050-EC	50.0	30.4	0.20	119.5	150.0		●		
02	Square Pot	AS0015-SQ/PP	15.0	42.0 x 42.0	0.20	47.3	74.4		●	Standard, Square, Simple Look	Cap: PP Actuator: PP Pump Body: PP Bottle: PP
		AS0030-SQ/PP	30.0	42.0 x 42.0	0.20	68.2	98.5		●		
		AS0050-SQ/PP	50.0	42.0 x 42.0	0.20	96.3	126.6		●		
03	030 One Material Bellows	AS0050-BLW-CC	50.0	40.0	0.30	78.8	108.8		●		Cap: PP, Actuator: PP Pump Body: PP Bottle: PP
04	Spout Airless	AS0120-TOO-ST	120.0	46.8	0.70, 1cc	138.7	187.5		●		Cap: PP, Actuator: PP Pump Body: PP Bottle: PP

# Airless Bottle | Single Wall

Recycle 

Refill 

Reduce 



\* These options are limited to specific products within this page





Standard cap



Donut Cap



Looks like Glass

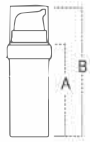
no.	Name	Item Code	Capacity (ml)	Dia. (mm)	Dosage (cc)	Body Height (A)	Total Height (B)	Screw 	Snap On 	Cap Option	Part Material
01	Turn Up	AS0015-TU	15.0	34.9	0.20	56.6	92.9		●		Actuator: PP Shoulder: ABS Pump Body: PP Bottle: PETG
		AS0030-TU	30.0	34.9	0.20	79.1	115.4		●		
		AS0050-TU	50.0	34.9	0.20	140.4	106.0		●		
02	Qure	AS0015-QR	15.0	30.0	0.15	66.5	83.5		●	Standard Cap, Donut Cap	Cap: ABS Actuator: PP / AL Pump Body: PP Bottle: PETG Base: PETG
		AS0030-QR	30.0	35.1	0.15	76.5	93.5		●		
		AS0050-QR	50.0	35.1	0.15	107.0	124.0		●		
03	Looks Like Glass	AS0015-LLG	15.0	40.0	0.20	65.5	90.1		●		Cap: PETG Actuator: PP / AL Pump Body: PP Bottle: PETG Base: PETG
		AS0030-LLG	30.0	40.0	0.20	81.5	106.1		●		
		AS0050-LLG	50.0	40.0	0.20	105.5	130.1		●		
		AS0100-LLG	100.0	46.0	0.20	127.3	151.9		●		
		AS0120-LLG	120.0	46.0	0.20	142.3	166.9		●		
04	Tetra Airless	AS0050-TT	50.0	37.0 x 37.0	0.20	75.5	120.5		●		Cap: PETG Actuator: PP / AL Pump Body: PP / AL Bottle: PETG
05	Capsule Formula		50.0	33.8	0.60±0.1	89.2	131.1		●		Cap: PETG Actuator: PP / AL Shoulder: ABS Bottle: PETG

# Airless Bottle | Single Wall Special Function



Recycle ♻️

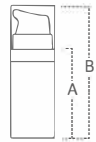
Refill ♻️

Reduce ♻️





Turn Push CRP

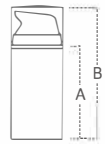
no.	Name	Item Code	Capacity (ml)	Dia. (mm)	Dosage (cc)	Body Height (A)	Total Height (B)	Screw 	Snap On 	Part Material
01	Squeeze Turn CRC	AS0030-CRC-ST	30.0	45.0	0.30	63.7	102.5		●	Cap: PP Actuator: PP Bottle: PP
02	Turn Push CRP	AS0030-CRP-TP	30.0	40.5	0.30	60.5	109.1		●	Outer Cap: PP Actuator: PP Bottle: PP



Mini Jumbo



no.	Name	Item Code	Capacity (ml)	Dia. (mm)	Dosage (cc)	Body Height (A)	Total Height (B)	Screw 	Snap On 	Part Material
01	Mini Jumbo	AS0005-J/PP-MN	5.0	25.0	0.15	30.6	62.6		●	
		AS0008-J/PP-MN	8.0	25.0	0.15	38.8	70.8		●	Cap: PP
		AS0010-J/PP-MN	10.0	25.0	0.15	43.8	75.7		●	Actuator: PP
		AS0015-J/PP-MN	15.0	25.0	0.15	58.8	90.8		●	Pump Body: PP Bottle: PP
02	Mini Jumbo V2	AS0005-J/PP-NRC	5.0	25.0	0.15	42.2	63.7		●	Cap: PP
		AS0010-J/PP-NRC	10.0	25.0	0.15	56.8	78.4		●	Actuator: PP Pump Body: PP Bottle: PP
03	Simple Look Mini Jumbo	AS0005-SLJ-MN	5.0	25.0	0.15	30.6	60.8		●	
		AS0008-SLJ-MN	8.0	25.0	0.15	38.8	69.0		●	Cap: PP
		AS0010-SLJ-MN	10.0	25.0	0.15	43.8	74.0		●	Actuator: PP
		AS0015-SLJ-MN	15.0	25.0	0.15	58.8	89.0		●	Pump Body: PP Bottle: PP
04	Slim Jumbo	AS0015-J/PP-SL	15.0	35.5	0.15	45.4	77.4		●	
		AS0030-J/PP-SL	30.0	35.5	0.15	66.4	98.5		●	Cap: PP
		AS0050-J/PP-SL	50.0	35.5	0.15	93.9	126.0		●	Actuator: PP Pump Body: PP Bottle: PP

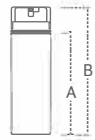




Jumbo

\* Please find more information in our 'pump collection' page.

no.	Name	Item Code	Capacity (ml)	Dia. (mm)	Dosage (cc)	Body Height (A)	Total Height (B)	Screw 	Snap On 	Pump Option	Part Material																																																																																																																																																																				
01	Bulge Jumbo	AS0030-JB/PP	30.0	48.8	0.50, 1.00	53.9	91.7		●	Standard, Cozy, Boston Round (0.20cc only), Jumbo Jar Standard, Jumbo Jar Flip top Cap, Jumbo Jar Dual Flip top Cap	Cap: PP Actuator: PP Pump Body: PP Bottle: PP																																																																																																																																																																				
		AS0050-JB/PP	50.0	48.8	0.50, 1.00	71.1	108.9		●			02	Jumbo	AS0030-J/PP	30.0	48.8	0.50, 1.00	44.3	83.6		●	Standard, Cozy, D-Actuator, Boston Round (0.20cc only)	Cap: PP Actuator: PP Pump Body: PP Bottle: PP	AS0050-J/PP	50.0	48.8	0.50, 1.00	57.4	96.7		●	AS0060-J/PP	60.0	48.8	0.50, 1.00	65.0	104.0		●	AS0080-J/PP	80.0	48.8	0.50, 1.00	77.0	116.3		●	AS0100-J/PP	100.0	48.8	0.50, 1.00	90.4	129.7		●	AS0110-J/PP	110.0	48.8	0.50, 1.00	98.0	137.0		●	AS0130-J/PP	130.0	48.8	0.50, 1.00	110.0	149.3		●	AS0150-J/PP	150.0	48.8	0.50, 1.00	123.4	162.7		●	AS0160-J/PP	160.0	48.8	0.50, 1.00	131.2	170.5		●	AS0200-J/PP	200.0	48.8	0.50, 1.00	159.3	198.6		●	03	Hidden Nozzle Jumbo	AS0020-J/PP-HN	20.0	48.8	0.50, 1.00	44.3	83.6		●		Cap: PP Actuator: PP Pump Body: PP Bottle: PP	AS0040-J/PP-HN	40.0	48.8	0.50, 1.00	57.4	96.7		●	AS0050-J/PP-HN	50.0	48.8	0.50, 1.00	65.0	104.0		●	AS0070-J/PP-HN	70.0	48.8	0.50, 1.00	77.0	116.3		●	AS0090-J/PP-HN	90.0	48.8	0.50, 1.00	90.4	129.7		●	AS0100-J/PP-HN	100.0	48.8	0.50, 1.00	98.0	137.0		●	AS0120-J/PP-HN	120.0	48.8	0.50, 1.00	110.0	149.3		●	AS0140-J/PP-HN	140.0	48.8	0.50, 1.00	123.4	162.7		●	AS0150-J/PP-HN	150.0	48.8	0.50, 1.00	131.2	170.5		●	AS0190-J/PP-HN	190.0	48.8	0.50, 1.00
02	Jumbo	AS0030-J/PP	30.0	48.8	0.50, 1.00	44.3	83.6		●	Standard, Cozy, D-Actuator, Boston Round (0.20cc only)	Cap: PP Actuator: PP Pump Body: PP Bottle: PP																																																																																																																																																																				
		AS0050-J/PP	50.0	48.8	0.50, 1.00	57.4	96.7		●																																																																																																																																																																						
		AS0060-J/PP	60.0	48.8	0.50, 1.00	65.0	104.0		●																																																																																																																																																																						
		AS0080-J/PP	80.0	48.8	0.50, 1.00	77.0	116.3		●																																																																																																																																																																						
		AS0100-J/PP	100.0	48.8	0.50, 1.00	90.4	129.7		●																																																																																																																																																																						
		AS0110-J/PP	110.0	48.8	0.50, 1.00	98.0	137.0		●																																																																																																																																																																						
		AS0130-J/PP	130.0	48.8	0.50, 1.00	110.0	149.3		●																																																																																																																																																																						
		AS0150-J/PP	150.0	48.8	0.50, 1.00	123.4	162.7		●																																																																																																																																																																						
		AS0160-J/PP	160.0	48.8	0.50, 1.00	131.2	170.5		●																																																																																																																																																																						
		AS0200-J/PP	200.0	48.8	0.50, 1.00	159.3	198.6		●																																																																																																																																																																						
03	Hidden Nozzle Jumbo	AS0020-J/PP-HN	20.0	48.8	0.50, 1.00	44.3	83.6		●		Cap: PP Actuator: PP Pump Body: PP Bottle: PP																																																																																																																																																																				
		AS0040-J/PP-HN	40.0	48.8	0.50, 1.00	57.4	96.7		●																																																																																																																																																																						
		AS0050-J/PP-HN	50.0	48.8	0.50, 1.00	65.0	104.0		●																																																																																																																																																																						
		AS0070-J/PP-HN	70.0	48.8	0.50, 1.00	77.0	116.3		●																																																																																																																																																																						
		AS0090-J/PP-HN	90.0	48.8	0.50, 1.00	90.4	129.7		●																																																																																																																																																																						
		AS0100-J/PP-HN	100.0	48.8	0.50, 1.00	98.0	137.0		●																																																																																																																																																																						
		AS0120-J/PP-HN	120.0	48.8	0.50, 1.00	110.0	149.3		●																																																																																																																																																																						
		AS0140-J/PP-HN	140.0	48.8	0.50, 1.00	123.4	162.7		●																																																																																																																																																																						
		AS0150-J/PP-HN	150.0	48.8	0.50, 1.00	131.2	170.5		●																																																																																																																																																																						
		AS0190-J/PP-HN	190.0	48.8	0.50, 1.00	159.3	198.6		●																																																																																																																																																																						



Simple Look Jumbo

\* Please find more information in our 'pump collection' page.

no.	Name	Item Code	Capacity (ml)	Dia. (mm)	Dosage (cc)	Body Height (A)	Total Height (B)	Screw	Snap On	Pump Option	Part Material
01	Simple Look Jumbo	AS0030-SLJ-CC	30.0	48.8	0.50, 1.00	44.3	77.2		●		Actuator: PP Pump Body: PP Bottle: PP
		AS0050-SLJ-CC	50.0	48.8	0.50, 1.00	57.4	90.3		●		
		AS0060-SLJ-CC	60.0	48.8	0.50, 1.00	65.0	97.9		●		
		AS0080-SLJ-CC	80.0	48.8	0.50, 1.00	77.0	109.9		●		
		AS0100-SLJ-CC	100.0	48.8	0.50, 1.00	90.4	123.3		●		
		AS0110-SLJ-CC	110.0	48.8	0.50, 1.00	98.0	130.9		●		
		AS0130-SLJ-CC	130.0	48.8	0.50, 1.00	110.0	142.9		●		
		AS0150-SLJ-CC	150.0	48.8	0.50, 1.00	123.4	156.3		●		
		AS0160-SLJ-CC	160.0	48.8	0.50, 1.00	131.2	164.1		●		
		AS0200-SLJ-CC	200.0	48.8	0.50, 1.00	159.3	192.2		●		
02	Jumbo Jar	AS0030-J/PP-JAR	30.0	48.8	0.50, 1.00	44.3	70.2		●		Jumbo Jar Standard, Jumbo Jar Flip top Cap, Jumbo Jar Dual Flip top Cap Cap: PP Actuator: PP Pump Body: PP Bottle: PP
		AS0050-J/PP-JAR	50.0	48.8	0.50, 1.00	57.4	83.3		●		
		AS0060-J/PP-JAR	60.0	48.8	0.50, 1.00	65.0	90.6		●		
		AS0080-J/PP-JAR	80.0	48.8	0.50, 1.00	77.0	102.9		●		
		AS0100-J/PP-JAR	100.0	48.8	0.50, 1.00	90.4	116.3		●		
		AS0110-J/PP-JAR	110.0	48.8	0.50, 1.00	98.0	123.6		●		
		AS0130-J/PP-JAR	130.0	48.8	0.50, 1.00	110.0	135.9		●		
		AS0150-J/PP-JAR	150.0	48.8	0.50, 1.00	123.4	149.3		●		
		AS0160-J/PP-JAR	160.0	48.8	0.50, 1.00	131.2	157.1		●		
		AS0200-J/PP-JAR	200.0	48.8	0.50, 1.00	159.3	185.2		●		
03	Middle Jumbo	AS0050-J/PP-MD	50.0	42.4	0.30	65.6	98.1		●		Cap: PP, Actuator: PP Pump Body: PP Bottle: PP
04	Ultra Jumbo	AS0300-J/PP-UT	300.0	68.0	3.50	120.1	192.6 (OPEN) / 180.0		●		Cap: PP, Actuator: PP Pump Body: PP Bottle: PP



\* These options are limited to specific products within this page




Standard



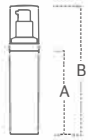
Shut-off



Shoulder





Shoulder Bottle



Dual Square

\* Please find more information in our 'pump collection' page.

no.	Name	Item Code	Capacity (ml)	Dia. (mm)	Dosage (cc)	Body Height (A)	Total Height (B)	Screw 	Snap On 	Pump Option	Part Material
01	Dual Square	AS0015-SQ	15.0	36.6 x 36.6	0.20	46.7	97.0	●	●	Standard, Shut-off	Cap: ABS / PCTA Actuator: PP / AL Pump Body: PP / AL Inner Bottle: PP Outer Bottle: SAN Shoulder: PP
		AS0030-SQ	30.0	36.6 x 36.6	0.20	75.3	125.6	●	●		
		AS0040-SQ	40.0	36.6 x 36.6	0.20	90.7	141.0	●	●		
		AS0050-SQ	50.0	36.6 x 36.6	0.20	114.4	164.7	●	●		
02	Dual Cylindrical	AS0015-DC	15.0	39.0	0.20	53.5	102.6	●	●	Standard, Shut-off	Cap: ABS / PETG Actuator: PP / AL Pump Body: PP / AL Inner Bottle: PP Outer Bottle: SAN Shoulder: ABS
		AS0030-DC	30.0	39.0	0.20	81.8	130.8	●	●		
		AS0040-DC	40.0	39.0	0.20	92.3	145.3	●	●		
		AS0050-DC	50.0	39.0	0.20	111.9	160.9	●	●		
03	Classy A	AS0050-DC-CS-A	50.0	36.5	0.20	121.2	150.1		●	Shoulder	Cap: PETG Actuator: PP
04	Classy B	AS0050-DC-CS-B	50.0	36.5	0.20	123.7	150.1		●	Shoulder, Shoulder Bottle	Pump Body: PP Inner Bottle: PP Outer Bottle: PETG

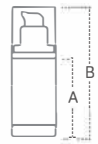


\* These options are limited to specific products within this page



Up & Down A

Up & Down B



EZ Airless

\* Please find more information in our 'pump collection' page.

no.	Name	Item Code	Capacity (ml)	Dia. (mm)	Dosage (cc)	Body Height (A)	Total Height (B)	Screw	Snap On	Pump Option	Part Material
01	Dual Simple Look	AS0030-DC-SPL	30.0	41.3	0.20	103.8	127.0		●		Actuator: PP Pump Body: ABS Inner Bottle: PP Outer Bottle: SAN
		AS0050-DC-SPL	50.0	41.3	0.20	132.5	155.7		●		Actuator: PP Pump Body: ABS / CTA(B only) Inner Bottle: PP Outer Bottle: SAN
02	Up & Down	AS0015-UDD	15.0	36.4	0.20	57.0	91.0		●	UP & DOWN A UP & DOWN B	Actuator: PP Pump Body: ABS / CTA(B only) Inner Bottle: PP Outer Bottle: SAN
		AS0030-UDD	30.0	36.4	0.20	83.8	118.8		●		
		AS0050-UDD	50.0	36.4	0.20	124.3	158.3		●		
03	EZ Airless	AS0015-DUL-CC	15.0	37.4	0.20	48.1	91.0	●			Cap: PETG Actuator: PP Pump Body: ABS Inner Bottle: PP Outer Bottle: PETG
		AS0030-DUL-CC	30.0	37.4	0.20	72.1	111.3	●			
		AS0050-DUL-CC	50.0	37.4	0.20	102.9	142.1	●			
		AS0100-DUL-CC	100.0	43	0.20	118.2	172.1	●			
04	Diamond <small>*Not applicable for products being launched in Japan.</small>	AS0017-DMD-CC	17.0	42.5	0.20	60.8	109.1	●			Cap: PETG, Actuator: PP Pump Body: ABS Inner Bottle: PP Outer Bottle: PETG
		AS0034-DMD-CC	34.0	42.6	0.20	99.8	148.2	●			
		AS0054-DMD-CC	54.0	45.3	0.20	113.2	166.2	●			
05	Glass Dual Airless	AS0015-GLD-CC	15.0	47.4	0.20	52.9	109.8	●			Cap: PETG, Actuator: PP Pump Body: ABS Shoulder: ABS Inner Bottle: PP Outer Bottle: GLASS
		AS0030-GLD-CC	30.0	47.4	0.20	79.4	136.3	●			
		AS0050-GLD-CC	50.0	47.4	0.20	125.7	168.0	●			

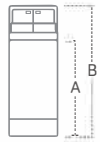


\* These options are limited to specific products within this page





Dual Actuator

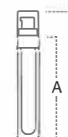
Single Actuator



Twin Chamber



\* Please find more information in our 'pump collection' page.

no.	Name	Item Code	Capacity (ml)	Dia. (mm)	Dosage (cc)	Body Height (A)	Total Height (B)	Screw 	Snap On 	Pump Option	Part Material
01	Twin Chamber	AS0008-TC	4.0+4.0	51.0 x 31.6	0.15+0.15	41.6	78.6		●	Dual Actuator, Single Actuator	Cap: PETG / PCTA Actuator: PP Pump Body: ABS Inner Bottle: PP Outer Bottle: SAN
		AS0030-TC	15.0+15.0	51.0 x 31.6	0.15+0.15	97.6	134.6		●		
		AS0045-TC	22.5+22.5	51.0 x 31.6	0.15+0.15	135.6	172.6		●		
02	Twin Chamber PP	AS0030-TC/PP	15.0+15.0	54.6 x 34.0	0.15+0.15	83.0	124.5		●	Dual Actuator, Single Actuator	Cap: PP Actuator: PP Pump Body: PP Inner Bottle: PP Outer Bottle: PP
		AS0050-TC/PP	25.0+25.0	54.6 x 34.0	0.15+0.15	120.8	162.3		●		
03	Oval Twin Chamber	AS0030-TC-OV	30.0	57.3 x 33.3	0.15+0.15	97.5	134.9		●	Dual Actuator, Single Actuator	Cap: PETG Actuator: PP Pump Body: ABS Inner Bottle: PP Outer Bottle: SAN



Medi Lab

\* Please find more information in our 'pump collection' page.

no.	Name	Item Code	Capacity (ml)	Dia. (mm)	Dosage (cc)	Body Height (A)	Total Height (B)	Screw 	Snap On 	Pump Option	Part Material
01	Medi Lab	AS0010-MDLST-F0001	10.0	22.9	0.15	111.0	137.3	●		Inner Bottle Option: Foil Seal, Screw	Cap: PETG / PET Actuator: PP Pump Body: PP Inner Bottle: PP
		AS0010-MDL ST-F0003	10.0	22.9	0.15	96.9	137.0	●			Outer Bottle: PETG/PET
02	Lift up	AS0030-LUP-ST	30.0	38.5	0.20	111.6	129.1		●		Actuator: PP Inner Bottle: PP Outer Bottle: ABS
03	Flare	AS0035-FLA-CC	35.0	43.2	0.20	90.6	140.3		●		Cap: ABS Actuator: PP / AL Pump Body: ABS
		AS0050-FLA-CC	50.0	45.8	0.20	107.5	157.3		●		Inner Bottle: PETG Outer Bottle: PCTA

\* Not applicable for products being launched in Japan.

# Airless Bottle | Dual Wall Applicator

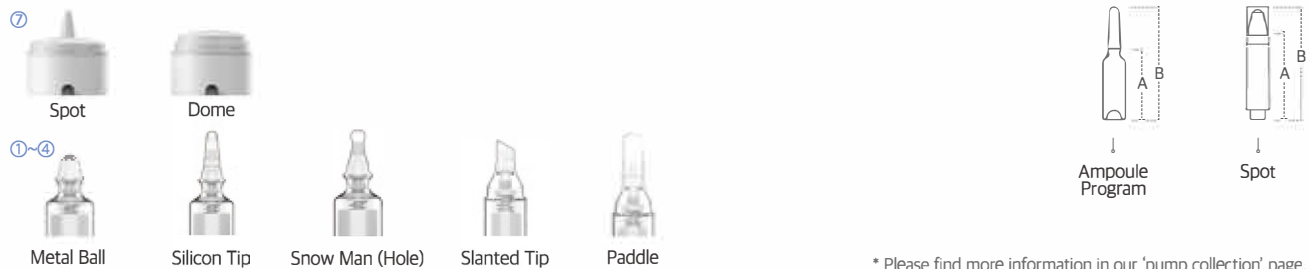
Recycle ♻️

Refill ♻️

Reduce ♻️



\* These options are limited to specific products within this page



\* Please find more information in our 'pump collection' page.

no.	Name	Item Code	Capacity (ml)	Dia. (mm)	Dosage (cc)	Body Height (A)	Total Height (B)	Screw	Snap On	Pump Option	Part Material
01	Ampoule Program	AS0004-AMP	4.0	23.0	0.15	61.0	115.6		●	Metal Ball, Silicone Tip, Snow Man Hole, High Cap, Middle Cap, Low Cap	Cap: PETG, Inner Bottle: PP, Outer Bottle: PETG, Applicator: METAL / SILICONE
		AS0010-AMP	10.0	23.0	0.15	103.0	146.0		●		
02	Medical Spot	AS0005-MS	5.0	20.0	0.15	-	108.3		●	Slanted Tip, Paddle, Snow Man, Snow Man Hole	Cap: PETG, Inner Bottle: PP, Outer Bottle: PETG, Applicator: SILICONE
		AS0010-MS	10.0	20.0	0.15	-	160.0		●		
03	Medical Spot PP	AS0010-MS/PP	10.0	20.0	0.15	-	160.4		●	Slanted Tip, Snow Man, Snow Man Hole	Cap: PP, Inner Bottle: PP, Outer Bottle: PP, Applicator: SILICONE
04	Medical Spot V2	AS0005-MS-RC	5.0	20.0	0.15	-	108.3		●	Slanted Tip, Paddle, Snow Man, Snow Man Hole	Cap: PETG, Inner Bottle: PP, Outer Bottle: PETG, Applicator: SILICONE
		AS0010-MS-RC	10.0	20.0	0.15	-	160.0		●		
05	Spot	AS0005-SPOT	5.0	22.5	0.15	63.2	103.2		●	Metal Ball, 3 hole, Brush	Cap: PP, Inner Bottle: PP, Outer Bottle: PP, Button: PP, Applicator: PP / NYLON / METAL / SILICONE
		AS0010-SPOT	10.0	22.5	0.15	91.5	131.5		●	Metal Ball, 3 hole, Brush	
		AS0015-SPOT	15.0	22.5	0.15	120.4	160.4		●	Metal Ball, 3 hole, Brush	
06	Slim Spot	AS0007-SPOT	6.5	20.0	0.15	83.4	139.9		●	Brush, Silicone Tip	Cap: PP, Inner Bottle: PP, Outer Bottle: PP, Applicator: PP / NYLON / METAL / SILICONE
07	Tension Body	AS0030-TEN-OV	30.0	41.6	0.15	109.8	135.1		●	Spot, Dome	Cap: PP, Inner Bottle: PP, Outer Bottle: PP, Applicator: PP