

SEREINE

FINE JEWELRY

Ring Size Guide

THIS SIZE GUIDE IS TO BE USED WITH A RING YOU ALREADY OWN.
FOR GREATEST ACCURACY FIND A RING AS SIMILAR AS POSSIBLE
WITH THE ONE YOU WANT TO PURCHASE.

Step 1

Print this document out to 100% - ensure that page scaling is set to 'none' on the printing dialogue box. Please check the accuracy of your print by measuring the line below. It should be exactly 7 cm.






Step 2

Now find a ring that fits perfectly the finger for which you are shopping. Place the ring on your chart below and match the inside edge to the circle nearest in size.

Step 3

The number that fits best within the circle, is your ring size. If the ring falls between two sizes, we recommend choosing the larger one.

7CM



Size Conversion Chart

MM	EU	UK	US
14,7	46	H	
15	47	I	4
15,3	48	I ½	4,5
15,7	49	J ½	5
15,9	50	K	
16,3	51	L	
16,5	52	L ½	6
16,9	53	M ½	6,5
17,3	54	N ½	7
17,5	55	O	
17,9	56	P	
18,1	57	P ½	8
18,5	58	Q ½	8,5