



2024 BASE MODELS
Pan European

2024 Pan European Base Models

Packaging

Unless otherwise stated, every Zippo windproof lighter in this catalogue is packaged in the giftable standard "one box." The "one box" is attractive, easy to handle and designed to fit in every Zippo display. Other packaging types are displayed below. Look for the corresponding icon to see which product comes standard with that package style.

* Fits in every Zippo display



Guarantee

Any Zippo pocket lighter, when returned to our Repair Clinic, will be put in first-class mechanical condition free of charge, for we have yet to charge a cent for the repair of a Zippo pocket lighter, regardless of age or condition. The finish, however, is not guaranteed.

This guarantee is additional to your statutory rights under national law. Other Zippo products carry their own specific warranties.

Because we are constantly improving our products, some items may not look exactly as depicted. The availability of items in these catalogues are subject to change with or without notice at Zippo's sole discretion.

Base Models



60001235
24513-000002
Lurid



60007101
46019-000002
Sunflower

60007102
46019ZL-000002
Sunflower
Color Image

Base Models



60007099
46020-000002
Glacier

60007116
46020ZL-000002
Glacier
Color Image



60007100
46021-000002
Merlot

60007115
46021ZL-000002
Merlot
Color Image



Base Models



60006233
49844-000002
Brick

60006254
49844ZL-000002
Brick
Color Image



60006234
49843-000002
Sage

60006255
49843ZL-000002
Sage
Color Image



60006235
49846-000002
Frequency

60006256
49846ZL-000002
Frequency
Color Image



60005823
49453-000002
Flat Sand

60005824
49453ZL-000002
Flat Sand
Color Image

60005899
49528-000002
Slim
Flat Sand



60005825
49452-000002
Flat Grey

60005760
49452ZL-000002
Flat Grey
Color Image

60005898
49527-000002
Slim
Flat Grey



60005214
49180-000002
Brown

60005215
49180ZL-000002
Brown
Color Image



60005826
49454-000002
Flat Turquoise

60005827
49454ZL-000002
Flat Turquoise
Laser Engrave

60005900
49529-000002
Slim
Flat Turquoise



60005856
49193-000002
Glow-in-the-Dark
Green

60005765
49193ZL-000002
Glow-in-the-Dark Green
Color Image



60005218
49181-000002
Mercury Glass

60005219
49181ZL-000002
Mercury Glass
Color Image

Base Models



60001262
28129-000002
High Polish
Green

60001258
28129ZL-000002
High Polish Green
Laser Engrave



60005212
49190-000002
High Polish
Rose Gold

60005213
49190ZL-000002
High Polish
Rose Gold
Laser Engrave



60001164
20446-000616
High Polish Blue

60001579
20446ZL-000038
High Polish Blue
Laser Engrave

60001181
20494-000080
Slim
High Polish Blue



60001237
24747-000002
High Polish Purple

60001259
28124-000002
Slim
High Polish Purple



60000817
24756-000002
High Polish Black

60001246
24756ZL-000002
High Polish Black
Laser Engrave



60001260
28123-000002
Slim
High Polish Black

60001264
28123ZL-000002
Slim
High Polish Black
Laser Engrave



60005826
49454-000002
Flat Turquoise

60005827
49454ZL-000002
Flat Turquoise
Laser Engrave

60005900
49529-000002
Slim
Flat Turquoise



60005856
49193-000002
Glow-in-the-Dark
Green

60005765
49193ZL-000002
Glow-in-the-Dark Green
Color Image



60005218
49181-000002
Mercury Glass

60005219
49181ZL-000002
Mercury Glass
Color Image



60001163
150-002586
Black Ice®


60001213
150ZL-000060
Black Ice®
Laser Engrave

60001182
20492-000109
Slim
Black Ice®



60005222
49191-000002
High Polish Teal

60005223
49191ZL-000002
High Polish Teal
Laser Engrave



60000807
151-000723
Multi Color

60001578
151ZL-000037
Multi Color
Laser Engrave

60001180
20493-000076
Slim
Multi Color

Base Models



60001320
218C-000002
Black Matte with Chrome



60005770
218L-000002
Black Matte with Brass



60001195
218-003759
Black Matte



60001203
218ZL-000044
Black Matte
Color Image



60000227
1618-000174
Slim
Black Matte



60001437
218ZB-000055
Black Matte
Color Image



60001438
1618ZB-000033
Slim
Black Matte
Color Image



60005216
49146-000002
Iridescent



60005217
49146ZL-000002
Iridescent
Color Image



60006606
48628-000002
Sky Blue Matte



60006627
48628ZL-000002
Sky Blue Matte



60006607
48629-000002
Grass Green Matte



60006628
48629ZL-000002
Grass Green Matte

Base Models



60001188
239-000542
Navy Matte



60001569
239ZL-000042
Navy Matte
Color Image



60001190
231-000249
Orange Matte



60001268
231ZL-000041
Orange Matte
Color Image



60001185
238-000122
Pink Matte



60001206
238ZL-000004
Pink Matte
Color Image



60001435
1638-000039
Slim
Pink Matte



60001189
229-000501
Royal Blue Matte



60001205
229ZL-000042
Royal Blue Matte
Color Image



60001436
221-000214
Green Matte



60001568
221ZL-000042
Green Matte
Color Image



60001187
233-000600
Red Matte



60001204
233ZL-000051
Red Matte
Color Image



60005404
1633-079950
Slim
Red Matte



60001274
28378-000002
Gray



60005762
49475ZL-000002
Metallic Red
Laser Engrave



60001184
21063-000263
Candy Apple Red



60001166
254B-002282
High Polish Brass



60001177
1654B-000155
Slim
High Polish Brass

Base Models



6000804
200-020274
Brushed Chrome

60001178
1600-000408
Slim
Brushed Chrome



6000805
250-023085
High Polish Chrome

60001174
1610-001405
Slim
High Polish Chrome



6000806
205-009785
Satin Chrome

60001179
1605-000203
Slim
Satin Chrome



60001165
204B-001189
Brushed Brass



60005764
49477-000002
Tumbled Brass



60001192
121FB-001073
Antique Silver



60001567
201FB-000120
Antique Brass



60006236
49839-000002
Rustic Bronze

60006257
49839ZL-000002
Rustic Bronze
Laser Engrave



60001234
24648-000002
Herringbone Sweep



60001233
24647-000002
Chrome Arch



60001256
28181-000002
Linen Weave



60001257
28182-000002
Diagonal Weave

Armor®



6000849
162-000133
Armor®
Brushed Chrome



60001159
167-000108
Armor®
High Polish Chrome



6000850
168-000018
Armor®
Brushed Brass



6000851
169-000029
Armor®
High Polish Brass



An exclusive bottom stamp authenticates these chrome and solid brass lighters as heavy-walled Armor®, about 1.5 times as thick as a classic windproof lighter case.

Precious Metal

Prices for solid gold and sterling silver case lighters may vary due to fluctuating market value of precious metals. These changes are without notice. Please contact your Zippo Sales Representative for further details.



60006080
26-000029
Armor®
High Polish
Sterling Silver Case



60000337
13-000032
Brushed
Sterling Silver Case



60006081
27-000014
Armor®
Brushed
Sterling Silver Case



60001186
15-000175
High Polish
Sterling Silver Case



60000852
1500-000046
Slim
High Polish
Sterling Silver Case



60001171
23-000037
1941 Replica
High Polish
Sterling Silver Case




60001172
24-000032
1941 Replica
Hand Satin
Sterling Silver Case



60001492
14-000026
Vintage
High Polish
Sterling Silver Case

The Solid Gold Case Zippo Lighter is meticulously crafted and presented along with a certificate of authenticity in a walnut display case.



60001193
195-045
High Polish
18K Solid Gold Case

1935 Replica

Distinctive features:


- Three-barrel outside hinge joins the lid and bottom; the current Zippo lighter has a five-barrel hinge.
- Open hollow rivet secures flint wheel to inside unit.
- Bright brushed chrome finish with or without slashes on the opposite corners of the front and back surfaces.
- Flat bottom case with unique bottom stamp.



60001173
1935.25-000002
1935 Replica
Brushed Chrome



60001577
1935-000002
1935 Replica
Brushed Chrome



1935 Bottom Stamp

1941 Replica

Distinctive features:

- Four-barrel hinge joins the lid and bottom; the current Zippo lighter has a five-barrel hinge.
- Sides of the inside unit are flat, with squared edges where they meet the front and back surfaces.
- Inside unit has fewer holes in the chimney than current models; also fitted with a hollow rivet that holds the striking wheel in place.



60001169
1941-000930
1941 Replica
Brushed Chrome



60001170
1941B-000075
1941 Replica
Brushed Brass



60000665
28582-000002
1941 Replica
Black Crackle®



60000810
24096-000007
1941 Replica
Black Ice®



60001198
24485-000002
1941 Replica
Black Ice®
Laser Engrave

Vintage Lighters

There's Nothing Old About Zippo Vintage.

The success of Zippo's 50th anniversary commemorative lighter in 1982 was a strong indicator that Zippo customers and collectors were receptive to the addition of more vintage-style lighters to the product line. Zippo Vintage lighters were introduced in 1985, designed after a similar Zippo lighter created in 1937.

Distinctive features:

- Five-barrel hinge joins the lid and the bottom; same as current Zippo lighter.
- Sides of the unit are flat, with rounded corners and edges replicating the 1935 square case.
- Flat bottom and top case with current bottom stamp.



60004723
230.25-000221
Vintage
Brushed Chrome



60001167
230-000211
Vintage
Brushed Chrome



60000808
240-000131
Vintage
Brushed Brass



60001317
260-000002
Vintage
Street Chrome



60000809
260-000251
Vintage
High Polish Chrome



60001168
270-000151
Vintage
High Polish Brass



Imprint Methods




Methods available to customise Zippo Windproof Lighters.
Create a custom windproof lighter with one of our specialty design processes.

50 pieces MOQ unless otherwise noted.

Finishes









- Plated
- Powder Coat
- PVD Finish
- Translucent Powder
- Antique

Signature Custom Imprint Methods

<p>Auto Engrave</p> <p>One of our most popular customisation methods, the Auto Engrave process employs diamond-cut engraving to achieve the intricate, dimensional look of jewellery. Also available on select precious-metal models.</p>	 #46011	<ul style="list-style-type: none"> ■ Standard imprint charges apply ■ Base model restrictions apply ■ Art constraints apply ■ May require additional lead time ■ Minimum quantity required
<p>Laser Engrave</p> <p>Computer-programmed laser engravers expertly reproduce your custom artwork onto a variety of base models. The crisp and precise design is revealed in metallic tones beneath the lighter's finish to provide luxurious contrast.</p>	 #49940	<ul style="list-style-type: none"> ■ Standard imprint charges apply ■ Multiple surfaces available ■ Minimum quantity required ■ ■
<p>Color Image</p> <p>Zippo's signature printing method is capable of anything from one-colour logos to full-colour photographic representations. Multiple spot colours can be matched to PMS colours for simple logos.</p>	 #48875	<ul style="list-style-type: none"> ■ Standard imprint charges apply ■ Not available on precious metal finishes ■ Minimum quantity required ■ Art constraints apply

Premium Custom Imprint Methods


All models below require special handling due to the unique processes and methods on each piece. Several model styles below require minimum quantities, tooling charges and special lead times, as well as specific art files. Contact your Zippo Sales Representative for more information.

<p>Lustre</p> <p>Restricted to plated finishes, the Lustre process recreates a design with intricate etching, which is then plated to add both depth and durability.</p> <ul style="list-style-type: none"> • 100pc MOQ for Antique finishes only 	 #352	<p>Double Lustre</p> <p>A design is double-etched onto a lighter and then plated for a layered, multi-dimensional effect. The lighter's high-polish finish is incorporated into the design's negative space for added depth.</p> <ul style="list-style-type: none"> • Base model restrictions apply • Art constraints apply 	 #48862	<p>Fusion</p> <p>A combination of specific pre-determined colour palettes and chrome breaks creates an iridescent, metallic look.</p> <ul style="list-style-type: none"> • Base model restrictions apply • Art constraints apply 	 #48592
<p>Auto Two-Tone</p> <p>Contrast is achieved when Zippo engraves in two different depths. Vibrant chrome and brass engraving allows for a "gold and silver" effect.</p> <ul style="list-style-type: none"> • Base model restrictions apply • Art constraints apply 	 #48725	<p>Laser Two-Tone</p> <p>Zippo's lasers can be programmed utilising two different depths, creating a unique contrast with silver and gold tones.</p> <ul style="list-style-type: none"> • Base model restrictions apply • Art constraints apply 	 #48968 Not in catalogue	<p>Photo Image</p> <p>Photographs are digitally replicated into high-resolution images, which are then laser-engraved with pin-sharp accuracy.</p> <ul style="list-style-type: none"> • Standard imprint charges apply • Base model restrictions apply • Art constraints apply 	 #48859
<p>Stamping</p> <p>Image is debossed into the case, creating a 3D design.</p> <ul style="list-style-type: none"> • Art constraints apply • Tooling charges may be required • MOQ: 500pc 	 #28994 Not in catalogue	<p>Emblem</p> <p>Image is die-struck onto various metal substrates such as brass, aluminum and pewter.</p> <ul style="list-style-type: none"> • Art constraints apply • May require additional lead time • Tooling charges may be required • MOQ: 500pc 	 #2003963		

Laser 360°

Precision lasers engrave 360° seamlessly around any High Polish lighter case.

- Base model restrictions apply
- Art constraints apply
- Design Center visits only


#49190

Black Light

Specially formulated ink takes on a bluish glow when exposed to UV black light.

- Base model restrictions apply
- Design Center visits only


#48386


Luxury Custom Imprint Methods

All luxury custom orders need to be routed through the Zippo Design Center.

Deep Carve

A powerful milling machine accurately engraves deep, contoured cuts into an Armor® case using a selection of tool sizes. Special buffing and plating is then applied for a high-end look.


- Art constraints apply
- MOQ: 100


#49173

Laser/Auto Engrave

Zippo can combine our Laser and Auto Engrave processes for a luxurious, dimensional look.


- Base model restrictions apply
- Art constraints apply


#150-040217

Texture Print

Multiple layers of ink are applied to create textured icons or patterns that rise from the lighter's surface.

- Base model restrictions apply
- Art constraints apply
- May require additional lead time
- Design Center visits only


#48867

MultiCut

A powerful milling machine accurately engraves deep, contoured cuts 360° around an Armor® case using a selection of tool sizes. Special buffing and plating is then applied for a high-end look.


- Base model restrictions apply
- Art constraints apply
- Design Center visits only
- Also available on select precious-metal models
- MOQ: 100


#49883

Laser Fancy Fill

Skilled designers enhance our Laser Engrave process by adding various directional fill patterns to achieve a three-dimensional effect.


- Standard imprint charges apply
- Base model restrictions apply
- May require additional lead time


#46125
Not in catalogue

Stone Attachment

Zippo designers and engineers continually explore special crystals, stones and other inlay materials to enhance your custom design.


- Availability subject to change
- MOQ may vary for certain designs or custom stones
- Also available on select precious-metal models


#49060
Not in catalogue

Epoxy Inlay

Clear, marbled or solid epoxies are inlaid into deep cavities or over special engraving by highly skilled artisans.

- Base model restrictions apply
- Art constraints apply
- MOQ: 100pc


#28807
Not in catalogue

540 Color

Our proprietary design application seamlessly surrounds the entire lighter (excluding the hinge and bottom stamp) with vibrant, full-colour graphics.


- Art constraints apply
- Design Center visits only


#49901

540 Fusion

540 Fusion seamlessly envelops the lighter on all sides with shimmering, metallic colour palettes, combining the hallmarks of both our 540 Color and Fusion processes.

- Art constraints apply
- Design Center visits only


#48622

Iced

Zippo's Iced lighters have a glossy, smooth finish with a unique design peeking through the translucent topcoat, creating the effect of looking through a thin sheet of ice.

- Art constraints apply
- Design Center visits only
- MOQ: 500pc


#29824
Not in catalogue

Custom Art • Limited Editions • Exclusive Designs • Signature & Licensed Designs

Custom designs can be supplied by the customer or created by Zippo artists. Personalisation and consecutive numbering are also available for an additional charge.

All designs are subject to approval by Zippo's Design Center and/or Licensing Departments. Contact your Zippo Sales Representative for further details, terms and exclusions.

Accessory Lighter Inserts

Yellow Flame Pipe Butane Lighter Insert

Combining the benefits of the Yellow Flame Butane Lighter Insert with the unique chimney style of our classic pipe lighter, the Yellow Flame Pipe Butane Lighter Insert is designed for optimal downward flame draw for occasions that call for an odour-free flame. Backed by our best-in-class warranty and refillable for years of reliable use.

- Fits all regular Zippo lighter cases* - interchangeable with traditional insert
- Replaceable flint and wheel ignition for reliable, familiar action
- Refillable with Zippo Butane Gas
- 2-year warranty

*Excludes Slim and 1935 Replica cases



Standard packaging for Yellow Flame Pipe Butane Lighter Insert



Yellow Flame Butane Pipe Lighter Insert

- 2007732 • English, German, Polish
- 2007733 • German, French, Dutch
- 2007734 • French, Spanish, Portuguese

Refillable with Zippo Butane Gas


Accessory Lighter Inserts

Yellow Flame Butane Lighter Insert

Zippo's Yellow Flame Butane Lighter Insert is the perfect accessory for anyone's favourite Zippo lighter case. The pressurised butane insert stays true to Zippo's roots in form and function and produces a cooler, odourless yellow flame for more versatility.

- Fits all classic Zippo lighter cases* - interchangeable with traditional insert
- Replaceable flint and wheel ignition for reliable, familiar action
- Refillable with Zippo Butane Gas
- 2-year warranty

*Excludes Slim and 1935 Replica cases



Accessory Lighter Inserts

Single and Double Torch Butane Lighter Inserts

- Push-button ignition
- Adjustable flame
- Refillable with Zippo Butane Gas
- 2-year warranty
- Fits all classic Zippo lighter cases* - interchangeable with traditional inserts



For use with all classic Zippo windproof lighter cases*

*Excludes Slim and 1935 Replica cases. Single and Double Torch Butane inserts are also not compatible with Armor® cases

Pipe Lighter Inserts

- Allows users to direct flame downward without scorching pipe
- Available in stainless-steel and gold-flashed finishes
- Refillable with Zippo Lighter Fuel
- Limited availability. Contact your Zippo Sales Representative for details.



Zippo Fuel



60002153
314IFREX
Zippo Lighter Fuel
125 ml



Price is subject to change without notice.



3141
3141EEX
Zippo Lighter Fuel
125 ml



Price is subject to change without notice.



60001215
3141GEX
Zippo Lighter Fuel
125 ml



Price is subject to change without notice.



60001992
3141PDEX
Zippo Lighter Fuel
125 ml



Price is subject to change without notice.



2007569
Zippo Butane Gas
100 ml

Price is subject to change without notice.



2007570
Zippo Butane Gas
100 ml

Price is subject to change without notice.



2007571
Zippo Butane Gas
100 ml

Price is subject to change without notice.



2007572
Zippo Butane Gas
250 ml

Price is subject to change without notice.

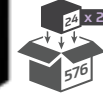


Accessories



60001324
2425G
Wick Dispenser

Individually carded, punched for pegboard use. 24 cards per counter display box.



60000743
2406NG
6 Flints Plastic Dispenser

Individually carded, punched for pegboard use. 24 cards per counter display box.



60000869
121503
Aluminum Fuel Canister



Keep your flame burning. This reusable, personal-sized canister holds enough fuel to fill one Zippo windproof lighter so you're never running on empty.



60001232
122110
Cotton Felt Replacement Kit



2005268
Flask

Stainless steel 177ml flask with debossed Zippo logo and secured lid has a slim, slightly curved shape for comfortable carrying.



2005269
Flask

Leather wrapped stainless steel 177ml flask with debossed Zippo logo and secured lid has a slim, slightly curved shape for comfortable carrying.

Lighter Pouches



60001218
LPCB-000001
Lighter Pouch
with Clip
Brown



60001216
LPLB-000001
Lighter Pouch
with Loop
Brown



60001221
LPTBK-000001
Lighter Pouch
with Thumb Notch
Black



60001219
LPCBK-000001
Lighter Pouch
with Clip
Black



60001217
LPLBK-000001
Lighter Pouch
with Loop
Black



60005676
49400-000002
OD Green Pouch and Black Crackle® Gift Set



60005678
49402-000002
Black Pouch and Black Crackle® Gift Set



60005677
49401-000002
Coyote Pouch and Black Crackle® Gift Set



Displays




60001656
142720 - France/Germany
142724 - United Kingdom
Light and Motion Display
(Shown with base 142725, sold separately below)
• Lighted, lockable revolving countertop unit.
• Angled shelves hold 96 Zippo windproof lighters.
Product sold separately.
Dimensions:
40.6 x 40.6 x 94cm
Call For Pricing



60001657
142725
(Base)
Floor Stand Storage Base
Sturdy, lockable optional base for countertop units 142720 and 142724 ships flat and provides ample storage for back-up stock.
Dimensions:
44.8 x 43.8 x 74.9cm
Call For Pricing



60001223
142713 - France/Germany
142717 - United Kingdom
Light and Motion Display
(Shown with base 142725, sold separately below)
• Lighted, lockable revolving countertop unit.
• Angled shelves hold 60 Zippo windproof lighters.
Product sold separately.
Dimensions:
39.4 x 40.6 x 68.6cm
Call For Pricing



60001657
142725
(Base)
Floor Stand Storage Base
Sturdy, lockable optional base for countertop units 142713 and 142717 ships flat and provides ample storage for back-up stock.
Dimensions:
44.8 x 43.8 x 74.9cm
Call For Pricing




60000668
142744
192 Piece Display
• Lockable two-sided swivel display holds 192 Zippo windproof lighters.
• Square storage base provides ample storage for back-up stock.
Product sold separately.
Dimensions:
45.7 x 45.7 x 193cm
Call For Pricing
***While supplies last**



60001252
142707
15 Piece
Countertop Display
• Single-sided lockable display.
• Angled shelves hold 15 Zippo windproof lighters.
Product sold separately.
Dimensions:
20.3 x 8.9 x 50.2cm
Call For Pricing



60000672
142708
30 Piece
Countertop Display
• Two-sided lockable swivel display.
• Angled shelves hold 30 Zippo windproof lighters.
Product sold separately.
Dimensions:
17.1 x 20.3 x 51.4cm
Call For Pricing



Zippo UK Ltd.

Tel: +44 (0) 208 964 0666

ukorders@zippo.com

zippo.co.uk

Distribution in: United Kingdom

Zippo GmbH, succursale française

Tel: +33 (0) 1 44 93 20 10

serviceclient.fr@zippo.com

atencionalcliente.es@zippo.com

zippo.fr / zippo.es

Distribution in: France, Spain, Portugal, Andorra

Zippo GmbH

Tel: +49 (0) 211 90 987 - 400

EMEAinfo@zippo.com

zippo.at / zippo.be / zippo.de / zippo.nl / zippo.pl / zippo.ie

Distribution in: Austria, Belgium, Germany, Liechtenstein,
Luxembourg, Poland, Switzerland, The Netherlands, Ireland