





... YOUR PARTNER IN  
LOADING DOCK SAFETY AND EFFICIENCY SOLUTIONS



**NOVA DEFENDER GATE™**

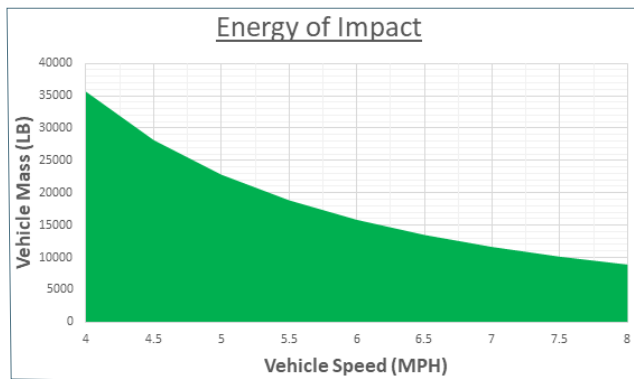
# NOVA DEFENDER GATE™ SERIES



## TOUGH. SIMPLE. RELIABLE.

Based on its engineered design and proven by standardized testing, the Defender Gate™ can stop a 13,500-pound forklift traveling at 6.5 mph. To better quantify the impact rating designation and provide a better degree of impact protection, the Gate can be rated in terms of total Kinetic Energy absorbed.

The chart below helps in understanding the effects of various speeds and weights based on the Kinetic Energy absorbed. The Defender Gate™ is engineered to provide effective protection for any combination of vehicle mass and speed in the green shaded area of the chart.



## PROTECT PERSONNEL AND EQUIPMENT WITH NOVA DEFENDER GATES™

The NOVA Defender Gate™ prevents forklift falls and provides heavy-duty protection for high-traffic areas and loading docks. This product line can also be used to block off dangerous electrical equipment, hazardous items, and pedestrian zones, and help facilities operate safely and efficiently. Additionally, they effectively prevent overhead door damage – one of the highest maintenance expenses of busy distribution centers. The Defender Gate™ is available in several styles and sizes up to 16-foot wide.

- Stops a 13,500-pound forklift traveling at 6.5 mph
- Meets OSHA guidelines for fall protection
- All steel construction, proudly made in USA
- Virtually zero maintenance required
- Electronic interlock options available
- Custom sizes, configurations, and Safety Guard attachments are available




**WARNING:** This product can expose you to chemicals including lead, which are known to the State of California to cause cancer or birth defects or other reproductive harm. For more information go to [www.P65Warnings.ca.gov](http://www.P65Warnings.ca.gov)

# NOVA DEFENDER GATE™ 10



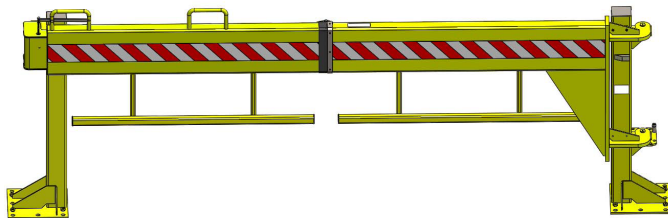
## DEFENDER GATE™ 10

The NOVA Defender Gate™ 10 has a single safety rail that stands 42-inches high, heavy-duty bollards and easy-glide hinges for effortless opening/closing. Its small footprint and compact design are functional in tight areas and perfect for facilities where space is limited. The DG10 safety barrier is ideal for protecting equipment, pedestrian zones, hazardous areas and other in-plant safety applications.



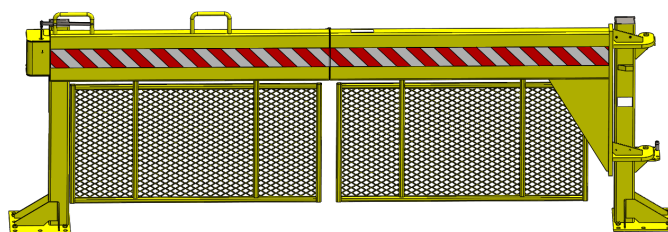
## DEFENDER GATE™ 10 WITH MID RAIL

NOVA offers a Mid Rail attachment that adds a barrier 21-inches above the floor. When paired with the Mid Rail attachments, the DG10 meets OSHA standards for fall protection and can be installed at loading docks or other raised surfaces.



## DEFENDER GATE™ 10 WITH SAFETY GUARD

NOVA offers a Safety Guard attachment that adds a barrier below the gate, extending 6-inches above the floor for crawl-through protection. The DG10 with Safety Guard stops personnel and materials from entering restricted areas or falling off ledges. When paired with the Safety Guard attachments, the DG10 meets OSHA standards for fall protection and can be installed at loading docks or other raised surfaces.



## SPECIFICATIONS:

- Requires little to no maintenance
- Effortlessly folds in half
- Allows full pass-through clearance with gate open at 90°
- Heavy-duty steel construction with self-lubricating hardware
- Built-in leveling screws
- Standard sizes available up to 10-feet
- STRONGEST gate on the market!

## FEATURES AND BENEFITS:

- Easy to operate with minimal effort
- Custom sizes and configurations available
- Ships in just three pieces (all hardware included)
- Lockable latch (lock not included)
- Positive stop holds gate open without using moving parts
- Safety Guard attachments and electronic interlock options available
- 21-inch Mid Rail attachment optional
- Made in USA




*Latch release on grab handle allows for faster, easier opening and closing*

**1-800-236-7325**  
[www.novalocks.com](http://www.novalocks.com)

# NOVA DEFENDER GATE™ 20

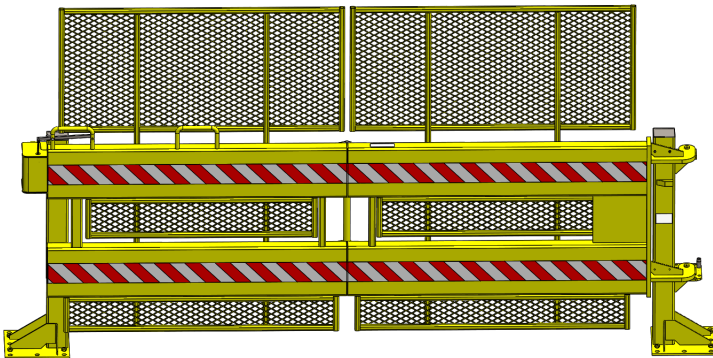
## DEFENDER GATE™ 20

The NOVA Defender Gate™ 20 stands 42-inches high and has the same compact footprint as the DG10, plus the addition of a heavy-duty double panel design for added safety. The DG20 is ideal for use at loading docks, pits or vats. Its lower bottom rung meets the OSHA 21-inch mid-rail requirement and the DG20 meets OSHA standards for fall protection.



## DEFENDER GATE™ 20 WITH SAFETY GUARD

NOVA offers a Safety Guard attachment for the DG20 that adds a barrier above, between, and below the rails of the gate. The Safety Guard attachments reach 72-inches high and extend to 6-inches above the floor for overhead and crawl-through protection. With the addition of the Safety Guard, the DG20 protects elevated equipment, restricts access to dangerous areas, and stops personnel or materials from falling off ledges.



## SPECIFICATIONS:

- Upper and lower guardrails
- Requires little to no maintenance
- Effortlessly folds in half
- Allows full pass-through clearance with gate open at 90°
- Heavy-duty steel construction with self-lubricating hardware
- Built-in leveling screws
- Standard sizes available up to 10-feet
- STRONGEST gate on the market!

## FEATURES AND BENEFITS:

- Meets OSHA guidelines for fall protection
- Easy to operate with minimal effort
- Custom sizes and configurations available
- Ships in just three pieces (all hardware included)
- Lockable latch (lock not included)
- Positive stop holds gate open without using moving parts
- Safety Guard attachments and electronic interlock options available
- Made in USA



*Latch release on grab handle allows for faster, easier opening and closing*

# NOVA DEFENDER GATE™ XL



## DEFENDER GATE™ XL


The NOVA Defender Gate™ XL is available in larger sizes up to 16-feet wide and has double rails like the DG20. Bollards and trusses support the added weight of the elongated design, and a third top handle is included to ensure ease of operation. The DGXL provides a larger coverage area for increasing in-plant safety and security or protecting loading docks and other elevated surfaces.



*13,500-pound test capacity at 6.5 mph*

## DEFENDER GATE™ XL WITH SAFETY GUARD

NOVA offers the DGXL with Safety Guard attachments for enhanced protection. Safety Guards for the double-rail DGXL add barriers above, below and in between the rails that reach 72-inches high and extend to 6-inches above the floor for overhead and crawl-through protection.



*Safety Guard available for additional protection*

## SPECIFICATIONS:

- Effortless opening and closing
- Swings open for full pass-through clearance
- Equipped with double guardrails
- Equipped with bollards for added support
- Requires little to no maintenance
- Durable all-steel construction
- Self-lubricating hardware
- Built-in leveling screws
- Standard sizes available from 12 to 16-feet

## FEATURES AND BENEFITS:

- Meets OSHA guidelines for fall protection
- Three top handles for easy operation
- Ships in three pieces (all hardware included)
- Locking pin with an included padlock
- Safety Guard attachments and electronic interlock options available
- We offer custom sizes and configurations
- Made in USA

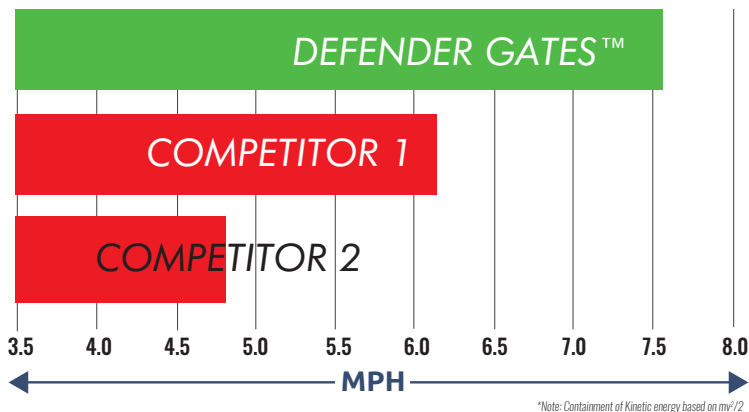
**1-800-236-7325**  
[www.novalocks.com](http://www.novalocks.com)

# NOVA DEFENDER GATE™



## Testing Capacity - Results

### SPEED AT WHICH EACH COMPETITOR'S GATE WILL STOP A 10,000LB FORKLIFT



\*Note: Containment of Kinetic energy based on mv<sup>2</sup>/2

### Forklift Weight & What Can Be Stopped (based on kinetic energy absorption)

Brand Name	Weight (lbs)	MPH Stopped
<b>Hyster S100FT</b> <small>Model: S100FT</small>	16,032	6
<b>Crown CGC50C-5</b> <small>Model: CGC50C-5</small>	15,400	6.1
<b>Toyota Box Car Lift</b> <small>Model: 8FGC55U</small>	12,000	6.9
<b>Starke XVI Series</b> <small>Model: XVIFG45</small>	9,900	7.6
<b>53 Komatsu FB15m-3</b> <small>Model: 6900</small>	6,900	9.1

# NOVA DEFENDER GATE™



## PREVENTS BUILDING DAMAGE

- Protects doors, door tracks, personnel, and equipment
- Absorbs impacts from forklift and pallet jack accidents
- Saves on repair costs, maintenance costs, and downtime

## INCREASES SAFETY

- Stops forklifts and pedestrians from falling off of docks
- Meets OSHA's fall protection guidelines
- Includes gate swing safety controls
- Powder-coated yellow finish with 3M® reflective tape
- Top grab handles keep hands away from pinch points
- Separates pedestrian traffic from internal vehicle traffic

## ROBUST PERFORMANCE & DURABILITY

- Industry-leading impact rating
- Stops a 13,500-pound forklift traveling at 6.5 mph
- All-steel construction
- Heavy-duty steel hinge assembly

## SIMPLE INSTALLATION

- Anchors into concrete
- Ships in just three pieces (all hardware included)
- Features built-in leveling screws

## EASY TO USE

- Swings open with minimal effort
- Opening range of 90° to 180°
- Adjustable backstop for best operational angle
- Magnet holds gate halves together

## ADAPTABLE

- Three models to suit various application needs
- Standard sizes for DG10 and DG20 ranging from 6-feet to 10-feet in half-foot increments
- Standard sizes for DGXL ranging from 12-feet to 16-feet in one-foot increments
- Custom sizes and configurations available

**1-800-236-7325**  
[www.novalocks.com](http://www.novalocks.com)

# LOADING DOCK EQUIPMENT PRODUCTS BUILT FOR SAFETY, RELIABILITY AND STRENGTH



## VEHICLE RESTRAINTS

The most effective way to prevent accidents caused by trucks and trailers from prematurely pulling away from docks during loading and unloading.



## DOCK LEVELERS

Allow forklifts to make a smooth, safe transition between loading dock and trailer, reducing the effects of dock shock and the jarring that occurs when a lift truck crosses between the warehouse floor and trailer bed.




## SEALS AND SHELTERS

A wide variety of designs to fit your facility's needs for vehicle type, door size, dock height, driveway grade, dock traffic and weather conditions.



## SAFETY BARRIER PRODUCTS

Reduce your risk of injury as well as damage to your building, equipment and products.



## LOADING DOCK ACCESSORIES

Comprehensive line of loading dock accessories and loading dock aftermarket products to improve safety, productivity, security and environmental control.

Since 1986, NOVA has been providing innovation and reliability to the loading dock industry. We manufacture and distribute a comprehensive line of vehicle restraints, mechanical, air-powered and hydraulic dock levelers, edge-of-dock levelers, dock seals and shelters, safety barrier products, and other loading dock accessories to improve safety, productivity, security and environmental control.

For a dealer in your area or for additional information on routine service, preventative maintenance, product questions, or to request a quote, contact NOVA Technology.



1-800-236-7325

[www.novalocks.com](http://www.novalocks.com)