
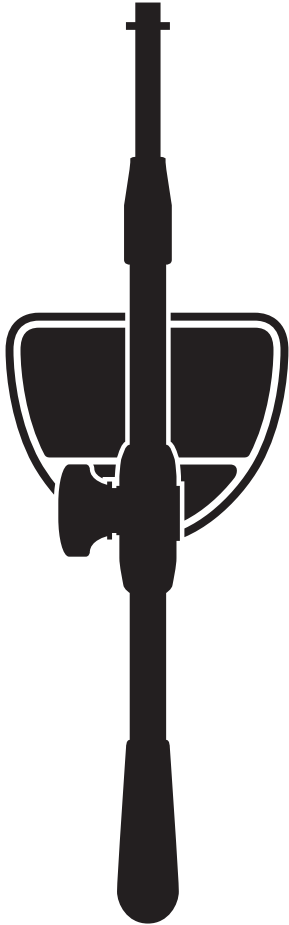


ULTIMATE
SUPPORT®

AX-48 PRO MIC BOOM WITH ADAPTER
AX-48 PRO MIC BOOM, 17366

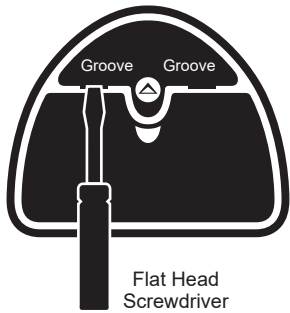


Now you can attach a boom arm or other 5/8" threaded devices to the keyboard stand top cap.


LIMITED LIFETIME WARRANTY
GO TO [ULTIMATESUPPORT.COM](https://www.ultimatesupport.com) FOR MORE DETAILS



REMOVING TOP PLATE

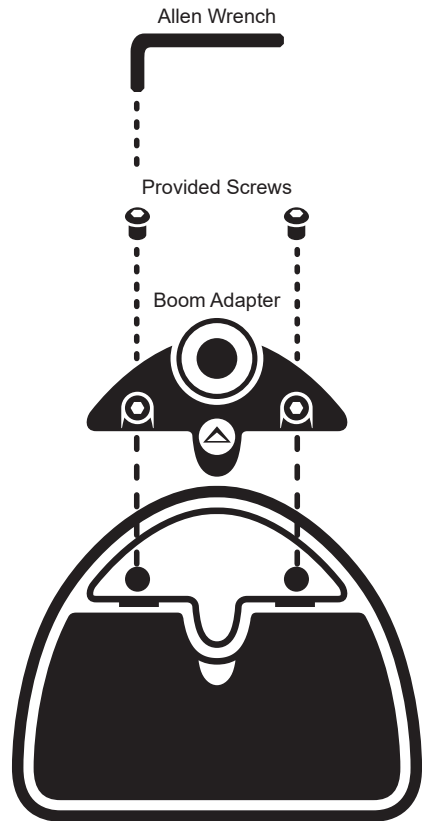


Using a flat head screwdriver, find the two grooves and pry top plate.



Remove the top plate off the keyboard stand cap.

INSTALLING THE MIC BOOM ADAPTER



Place the boom adapter on the keyboard stand cap. Use the two provided screws and Allen wrench to attach the boom adapter.