

Monitor Stand Instruction Sheet

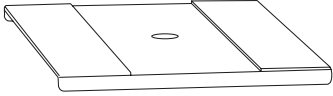
JS-MS70 item #17441



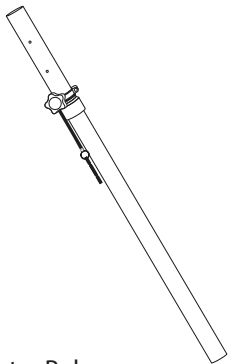
(1) 4mm Hex Wrench



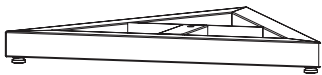
(2) Small Hex Screw



(2) Top Plate



(2) Center Pole



(2) Triangle Base



(2) Washer



(2) Large Hex Screw



(1) 5mm Hex Wrench



(6) Spiked Feet

Thread small hex screw through top plate into the top of center pole (Use included 4mm hex wrench).

Make sure center pole is fixed and flip upside down. Place base on bottom of pole, use washer and large hex screw to attach base (Use included 5mm hex wrench)

OPTIONAL:

Change out rubber feet by unscrewing them from the base and screwing in spiked feet.

