

MINI TILTING CONTAINER TYPE EXPO®



EXPO 275

Tilting Container with low structural height and rolling mechanism

- height dumping edge 455 mm
- optimised load centre
- can be emptied at any height by cable operated from the driver's seat
- body with all-round reinforced edging
- sturdy frame with fork sleeves
- can be secured to prevent slipping and unintentional emptying
- wheels can be fitted later



EXPO 150



EXPO 225 with castors

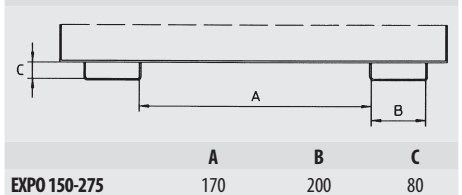


EXPO 225 with lid

Accessories

- 2 swivel + 2 fixed polyamide castors Ø 100 mm, one swivel castor with brake – construction height 125 mm
- galvanized lid, can be opened from both sides
- welding, oil- and watertight
- Note: other sizes available (please refer to page 3, EXPO)

Fork sleeve inside dimensions in mm



	Volume (approx.) in m ³	Dimensions in mm (l x w x h)	Height dumping edge in mm	Load capacity in kg	Weight in kg (painted/galv.)
EXPO 150	0,150	960 x 640 x 540	455	750	70 / 76
EXPO 225	0,225	960 x 925 x 540	455	750	82 / 89
EXPO 275	0,275	960 x 1210 x 540	455	750	90 / 97


MINI SWARF CONTAINER TYPE EXPO®-E




EXPO-E with castors

Swarf Container, low construction height and with rolling mechanism

- perforated sieve and 1" drain-cock designed to separate liquids from solids and drain them
- welding, oil- and watertight
- height dumping edge 455 mm
- optimised load centre
- can be emptied at any height by cable operated from the driver's seat
- body with all-round reinforced edging
- sturdy frame with fork sleeves
- can be secured to prevent slipping and unintentional emptying



1" drain-cock



Perforated corner sieve



Accessories

- 2 swivel + 2 fixed polyamide castors Ø 100 mm, one swivel castor with brake – construction height 125 mm
- galvanized lid, can be opened from both sides

	Volume appr. in m ³	Dimensions in mm (l x w x h)	Height dumping edge in mm	Load capacity in kg	Weight in kg (painted/galv.)
EXPO-E 150	0,150	960 x 640 x 540	455	750	72 / 78
EXPO-E 225	0,225	960 x 925 x 540	455	750	84 / 91
EXPO-E 275	0,275	960 x 1210 x 540	455	750	92 / 99

Fork sleeve inside dimensions

Please see above (EXPO)

Finish:

RAL 2000

RAL 3000

RAL 5012

RAL 6011

RAL 7005

hot-dip galvanized