














Find your shoe brand in the left column, then locate the style in the columns to the right – OR – match your shoe's cleat receptacle to one of the images across the top row, then choose any Softspikes® or Champ® cleat package that fits that Insert System.

If your shoe is not on this chart, or you need more information about choosing the right replacement cleats, visit www.golfspikes.com.

| <p>START HERE</p> | <p><i>If your receptacle looks like one of these:</i></p>  <p>Select a cleat for this Insert System:</p> | <p><i>If your receptacle looks like this:</i></p>  <p>Select a cleat for these Insert Systems:</p> | <p><i>If your receptacle looks like this:</i></p>  <p>Select a cleat for this Insert System:</p> | <p><i>If your receptacle looks like this:</i></p>  <p>Select a cleat for this Insert System:</p> | <p><i>If your receptacle looks like this:</i></p>  <p>Select a cleat for this Insert System:</p> | <p><i>If your receptacle looks like this:</i></p>  <p>Select a cleat for this Insert System:</p> |
|---|---|---|---|---|---|---|
| <p>LOCATE YOUR SHOE BRAND</p>  |  |  |  |  |  |  |
| ADIDAS | | All Styles 2002-2009 | All Styles After 2009 | | Traxion Paragon 2001-2006 | |
| ASICS | | All Styles After 2010 | | | | |
| CALLAWAY | All Styles After 2015 | 2015 Styles: Chev Aero; 2014 Styles: Chev Force, Chev Lite; 2013 Styles: C-Tech Saddle, C-Tech Summer, Sport ERA; All Styles Before 2013 | 2015 Styles: X Cage Pro, X Nitro; 2013 Styles: TA Chev Bulcher, Tour Staff, Razr X, XTreme | | | |
| CUATER (TRAVIS MATHEW) | All Styles | | | | | |
| ECCO | All Styles 2014 and After | All Styles Before 2008 | | All Styles 2008-2013 | World Class Series | |
| FOOTJOY | Freestyle, DNA 2.0, DNA Helix, ContourFIT, FJ Energize, Tour-S; All Styles 2019 and After | All Styles 1999-2017 (excluding Classics, Dry Premiere, M:Project, DNA, 2014 SuperLite styles 58004 and 58012) | M:Project, DNA, 2014 SuperLite (Styles 58004 and 58012) | | Classics/Dry Premiere, 1857 | All Styles Before 1999 |
| NEW BALANCE | All Styles 2014 and After | | | All Styles Before 2014 | | |
| NIKE | Lunar Control, Air Zoom Precision, Air Zoom Direct, Lunar Command 2; All Styles 2018 and After | All Styles 2010-2018 (excluding Lunar Control, Air Zoom Precision, Air Zoom Direct, Lunar Command 2) | TW 2015, F2 Premiere | All Styles 2001-2009 | All Styles Before 2001 | |
| OAKLEY | | All Styles Before 2013 | All Styles 2013 and After | | | |
| PUMA | All Styles 2020 and After (excluding IGNITE Drive & Drive Fusion) | All Styles 2010-2011; 2012 Styles: Ace 2, Club 917, Jigg, PG Roma | All Styles 2013-2019 (excluding PWRAadapt, Blaze Sport, PROAdapt); 2012 Styles: Iso Pro, Spark Sport, Cell Fusion, Super Cell | All Styles Before 2010 | SF Lux Limited | |
| SKECHERS | | | All Styles 2014 and After | | | |
| SQUAIRZ | All Styles | | | | | |
| TRUE LINKSWEAR | All Styles | | | | | |
| UNDER ARMOUR | All Styles | | | | | |
| WALTER HAGEN | | All Styles | | | | |

COMPATIBILITY NOTES: Fast Twist® 3.0 cleats will fit Slim-LOK®, Fast Twist®, and Tri-LOK® receptacles. • Slim-LOK® and Fast Twist® 3.0 are cross-compatible. • Tri-LOK® and Fast Twist® are cross-compatible. • Fast Twist® cleats will not fit Fast Twist® 3.0 or Slim-LOK® receptacles.