

# Car Topper Proper Care & Use

To ensure best performance read instructions below.



QUAD

## BATTERY USE WARNING

**⚠ WARNING**

**Risk of fire, explosion or burns.**  
Read manual on proper operating/handling procedures.

**BATTERY HANDLING**  
Keep dry.  
Do NOT expose to open flame.  
Do NOT impact this battery; Handle with care.  
Keep out of reach of children.

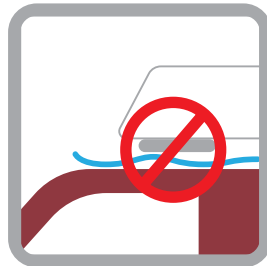
**BATTERY USE**  
Store and charge in a cool dry, well ventilated area.  
Max. operating temperature: 140° F.  
Dispose of battery if it appears damaged or swollen.  
Only use appropriate charger.  
Never use damaged or modified charger.

**BATTERY DISPOSAL**  
Dispose of battery in accordance with local laws.

**140°F**  
MAX TEMP



Do Not Exceed 55MPH



Do Not Place Towels Between Magnet and Car.  
**Car Protector Pad OK**



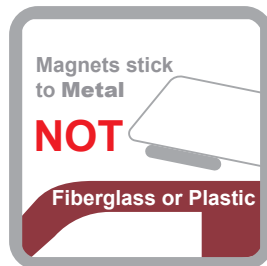
Do Not Use in EXTREME WINDS

## To Prevent Scratching & Damage

Make sure magnets are clean and free of debris. If magnets are damaged or worn, new magnets are available for purchase. Install sign by gently lowering onto roof of car. When removing sign do not rock back and forth as rocking sideways could dent your roof.



Do Not Use on Glass Sunroofs or T-Tops



Do Not Use on NON-METALLIC Cars

**Newly Waxed Cars are slick and might allow the car topper to slide around. Be Aware.**

## Review Instruction on Sign Bottom

At least once a month, inspect and clean signs. Make sure lights, cords, and magnets are in working order. If sign is dirty, clean with a Brill-O-Pad and water- the logo is protected by a scratch proof laminate and cannot be damaged by cleaning. Also make sure magnets are securely fashioned to the sign.

## Replacement Parts List



**Battery Pack**  
\$34.00




**Magnet**  
\$11.50



**Charger**  
\$15.25



**Magnet Cover**  
\$1.25



**Car Protector Pad**  
\$3.00



**Sign Lock**  
\$9.75