

Applying Magnet Covers


WARNING! Please Read:

Use magnet covers only on the appropriate magnets. Failure to do so may cause the sign to become detached from the vehicle resulting in damage to the sign or vehicle.


DO NOT USE MAGNET COVERS on HTH Signs with the following magnets.




OK TO USE MAGNET COVERS on HTH Signs with the following magnets.



Applying the Magnet Cover:



Push rubber grommet onto magnet screw.



Insert magnet with screw into magnet cover.




Stretch cover over the bottom of the magnet.



Be sure all edges of the magnet cover are wrapped over the edges of the magnet.



The cover should be nice and tight across the bottom of the magnet.



BOTTOM

TOP

CORRECT APPLICATION

Note that the cover is applied to the bottomsides with the screw head visible. The top side should remain visible.