

USB CAR FLASHLIGHT

RECHARGEABLE FLASHLIGHT

USER MANUAL



IMPORTANT: Review this manual before using the USB Car Rechargeable Flashlight. Failure to follow these instructions could result in damage to the flashlight, personal injury, or property damage. Safely store this manual for future reference.

Rechargeable 550 Lumen LED Flashlight,
& 14,500 (600mAh) Rechargeable Battery

Your Police Security® USB Car Rechargeable Flashlight is perfect for every day use. It provides a powerful, portable light source for use around the home, office, or anywhere you need extra light.

ON | OFF & MODE SWITCH

3 MODES

HIGH

LOW


STROBE



Hard press ON/OFF button to change modes

CHARGE


1.) Twist counter clockwise the endcap to remove and reveal USB-A Connector.




2.)



SLIDE FOCUS



3.) Connect the USB-A Connector to a 5V/2A USB charging adapter to ensure the battery is fully charged.



4.) Charge indicator light:

Red Flash: Low battery power

Red: Charging

Green: Battery is fully charged



CHARGE FULLY BEFORE FIRST USE
CHARGE TIME UP TO 1.5 HOURS

WARNING
CHOKING HAZARD

Small parts, adult supervision required.
Not Intended for children under 5 years

Note: Depending on the output of the socket used, the rate and length of charge may vary.

Police Security® cannot be held responsible for any damage or accident caused by using an alternative charging source other than the USB charging source. Under optimum conditions and with a full charge, the USB Car Rechargeable Flashlight can be used for up to 2 hours.

Safety Precautions:

- Use only AC USB charging adapters or an appropriate USB power outlet when charging the USB Car Rechargeable Flashlight. Do not attempt to charge the USB Car Rechargeable Flashlight with an adapter that is not compatible as this could result in a fire, damage to the USB Car rechargeable flashlight or personal injury.
- If the USB-A Connector comes into contact with water, place in a dry location at room temperature, on a soft absorbent towel and allow to dry thoroughly. Do not connect or operate the cable until it is completely free of moisture. Exposure to damp or wet conditions could cause electrocution or damage to the flashlight.
- Do not charge in combination with any extension cord, electrical generators, or step-up transformers.
- Do not charge in the vicinity of flammable liquids or materials. Always connect to power in a dry and suitable location.

Care and Maintenance:

- Store the USB Car Rechargeable Flashlight in a clean and dry area. The USB Car Rechargeable Flashlight may also be stored in a vehicle for use in roadside emergencies. If kept in a vehicle, it is recommended that battery be recharged periodically to ensure maximum performance in an emergency. Keep in secure and safe place inside vehicle to prevent damage to flashlight and battery.
- To clean the USB Car Rechargeable Flashlight, wipe with a soft cloth dampened with a soap and water solution. Do not immerse or submerge any part of the the USB Car Rechargeable Flashlight in any solvent or water. Never use solvents or cleaning agents containing petroleum (petrol, kerosene, oil), paint thinner, turpentine, alcohol, or ammonia. Harsh materials like these can damage surfaces.

- All repairs should only be carried out by a qualified service personnel. Do not open exterior casing of the USB Car Rechargeable Flashlight, as there are no user serviceable parts inside. Opening or visible attempts to open or repair the USB Car Rechargeable Flashlight may cause damage to the product or personal injury. LED chips should not wear out under normal conditions and do not need to be replaced.

- Only use the rechargeable battery included with the product.
- Using other batteries could cause spark, short circuit or over-heating.
- Never attempt to disassemble the battery. Liquid ejected from batteries may cause irritations or burns.
- Fully charge the battery before use.
- Charge regularly for best battery life.
- Do not expose battery to fire or extreme heat.
- Never attempt to incinerate batteries as they may leak or explode.
- Under extreme conditions, liquid may be ejected from the battery.
- If liquid comes in contact with the skin or eyes, immediately flush the affected area with water and seek medical attention.



This product contains a Li-Ion battery formulated from environmentally sensitive materials. This product must be disposed of properly with due care for the environment. Please return this product to your local recycling center for proper disposal.