
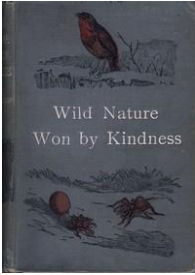



RESOURCES

Nature Study Book List for all years

 <p>Countryside Rambles by WS Furneaux</p> <p>Buy paperback edition, published by Yesterday's Classics at Amazon.co.uk here.</p> <p>OR</p> <p>Buy the eBook edition here.</p>	 <p>Stock on up on some modern British field guides on birds, animals and plants. Some examples are pictured here. These can be supplemented with mobile apps like LeafSnap.</p>
---	---

Year 1 Book List for Science

 <p>Wild Life in Woods and Fields (Book 1 of 'Eyes and no Eyes' series) by Arabella Buckley</p> <p>Buy paperback edition of Book 1 at Amazon.co.uk here.</p> <p>Listen at Librivox here.</p> <p>Download a free copy of 'Eyes and no Eyes' from Internet Archive here (18MB)</p>	 <p>Wild Nature Won by Kindness by Eliza Brightwen</p> <p>Read online for free here.</p> <p>OR</p> <p>Listen at Librivox here.</p>	 <p>By Pond and River (Book 2 of 'Eyes and no Eyes' series) by Arabella Buckley</p> <p>Buy paperback edition of Book 2 at Amazon.co.uk here.</p> <p>Listen at Librivox here.</p> <p>Download a free copy of 'Eyes and no Eyes' from Internet Archive here (18MB)</p>
--	--	--

Additional Year 1 Resources

- ✓ A spiral-bound A5 or A4 sketch book of at least 60 unlined pages (this will be your child's Nature Notebook)
- ✓ Magnifying glass
- ✓ Smartphone or camera to take photographs (optional)
- ✓ Pencil bag with pencils, eraser, sharpener and pencil crayons
- ✓ A pond fishing net, or materials to make your own pond net: muslin fabric, a stick, a willow twig, a stone and string.
- ✓ Several clear plastic jars with screw lids
- ✓ Watercolour paper pad of minimum 160gsm thickness, at least 35 sheets (paintings to be cut out and pasted in the Nature Notebook)
- ✓ Size 8 round watercolour paintbrush
- ✓ Good quality set of watercolour paint tubes of at least 6 colours.
- ✓ Plastic paint mixer tray
- ✓ Set of 12 to 24 soft pastels (NOT oil pastels)
- ✓ Neutral or earth-tone coloured pastel paper pad of 160gsm thickness, at least 12 sheets
- ✓ Fixative spray (so that the pastel drawings don't smudge)

