



LUNAR NEW YEAR

For more
printables:



DIRECTIONS: Happy New Year! 2024 is the year of the dragon. Color the dragon!




2024
is the year of the
DRAGON



DIRECTIONS: The Lunar New Year, also known as Chinese New Year, is celebrated all over the world. Many families decorate with lanterns. Follow the step-by-step directions to create a paper lantern!

1

Use scissors to cut a small strip from a piece of cardstock. Set the strip off to the side—this will be the lantern's handle!




2

Fold the paper in half.




3

On the edge that is folded, use scissors to cut up the length of the paper, but not all the way across.



4

Unfold the paper. Then, pull the edges of the paper together, attaching them with tape or staples.



5

Take the strip that you set off to the side. Tape or staple it to two sides of the top of the lantern.



6

Your lantern is complete! Hang it up using the handle and celebrate the new year!

