

186 TIMELESS BEAUTY



190 NATURAL WONDER



BEFORE & AFTER

bathrooms


Not long ago, these stunning spaces were poky, dated and impractical. Read on to discover the secrets behind 10 inspiring yet achievable makeovers

EDITOR VERA KLEIN ART DIRECTOR YASMINE PARKER

195 CLASSIC GLAMOUR



202 MODERN LUXE



BEFORE



contemporary charm

Three rooms became one in a redesign that treated a traditional terrace to some modern love

WORDS BETTINA TYRRELL STYLING LISA HILTON
PHOTOGRAPHY BRIGID ARNOTT

bath Original sash windows, refreshed with high-gloss Resene paint in Black, frame the greenery outside homeowner Colleen's gorgeous new bathing haven. Positioned below the window is a Villeroy & Boch 'La Belle' freestanding bath, which Colleen admits was a splurge. Charcoal 'Bluestone' porcelain tiles from Di Lorenzo ground the space. "I love the tiles," says Colleen. "They give the room definition and dimension." An elegant 'Shu' wooden stool from The Design Hunter lends natural beauty.



WHO LIVES HERE? Colleen, a management consultant.
ORIGINAL ROOM: Three terracotta-tiled rooms forming part of a terraced home, ripe for renovation, in Sydney's inner west.

TIME FRAME: About 10 weeks.

WHY THE MAKEOVER? "The original space was a disaster," recalls Colleen. "There was a bath, shower and basin in one room, which you couldn't even turn around in, a separate toilet, and a third room that was a very narrow laundry."


THE WORKS: Inspired by European bathroom design, in which the wash zone and laundry are often combined, Colleen asked interior designer Margo Reed of The Design Hunter to create a light and spacious bathroom with a modern Parisian feel. Dividing walls were removed to create the foundation for a large rectangular zone where contemporary meets traditional.

KEY FEATURES: The size! The now-generous bathroom has great storage, a freestanding bath, a large shower, double-basin vanity, and a laundry tucked behind a purpose-built cabinet.

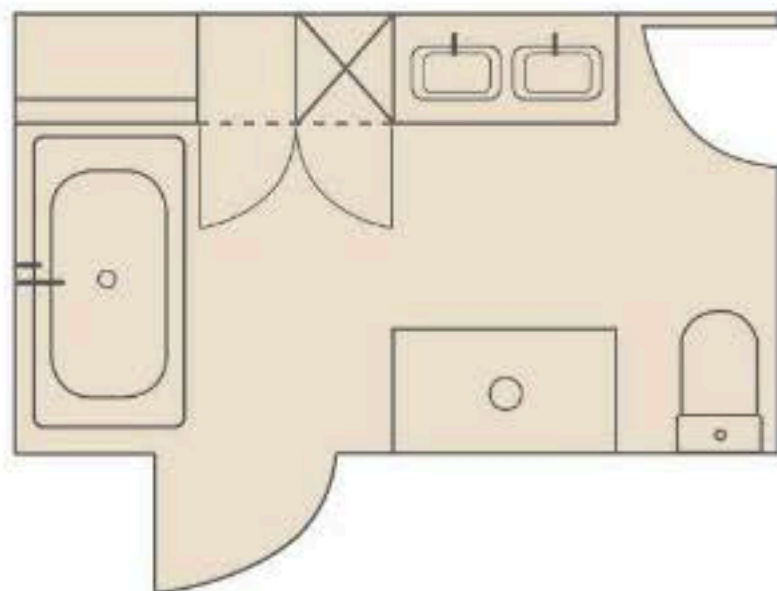
LESSONS LEARNED: Be canny about where to spend and where to save, and remember that it doesn't have to mean compromising on style. "My budget drove some good decisions," says Colleen. "I thought it would be the opposite! I thought I wanted new doors leading outside, but the original doors ended up looking great with just a bit of paint."



"I USE THIS BATHROOM IN preference TO THE ENSUITE AS IT PUTS ME IN A good mood FOR THE DAY" - COLLEEN



basins Mixers from Gessi's 'Via Manzoni' range accompany twin Villeroy & Boch 'Loop' rectangular basins, all from Just Bathroomware. The vanity features a Caesarstone benchtop in Raven and 2-pac cabinetry in Resene Quarter Tea. Bevelled white gloss 200mm x 600mm wall tiles from Di Lorenzo bring a touch of texture. >



BUDGET BREAKDOWN

| | |
|-------------------------------|-----------|
| Appliances | \$2168 |
| Benchtop | \$500/sqm |
| Basins | \$1198 |
| Basin mixer | \$1140 |
| Bath | \$11,499 |
| Bath spout & wall mixer | \$820 |
| Floor tiles | \$42/sqm |
| Joinery | \$11,000 |
| Shower screen & mirror | \$2250 |
| Stool | \$280 |
| Toilet | \$1279 |
| Wall tiles | \$40/sqm |

Total cost (including design & labour) \$47,500*

CONTACTS

Interior designer: Margo Reed, (02) 9386 9638, thedesignhunter.com.au.
Builder: B2 Construction, 0404 154 431, b2construction.com.au.
Stockists, page 262

* SOME COSTS ARE BASED ON OWNERS' ESTIMATES AND WILL VARY. ACTUAL PAINT COLOURS MAY VARY ON APPLICATION.



laundry An Electrolux stackable front-loader washer and dryer, both from Harvey Norman, hide neatly behind 2-pac poly cabinetry in Resene Quarter Tea. "Stacking appliances is a great way to save space," explains interior designer Margo. The shelves are stocked with Bamboka towels and earthy curios from The Design Hunter. "We wanted the bathroom to have a lot of storage to cater for the laundry, but still have a spacious feel," adds Margo. "The open shelving was a styling decision as much as it was a practical one." Similarly, the custom frameless shower screen from B2 Construction was chosen to keep the room open and light.