



# Thank You from Alliance for Period Supplies

Dear Ally,

Please accept this heartfelt thanks on behalf of the Alliance for Period Supplies for your generous commitment of time and effort to coordinate a period supply drive for individuals who experience period poverty.

By hosting this drive, you are helping to ensure a sufficient supply of period supplies are available and that awareness is being raised. The effects of raising awareness in your community will hopefully lead to more change!

We want your drive to be a success, so we've put together this tool kit with tips and facts to help you recruit and educate your donors.

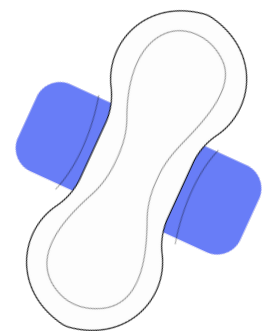
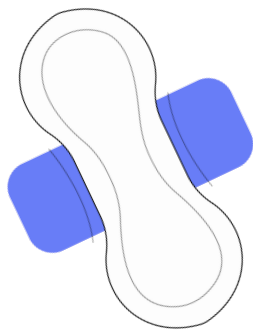
We hope you enjoy coordinating the drive and will let us know how it goes!

Sincerely,

Jennifer Gaines  
Program Director

# This Toolkit Includes...

- Period Supply Drive Ideas
- Social Media Tips
- Social Media Samples
- Period Supply Drive Checklist
- Product Collection Form
- Product Goal Sheet
- Period Poverty Fact Sheet
- Supply Drive Flyers and Signs



**Let's Get Started!**

# Hosting a Period Supply Drive



## Share Your Plans With Us!

Let us know your plans so we can help promote your event & get you connected with a certified Alliance for Period Supplies area coordinator! Allied programs can let you know what they are short on, and their most requested items. Partnering with an area coordinator gives donors confidence their donations are going to the right place.




### Choose Your Location(s)

Pick a place that is centrally located. A library, school, or local business – gain the support of the community by making it convenient to donate! Selecting a location that is easily accessible will generate greater participation. Label collection bins, and download our drop box flyer!



### Decide on a Time Frame

Plan to host your period supply drive for at least a week, or longer so people have enough time to donate. Does it make sense to tie your drive to a holiday, or community tradition? Perhaps you can partner with an already planned event! FYI: Menstrual Hygiene Day is May 28th!



### Get The Word Out

Announce your period supply drive through social media, press releases to local media and post notices (like our fact sheets and flyers we included) near the locations to donate! One of the best ways to advertise is word of mouth so be sure to talk about the drive to anyone and everyone.

# Period Supply Drive Ideas



## Time to Team Up

Hosting a drive with a few friends, coworkers, or family members can really help spread the word and minimize the work load by sharing it among a few people. Grab a helpful hand or two and get started!

## Themes

Picking a theme can make your period supply drive standout! Themes can be simple as “Girls helping Girls”, Stuff a Bus, or more creative like a themed dinner dance for period supplies!

## Locations

Be creative & convenient. There are many ideal locations for a period supply drive. Some examples are:

- Schools
- Places of worship
- Community Centers
- Offices
- Libraries
- Coffee shops
- Pharmacies
- Gyms
- Grocery stores
- Hair & Nail Salons
- Health Centers

## Party It Up

If you’re planning a party, ask guests to bring a pack of period products as their admission! Make it a period party!

- Baby shower
- Block party
- Birthday party
- Cocktail party
- Game night



## Make it a Competition

Make your period supply drive fun and engaging! Have a competition and offer small prizes or recognition for the team, class or office that brings in the most products! Friendly competition can help spread the word and increase turnout.



## Pass The Torch!

Be sure to promote your results to all those who participated and others as well. Use terms like “this time we collected” or “this time we raised...” so people understand there is an ongoing need. Offer support to those who want to host a period supply drive of their own!

# Social Media Tips



## Get the Word Out

Social media is a highly effective tool to reach a large amount of people in very little time. Take advantage of your online presence and notify as many people as possible to participate in your period supply drive. (Make sure your volunteers are doing the same!) Add and tag our accounts below!

### Facebook - (@AllianceforPeriodSupplies)

- Create a Facebook "Event" and invite all your friends. This is a great way to keep track of interest and to post updates on your collection status. Be sure to share the event with APS, as well!
- Share your story (create posts with all the drive details or even film a Facebook Live).
- Create a shareable profile picture frame.
- Thank donors by giving them a shout out and tagging them in your posts.
- Upload plenty of photos and use the universal hashtag #EndPeriodPoverty in your posts.

### Instagram - (@PeriodSupplies)

- Share pictures of your period supply drive flyer.
- Utilize the location tagging tool to share your collection sites.
- Tag @PeriodSupplies and anyone else you want involved.
- Remember to hashtag #EndPeriodPoverty and any other relevant hashtags that may draw interest to your posts!



**Need some inspiration?**  
This toolkit includes posts you can use to get started!

### Twitter - (@PeriodSupplies)

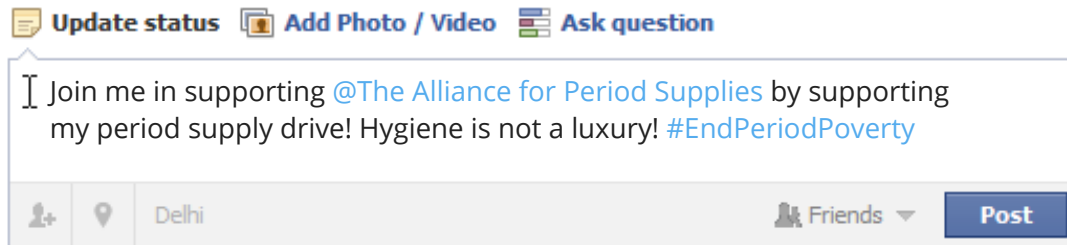
- Tweet before, during, and after your fundraiser. Let your supporters know how planning is going, how close you are to your goal, and the results!
- Share a link to your Facebook event, or fundraising page where followers can learn more about your period supply drive and period poverty.
- Remember to include the hashtag #EndPeriodPoverty and any other relevant tags in your tweets!

## Get personal: Send an Email!

Emails are an effective tool to utilize throughout your period supply drive. Personalize your message and go into detail on why you are hosting a period supply drive and would like the individual or company to participate. Explain what you are collecting, where, and of course, your goal.



# Period Supply Drive Ideas



- I believe everyone has the right to feel comfortable and clean. Please show support by donating to my period supply drive! *(insert graphic with details on period supply drive)*
- Did you know 1 in 4 women have struggled with #periodpoverty? Please donate to my period supply drive to help change that.
- Small things impact big things. That is why I'm holding a period supply drive on behalf of @PeriodSupplies. Please consider giving today *(add time + location details)*
- Lack of period products is a hidden consequence of poverty. Help me reach my goal today and donate to my period supply drive! Every bit counts. #EndPeriodPoverty
- Help make a difference in an individual's life today. Donate to my period supply drive that will be taking place in *(location)*
- #PeriodPoverty Fact: School aged girls cannot participate in educational actives without access to fundamental resources. Please consider donating to my period supply drive!
- Individuals require an average of 6 period products per day, and period supplies aren't covered by safety net programs. #EndPeriodPoverty *(insert drive flyer)*

Follow us on social media for more useful content!



Alliance for Period Supplies



@PeriodSupplies



@PeriodSupplies

# Period Supply Drive Toolkit

Follow and mark this 10 point checklist to ensure you have a successful drive.  
#EndPeriodPoverty!

## 1. Partner with an organization

First visit [allianceforperiodsupplies.org](http://allianceforperiodsupplies.org) to find an Alliance for Period Supplies allied program in your area. If there isn't one, reach out to agencies such as women's shelters, food pantries, publicly funded child care centers, or health clinics.

## 2. Choose your location

Pick one or more locations that are centrally located and willing to help, like a local business, bank, library, etc. Be sure to label your collection bin (flyer included in this toolkit).

## 3. Recruit volunteers

Ask friends, family, colleagues or neighbors to help out!

## 4. Select a start and end date

Typically, period product drives run for one week to a month.

## 5. Set your goals

How many donations would you like to raise? Ask the organization you're donating to what sizes they need most. Develop a way to track your progress. (Use our goal chart!)

## 6. Decide on your theme

Whether it's a themed party, a competition, or a simple period supply drive in your office, choose what works for you!

## 7. Spread the word

Announce your period product drive via social media, emails, local news outlets, and notices throughout your community. Distribute the period poverty fact sheets in this toolkit. Be active before and during the product drive!

## 8. Set up transportation

Depending on how many period products are donated, consider what type of vehicle you will need to transport them.

## 9. Collect and deliver

Rally the volunteers and deliver your donated period products to your partner organization. Don't forget to take photos and share them!

## 10. Share your results

Post pictures on social media and let everyone know (including Alliance for Period Supplies) your results! Don't forget to thank donors and volunteers too!



# Product Collection Form

Use this form to track the amount of products you raised. Be sure to provide this information to the organization you donate to after your drive is done!

Style	Quantity
Pads	
Tampons	
Menstrual Cups	
Liners	
Wipes	
Pain-relief medication	
Resealable plastic bags	
Underwear	
Misc.	
<b>TOTAL</b>	

**TOTAL DONATIONS**

Number of period products:

Financial contributions:

Your group/organization/name:

Phone number:

Email:

Date:

Recipient organization/program:

# Period Poverty Fact Sheet

**Feel free to use these period poverty facts to support your donation drive. Use them on social media, handouts, and through word of mouth when discussing your drive.**


- 1 in 4 women struggled to purchase period products within the past year due to lack of income.\*
- 1 in 5 low-income women report missing work, school or similar events due to lack of access to period supplies.
- Lack of access to period supplies is linked to using substitute products (toilet tissue or socks), stretching product usage, and missing important events.\*
- An overwhelming 88% of women agree that period products are a basic necessity.\*
- Only 4% of women are aware of a local resource where free or reduced cost period supplies are available.\*
- State and federal safety-net programs cannot be used to purchase period supplies.

\* Source: 2018 U by Kotex survey conducted with YouGov

# PERIOD SUPPLY DRIVE GOAL SHEET

**1 in 4** individuals struggle with #PeriodPoverty.  
Help today and donate period supplies!

Our Goal: \_\_\_\_\_ Period Products!



**Follow us on social media:**

Facebook/AllianceforPeriodSupplies

Twitter: @PeriodSupplies

Instagram: @PeriodSupplies


Join our movement: [#EndPeriodPoverty](#)



**alliance for**  
**PERIOD**  
**supplies**

Alliance for Period Supplies is a 501(c)(3) organization and donations are tax deductible to the fullest extent of the law.

# It's that time

 Time to end  
period poverty.

---

Please support our  
Period Supply Drive

All funds and period products donated benefit:

Date(s):

Location(s):

Hosted by:

Thank you! Your donation helps people  
have peace of mind on their period.



**alliance for**  
**PERIOD**  
**supplies**