

## 1. Features

Product adopt the widely used 2.4GHz wireless technology with the features of low power consumption, long signal transmitting and strong anti-interference, etc. This product has auto-transmitting and auto-synchronizing function. Widely used on the controlling of hotel lighting and home lighting.



16 Millions of colors to choose



Remote control  
Control distance 30m



Dim brightness /  
Saturation / White mode



Smartphone app control  
(2.4GHz gateway is needed)



2.4G RF wireless  
transmission technology



Support third party voice control  
(2.4GHz gateway is needed)



Signal transmitting &  
Modes synchronization

## 2. Dynamic mode table selection

**Select dynamic mode table 1:** The light is powered off for 10 seconds and then powered on. Within 3 seconds, press the "S+" button 5 times, the blue light blink 3 times slowly, indicating successfully.

**Select dynamic mode table 2:** The light is powered off for 10 seconds and then powered on. Within 3 seconds, press the "S-" button 5 times, and the yellow light blink 3 times slowly, indicating successfully.

### Dynamic mode table 1 (default in factory)

Number	Dynamic Mode	Brightness / Saturation / Speed
1	Mardi Gras	Adjustable
2	Automatic color change	
3	Sam	
4	Gemstone	
5	Twilight	
6	American	
7	Fat Tuesday	
8	Party	
9	Slow Color Splash	

### Dynamic mode table 2 (need to switch manually)


Number	Dynamic Mode	Brightness / Saturation / Speed
1	Colors gradual change	Adjustable
2	White light Gradual change	
3	RGB gradual change	
4	Seven colors jump to change	
5	Jump to change randomly	
6	Red light gradual change +Flash 3 times	
7	Green light gradual change +Flash 3 times	
8	Blue light gradual change +Flash 3 times	
9	White light gradual change +Flash 3 times	

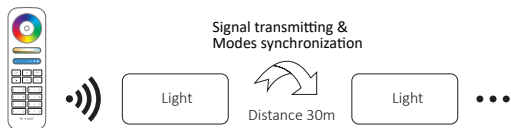
### 3. Signal transmitting

One light can transmit the signals from the remote control to another light within 30m, as long as there is a light within 30m, the remote control distance can be limitless.

### 4. Modes synchronization

Different lights can work synchronously when they are started at different times, light by the same remote, under same dynamic mode and within 30m distance.

 The same dynamic mode, the same speed can be synchronized.



### 5. Linking Code / Unlinking Code Instructions

#### Linking Code Instructions



Linking failed if light is not blinking slowly, Please follow above steps again.  
(Note: Light that have linked can't link again)

## Unlinking Code Instructions



1

Switch off light, after 10 seconds then switch on again.



2

Short press " I " button 5 times within 3 seconds when light on.



3

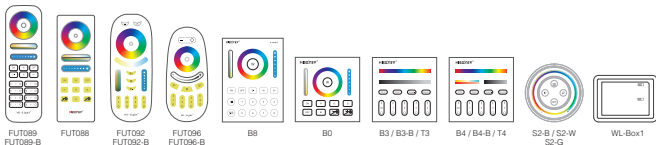
Lights blink 10 times quickly means unlinking is done successfully.



Unlinking failed if light is not blinking quickly, Please follow above steps again.

(Note: Light haven't linked that don't need to unlink)

## Compatible with these remote controls (Purchased separately)



## 6. Scan QR code to watch video instruction



Smartphone app control  
(WL-Box1 video)



Third party voice control

## 7. Attention

1. Please check whether the voltage of the power supply is in accordance with the light, and please check the connection of both the cathode and anode, otherwise the light will be broken.
2. Please don't connect wires with power on. Please turn on again only when it is in right connection and no short circuit.
3. Non-professional user cannot dismantle the lighting fixtures directly.
4. Please do not use the light in the place with widely range metal area or strong electromagnetic wave nearby, otherwise, the remote distance will be seriously affected.

Made in China

