

Ranger Crew Floor Board Skid Instructions



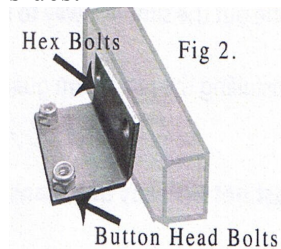
Part# 780FB

Step One: Start by installing the 4 700-52 “L” brackets to each side of the bracing bar that attaches the main frame to the outer frame as shown in Fig2. You will use the Hex bolts and nylock nuts to mount the “L” brackets to the frame.

Step Two: Before installing your floor board skid you need to put the 700-07 bar clamp in position. This bar clamp will go across the oval hole on the steel plate on the frame just behind the front tire. As shown in Fig.3

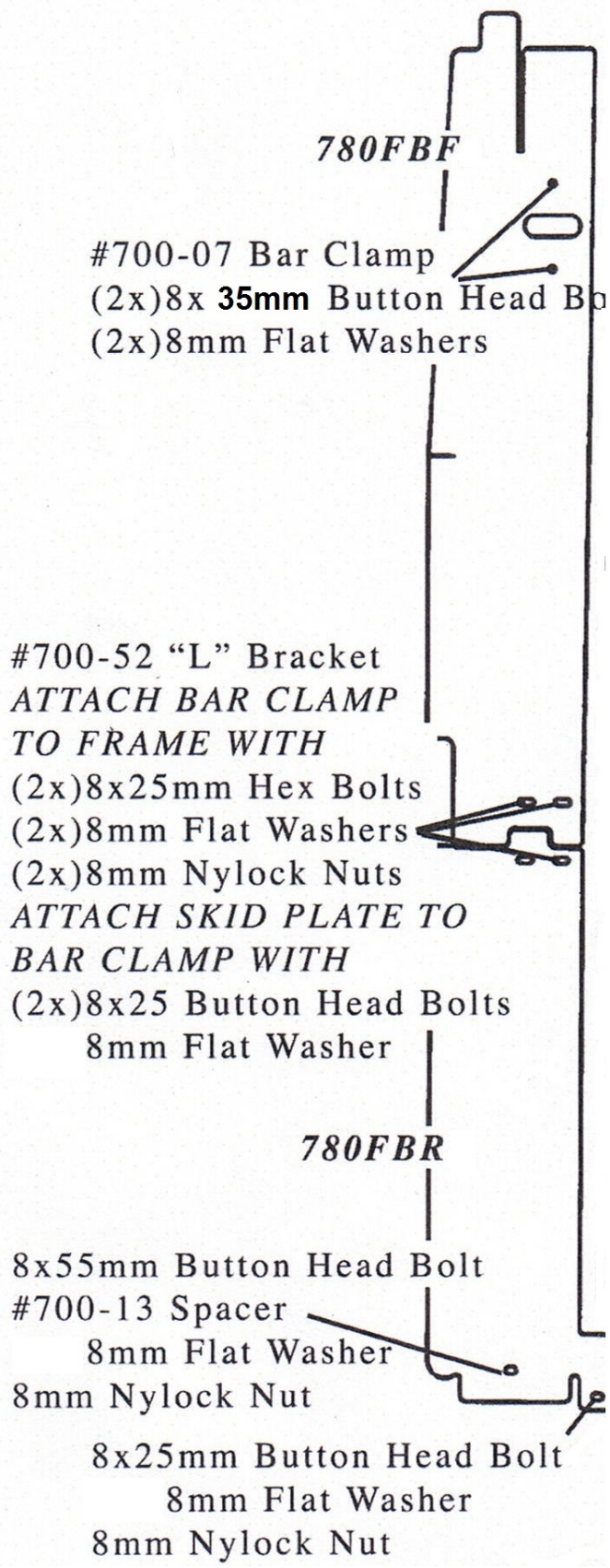
Step Three: With your bar clamp and “L” brackets in place you can now install your floor board skids, using the 8x25 Torx bolts and washers. Be sure to use anti seize on these bolts. Secure your plate to the “L” brackets you mounted to your frame. Then you can line the bar clamp up with the mounting holes using the access hole in the skid plate and start those bolts. Leave all of these bolts loose for now. The front plate will overlap the rear plate.

Step Four: Complete the installation at the rear section using your 8x55 bolt fed through the spacer and secured with a nylock nut and washers on top and bottom, as shown in Fig.4 Leave this loose for now. Next secure the tab on the skid to the frame using an 8x25 Torx bolt with washers on top and bottom and a nylock nut. Now you can square up the plate to the machine and tighten all of your hardware. It is the same procedure for both sides.



Hardware list for 780FBFA,780FBFB,780FBRA,780FBRB

- 2)700-07 Bar Clamps
- 4) 700-52 “L” Brackets
- 2) 700-13 Spacers
- 10) 8x25 Torx Bolts
- 4) 8x35 Torx Bolts
- 8) 8x25 Hex Bolts
- 2) 8x55 Torx Bolts
- 12) M8 Nylock Nuts
- 16) M8 Fasteners



780FBF

#700-07 Bar Clamp
 (2x)8x **35mm** Button Head Bolt
 (2x)8mm Flat Washers

#700-52 "L" Bracket
*ATTACH BAR CLAMP
 TO FRAME WITH*
 (2x)8x25mm Hex Bolts
 (2x)8mm Flat Washers
 (2x)8mm Nylock Nuts
*ATTACH SKID PLATE TO
 BAR CLAMP WITH*
 (2x)8x25 Button Head Bolts
 8mm Flat Washer

780FBR

8x55mm Button Head Bolt
 #700-13 Spacer
 8mm Flat Washer
 8mm Nylock Nut
 8x25mm Button Head Bolt
 8mm Flat Washer
 8mm Nylock Nut