

**SOLE**  
FITNESS

COPYRIGHT © SOLE FITNESS. ALL RIGHTS RESERVED.

VER24 1.1.0



**SOLE**  
FITNESS



*Fitness Collection*

## About SOLE

SOLE Fitness has been well-known for providing gym-quality exercise equipment in North America and abroad for decades. Due to that focus, it is consistently ranked as a premier fitness equipment provider and the best-buy brand via independent consumer review agencies. Initially beginning in the hotel industry and then quickly adopted by consumers for home use, our assortment began with treadmills and has grown to include ellipticals, bikes, rowers, climbers, and a strength lineup. As a result, SOLE Fitness has become a global premier fitness brand with millions of satisfied customers.

SOLE continues looking for ways to make our equipment better, more efficient, and of higher quality, while maintaining a fair price. With no exceptions, we will never compromise its integrity to improve the bottom line; that is how we amplify confidence in our products and commitment to our customers.

**SOLE**  
FITNESS



- 1 Console
- 3 Treadmill series
- 5 F89
- 7 ST90 / TT8
- 8 F85 / F80
- 9 F65 / F63
- 11 Elliptical series
- 13 E98 / E95s
- 14 E95 / E35 / E25
- 15 Bike / Rower series
- 17 LCB / B94
- 18 LCR / R92
- 19 SB900 / SB1200
- 20 KB900 / SR550
- 21 SRVO
- 25 Adjustable dumbbell
- 27 SOLE+ APP
- 29 3rd Party APPs collaboration
- 31 Product specification
- 35 International distributor

# CONSOLE DESIGN

## INTERACTIVE WORKOUT CONSOLE

Experience a next-level workout with our state-of-the-art exercise equipment. Our new 21.5", 10.1" to 15.6" touchscreen workout console and intuitive user interface make navigating our exclusive on-demand classes, 15+ training programs available to customize and enjoy your favorite streaming services like Netflix®, Disney+®, YouTube®, etc. while you exercise. Our user-friendly design includes built-in mirror casting capabilities, wireless chargers, and large speed and inclines quick keys for added convenience.



## TOUCHSCREEN CONSOLE

A wide-size touchscreen with ten more preloaded apps and mirror casting makes your daily workout more motivating. Following our original design concept, we keep both speeds and incline quick keys as the sizeable physical button for safety reasons.

## APPS COMPATIBILITY

SOLE engineering lab built its cardio lineup with the latest Bluetooth® wireless technology and the standard FTMS protocol, which allows you to connect to our SOLE+ for workout data recording or those famous workout apps in the market to compete with your friend or others in the digital world like Zwift® or Kinomap®.

## ON-DEMAND TRAINING VIDEOS

Unlock a world of fitness with SOLE on-demand training videos—exclusively designed for our SOLE fitness equipment owners. Access 5000+ professional trainer-led videos covering everything from treadmills to yoga. More detail in [page 6](#).


## PRECISELY TRAINING WITH GARMIN®

Now, your GARMIN wearable device\* can connect with your SOLE machine to monitor those key biodata, such as actual heart rate, respiration rate, Body battery, SPO2, and stress level, to assist you in improving your daily training performance to the next level.

\*This feature support with following GARMIN Devices: vivosmart®, vivoactive®, vivomove®, vivosport®, Venu®, Forerunner®, Fēnix®, Instinct®, tactix®, MARQ®, Enduro™, Lily™.

## FITNESS PROGRAMS

SOLE engineering lab inserts ten preset fitness programs to allow users to choose to meet their fitness goals. All programs are designed with fitness experts for workout enthusiasts to beginners. We also include the famously US military fitness test, designed to help you maintain and evaluate your aerobic endurance to meet the basic military fitness tests request. Check out more on [page 10](#).



# TREADMILL SERIES



## SOLE TREADMILL SERIES

SOLE Treadmills are built to satisfy and feature only the finest components for offering the best workout experience for your training performance. Its new Z shape structure design provides an elegant appearance and improves durability and stability simultaneously. Plus, the new entertainment system and latest connectivity technology help you train with motivation. Having been proven in the daily rigorous hotel environment, SOLE Treadmills have the feel you would find at the gym, in a treadmill for your home.

SOLE Treadmill is always your best training buddy to take your training to the next level, whether you're a fitness fanatic or just getting started. So get your workout regardless of the weather or time constraints, and stay motivated to reach your goals. SOLE Treadmills allow you to run, jog or walk to places you've never been before, all from the comfort of your own home.



NEW Z shape frame structure robust design

Multimedia entertainment console

Wide-range running surface design

Powerful motor system

# F89

## F89

### THE CROWN JEWEL OF SOLE INNOVATION

The F89 represents the culmination of engineering and style SOLE offers today. From the gigantic 21.5" android-powered smart touchscreen to the steel Z-shaped frame, top-of-the-line technology, and precise ergonomics and engineering, you can work out in the comfort of your home. Add to this our hundreds of free SOLE+ online fitness lessons through the console and app, and you have the most complete treadmill training package!



Most giant touchscreen in the SOLE cardio family



New Z-shaped design



Incline/Decline function available



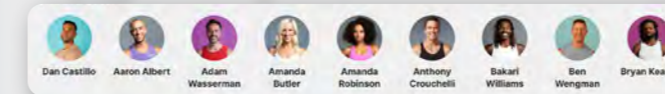
Wireless charging



## SOLE on-demand training videos

Our users now are available to enjoy our meticulously crafted through expert-led courses, with over 5000+ videos accessible, covering a diverse range of cardio and strength equipment, including treadmills, ellipticals, fitness bikes, indoor cycling, yoga, boxing, strength training, and more.

Our in-house trainers and studios professionally curate each video, ensuring you receive the highest quality guidance and instruction. The content is regularly updated, keeping pace with the latest fitness trends and ensuring your workout routine remains dynamic and engaging.



## Specifications

### Treadmills



#### F89

Display	21.5" Touchscreen
Programs	Manual, 7 standard programs, 2 HRC, 7 Military Fitness Test, Customized Programs are available and saved as Template Programs up to 12. Video classes
WiFi connection	Available
Bluetooth Connection	Bluetooth® 5.0 for APP connection, with FTMS protocol
Bluetooth Speaker	Bluetooth® 3.0 Audio enabled
Power Charging	Wireless charging 10 Watts
Compatible APPs	
SOLE+ workout data shareable with	
Motor	4.0HP
Power Source	AC 110V 15A / AC 220V-230V
Speed Range	1-22 KM/H 0.5-12 MPH
Incline (Decline) Range	-6-15 Levels
Running Surface	560 x 1525mm 22" x 60"
Cushion System	YES
Folding	Yes Unfolding by soft-drop lever
Toggle Switch: Speed/Incline	YES
Hand Pulse	YES
Built-In HR Receiver	YES, BLE & 5KHz
Cooling Fans	YES
Tablet holder	YES
Product Size	2120 x 962 x 1725mm 83" x 38" x 68"
Folded Size	1120 x 962 x 1810mm 44" x 38" x 71"
Carton Size	2195 x 995 x 440 mm 86" x 39" x 17"
NW/GW	145.2/159.5 kgs 319/351 lbs
QTY 20'/40'/40'HQ	27/60/72
Weight Capacity	170kgs / 375lbs




# ST90

## ST90

A RUNNING EXPERIENCE LIKE NEVER BEFORE

The SOLE ST90 is built with a revolutionary slat belt design to provide a most comfortable, smooth, and low impact for your daily training experience by reducing the wear and friction effects. Plus, to motivate you to push the extra mile, with the latest entertainment console, and connectivity technology, you can train with no limits at home.



20" x 60" slat belt surface (510 x 1438 mm)



Tail safety cover for anti-drag in design



Unique incline feature under the Free mode



Latest 15.6" large entertainment touchscreen console

## TT8

COMMERCIAL GRADE QUALITY WITHOUT THE PRICE

The SOLE TT8 is built with the finest commercial-grade components to offer our cardio lineup's highest durability and comfort. As one of the best non-folding treadmills in the market, SOLE TT8 features a powerful motor system, a new design touchscreen console, and the latest connectivity technology; you can train with your favorite apps anytime at home.



AC 3.0 HP Motor system



Decline function available



15.6" large touchscreen



22" x 60" slat belt surface (560 x 1525 mm)

# TT8



# F85

## F85

HIGHEST RATED BY INDEPENDENT REVIEW AGENCIES

The top model in the folding series and SOLE's No.1 seller, the new F85 treadmill made its upgrade incorporates the Z shape frame structure, a large 15.6" touchscreen console, and the incline/decline function, which allows you to adjust from +15 to -6 levels to simulate the different running environments for provides the best workout experience second to none.



4.0 HP Motor system



Decline function available to -6 levels



Latest 15.6" large entertainment touchscreen console



New wireless charger available

## F80

BEST-RATED TREADMILL IN ITS CLASS

The F80 offers industry-leading Cushion Flex Whisper Deck technology, effectively reducing running impact by up to 40%. In addition, the new upgrade includes a new strength Z shape structure, a 3.5 HP motor that delivers challenging speeds up to 12 mph (20 kph), and the latest 10.1" entertainment touchscreen console to motivate you for another mile.



3.5 HP Motor system



Strength Z shape structure **New**



10.1" large touchscreen



Cushion Flex Whisper Deck technology

# F80



# F65



## F65

BUDGET-FRIENDLY TREADMILL

The SOLE F65 is a performance treadmill at an affordable price. It is built with a powerful 3.0 HP motor that delivers challenging speeds up to 12 mph (20kph) and inclines up to 15 levels. It also has a more extensive deck at 22" x 60". Plus, it incorporates a larger 9-inch backlit LCD and the latest Bluetooth technology, allowing contact with those popular apps in the market to motivate your daily workout at home.



Starting speed from 1kph (0.5 mph)



A large function switch design



9" LCD workout console



Bluetooth 5.0 Latest Bluetooth connectivity technology

## F63

INDEPENDENTLY RATED "BEST IN ITS CLASS."

The SOLE F63 treadmill is built to be budget-friendly without compromising quality. It features a 3.0 HP motor that delivers challenging speeds up to 12 mph and inclines up to 15 levels. When not in use, the treadmill deck locks into place. Run up to six preset programs, including cardio training and fat-burning programs. Plus, the F63 is built with the latest Bluetooth technology, allowing contact with those popular apps in the market to motivate your daily workout at home.



A large function switch design



Starting speed from 1kph (0.5 mph)



A low-profile running hood



Bluetooth 5.0 Latest Bluetooth connectivity technology

# F63



## Fitness Programs



### Manual

Users can manually change the speed and incline level to meet their current body status, training pace, and goals.



### Hill

This program simulates the users running in the hill environment with up and downhill situations; the speed and incline changes will be automatically adjusted consistently.



### Fatburn

This program will help you to reach 60-70% of your max heart rate and consistently train under the lower intensive training to help users burn body fats.



### Cardio

This program is designed to help users to train their cardiovascular with higher intensity but minor speed and incline level changes.



### Strength

This program will slowly increase the training intensity and maintain a high-intensity training level to assist users in training their lower body muscle strength.



### HIIT

This program will incorporate several rounds that alternate between several minutes of high-intensity training to increase the heart rate to at least 80% of the users' maximum heart rate, followed by short periods of lower-intensity activities to assist users in improving their body strength and endurance.



### User

It is a customized program where the user can design their training programs.



### HR

This program assists the user in reaching the target heart rate they are setting for.



### 5K/10K

The 5K and 10K programs are distance fix programs to help users evaluate and measure their times and speed in finishing the running. Users can compare the results to find their training goals.



### US Military Fitness test

This basic fitness test program is designed to match the US military fitness test request and includes seven tests: Air Force, Army, Coast Guard, Gerkin, PEB, Marine Corps, and Navy. In addition, users could evaluate and measure the result to maintain their training pace and goal.



# ELLIPTICAL SERIES




## SOLE ELLIPTICAL SERIES


SOLE engineering lab built the elliptical series offers a smooth, continuous foot motion or an ellipse pattern (the pattern your foot travels during exercise) that is level and simulates walking or running. Combined with the new design entertainment system and latest connectivity technology, you can train with fun for another mile. The SOLE elliptical lineup is built with the finest components and quality but at affordable prices, and you can find one that fits your needs. So give it a shot today, and keep yourself trained every day.




Ergonomics pedaling motion design



Unique 2-degree Inward tilt foot pedal design



Heavy flywheel and high gear ratio



Power incline system



# E98

## E98

**LIGHT COMMERCIAL GRADE AT A RESIDENTIAL PRICE**

The SOLE E98 Elliptical features an extra smooth feel of the stems from our ergonomically positioned articulating foot pedals, 20" stride length, and precision balanced flywheel system. In addition, the 13.3" commercial grade touchscreen console, built-in apps, and ten different workout programs could motivate you every day to experience the most excellent training at home.

- 13.3" large touchscreen console
- Bluetooth 5.0 Latest Bluetooth connectivity technology
- New wireless charger available
- 20 levels incline feature

# E95s

**MOST VERSATILE AND AFFORDABLE ADJUSTABLE STRIDE LENGTH ELLIPTICAL ON THE MARKET**

The E95s takes a balanced approach to provide running and elliptical use benefits. Adjust your stride on the go and take your workout to new levels. The power-adjustable stride allows users to either shorten or lengthen their gait. A longer stride creates a running motion without punishing the joints. Because users vary in height, the adjustable stride in the E95s will help them find that perfect comfort zone during their workout.

- 13.3" large touchscreen console
- Adjust stride from 18" to 24"
- Bluetooth 5.0 Latest Bluetooth connectivity technology
- New wireless charger available

# E95

## E95

**BEST ELLIPTICAL IN ITS CLASS**

The SOLE E95 knows that not everyone walks the same way, so we made its pedals adjustable to fit the way you walk. This adjustment is made using a dial called a "worm drive," which allows you to dial in exactly where you want the pedal to be angled. This feature also reduces numb toe effects and sore Achilles tendons, common occurrences on other elliptical machines.

- 13.3" large touchscreen console
- Bluetooth 5.0 Latest Bluetooth connectivity technology
- Wireless charger available
- Ten levels adjustable foot pedal

# E35

## E35

**EVOLUTION UPGRADE TO BE EXCELLENT**

The E35 incorporates all the best features from our engineering lab, including the fluid, natural motion provided by a whisper-quiet drive system, heavy 25 lb. (11 kgs) flywheel, and a high gear ratio not found on comparable models, and the newest 10.1" touchscreen workout console to keep you motivated to training another mile. In addition, we invite both physical therapists and sports enthusiasts to design our unique foot pedals together; this 2-degree inward slope to the foot pedals could effectively reduce ankle and knee stress.

- 10.1" touchscreen console
- Bluetooth 5.0 Latest Bluetooth connectivity technology
- New wireless charger available
- Built-in speakers allow music to play from a media device

# E25

## E25

**BEST BUDGET-FRIENDLY ELLIPTICAL IN ITS CLASS**

The E25 has a power incline feature for additional resistance and variable positions. The ramp angle is fully adjustable from a level plane, up to 20 different incline levels, allowing users to target and work all major lower-body muscle groups and handles for upper-body workouts. It also has stationary handlebars with built-in pulse sensors for heart rate monitoring.

- 7.5" LCD workout console
- Bluetooth 5.0 Latest Bluetooth connectivity technology
- Functions in both forward and reverse motion
- Built-in speakers allow music to play from a media device

# BIKE & ROWER SERIES




## SOLE BIKE & ROWER SERIES

SOLE exercise bikes combine comfort and affordability into one because we believe workouts don't require discomfort. Our bikes let you decide when, where, and how long you want to exercise, determining your workout's comfort level. The natural, comfortable feel of SOLE upright and recumbent bikes is achieved with an ergonomic design, adjustable seating, and a large, easy-to-view console display.


Rowers are great cardio machines for fat loss, muscle endurance, and intense cardiovascular fitness, requiring users to give equal effort to the upper and lower body. Now includes new wireless resistance functionality, allowing users to control workout resistance from the rower handlebar. Exclusive technology is only found on the Sole Rowers!




Comfort and adjustable seat design



Heavy flywheel and high gear ratio



Remote resistance adjustment button



Multimedia entertainment console

# LCB



## LCB

AFFORDABLE LIGHT COMMERCIAL UPRIGHT BIKE AT HOME

The SOLE LCB has 40 levels of resistance and a 30 lb (14kgs) flywheel, allowing for a smooth transition between resistance levels. Oversize cushioned foot pedals coupled with a 2-degree inward provide a comfortable workout. The cushioned gel seat with vertical and horizontal adjustment capabilities offers maximum comfort and ease of use. Additionally, it includes contact and telemetric heart rate monitoring. It can be easily tracked with the intuitive 10.1" touchscreen console with a built-in entertainment system to keep you motivated for a longer training pace.

- 10.1" touchscreen console
- Latest Bluetooth connectivity technology
- 2-degree inward foot pedals design
- Adjustable seat position

## B94

SMOOTHEST AND THE QUIETEST RIDE IN ITS CLASS

Lightweight, durable, easy to use, and space-saving, the B94 is the perfect home exercise equipment for anyone. The B94 stationary bike provides both comfort and challenge. The adjustable gel seat, muscular frame, and ergonomically designed pedals allow the machine to conform to you. In addition, the B94's straightforward programs and 9" LCD will provide you with effective fat-burning and cardio exercises, so you can spend less time worrying about gimmicky programs and more time focusing on reaching your goals.

- 9" LCD workout console
- Latest Bluetooth connectivity technology
- Ten challenging programs
- Built-in speakers allow music to play from a media device



# B94

# LCR



## LCR

AFFORDABLE LIGHT COMMERCIAL RECUMBENT BIKE AT HOME

Ideal for apartment complexes, physical therapy clinics, fitness studios, school weight rooms, and home use, the Sole Light Commercial LCR recumbent bike is the best buy. Workouts can be tracked and entertain your movement through the new 10.1" touchscreen console and wireless charger. Setup can sometimes be a hassle with fitness equipment. The LCR comes pre-assembled chiefly, with easy-to-follow assembly directions, giving you fewer headaches and more motivation to get started on your workout goals.

- 10.1" touchscreen console
- Latest Bluetooth connectivity technology
- New wireless charger available
- Built-in speakers allow music to play from a media device

## R92

A COMFORTABLE, EFFECTIVE WORKOUT

Users with foot or joint issues will love our low-impact R92. Our foot pedals' patented 2-degree inward design puts your body in the correct posture, minimizing aches and pains associated with other models. Lower back pain is one of the main reasons why people don't work out. In addition, the recumbent bike comes with a padded, adjustable seat. You can focus more on getting in shape with a comfortable, supportive seat that adjusts to your needs.

- 9" LCD workout console
- Latest Bluetooth connectivity technology
- Ten challenging programs
- Built-in speakers allow music to play from a media device



# R92

# SB900

## SB900

COMMERCIAL QUALITY FOR IN-HOME USE

The Sole SB900 takes users to the next level and is an excellent choice for indoor and outdoor cyclists. The SB900 comes with an adjustable seat and handlebars that move up and down as well as fore and aft. Users can also use toe clip or clipless (SPD) pedals. A heavy-duty 35.27 lb (16 kgs) flywheel and magnetic braking design will ensure a quiet and smooth ride. The upgrade SB900 features Bluetooth technology with FTMS and CSCS protocol, which allows you to contact with those famous training apps in the market, such as ZWIFT, KINOMAP, Peloton, and more.



35.27 lb (16 kgs) flywheel



clipless (SPD) pedals



Latest Bluetooth technology with FTMS+CSCS protocol compatible



Remote resistance adjustment button

## SB1200

BUILT FOR ENTERTAINMENT

The SOLE SB1200 incorporates all the user favorites from the SB900, including the adjustable seat/handlebars, toe clip/clipless (SPD) pedals, and the heavy-duty 35.27 lb (16 kgs) flywheel with magnetic braking design will ensure a quiet and smooth ride. Moreover, the new 10.1" touchscreen provides users with the most motivational entertainment experience to keep training fun and informative. In addition, the SB1200 features Bluetooth technology with FTMS and CSCS protocol, which allows you to contact with those famous training apps in the market, such as ZWIFT, KINOMAP, Peloton, and more.



35.27 lb (16 kgs) flywheel



10.1" large touchscreen



Latest Bluetooth technology with FTMS+CSCS protocol compatible



Swivel & tilt adjustment



Remote resistance adjustment button



# SB1200

# KB900

## KB900

SPECIFIC MARKET ONLY

NATURAL RIDING SIMULATION WITH HIGHER PERFORMANCE

The newest KB900 is built with a new steel frame to offer a stable riding experience, and the multi-position handgrip and SPD pedals allow users to ride comfortably. The KB900 combines with the new flywheel to provide the smoothest spinning for different riding paces. With the full Bluetooth FTMS+CSCS protocol install workout console, users can seamlessly connect to any market-leading 3rd party apps such as ZWIFT, Kinomap, Peloton, and many others.



36.59lbs (16.6 Kgs) flywheel



Adjustable seating design



Latest Bluetooth technology with FTMS+CSCS protocol compatible



New sturdy structure



## SR550

GREAT FOR HIGH-INTENSITY WORKOUTS

Make exercise more enjoyable with the SOLE SR550 rower, featuring ultra-smooth air and magnetic resistance motion to create a realistic 'on the water' sensation. The SR550 is powered by DC power and includes resistance adjustments in the rower handlebar. This allows users to maintain workout intensity and adjust the resistance without letting go of the handlebar. In addition, the SR550 is built with the new 10.1" touchscreen console to keep motivating your daily training for another mile.



16 levels of resistances adjustment



10.1" large touchscreen



Latest Bluetooth connectivity technology



Swivel & tilt adjustment



Remote resistance adjustment button



# SR550

# SRVO




## SOLE SRVO


Introduce our new revolutionary strength training gear: SOLE SRVO trainer; its straightforward design and compact size can perfectly fit any residential environment, equipped with two transport wheels that can assist users in quickly moving and storing anywhere. In addition, the SRVO generates its smoothest weight lifting experience by built-in a revolution motorized resistance system, thanks to a pair of commercial-grade servomotors and an intelligent algorithm that offers a continuous and precise weights simulation.



Intelligent servomotor system



Three different training modes



Multiple safety design



Dedicated workouts bench

# SRVO

## MULTIPLE TRAINING MODES

### STANDARD MODE

The SRVO provides a constant resistance(isotonic) throughout the range of motion.


### ECCENTRIC MODE

Eccentric mode on SRVO can provide more impactful training and stimulate muscle hypertrophy. Resistance is greater at eccentric contraction. Set weight on console is the weight during eccentric contraction.

### ISOKINETIC MODE

Isokinetic mode provides full muscle stimulation throughout the range of motion. It is also a better way to train for explosive strength. The pulling speed remains constant but resistance varies. The faster you pull, the greater the resistance; the slower you pull, the lighter the resistance. Users can choose between fast and slow for different training purposes.

## ACCESSORIES OPTIONS



Waist belt   Ankle Wrap   Handlebar   Extension cable   Tricep Rope   Bar   Short bar   SRVO Bench



## SAFETY FEATURE



The **resistance stops point setting** to ensure the motor stops generating resistance below the set point;



The **static feature** could automatically release all weight when the cable is held at the same position for 10 seconds. (time adjustable through SOLE+)



The **dump feature** automatically release all weight when tilted 15 degrees.

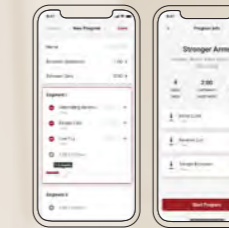
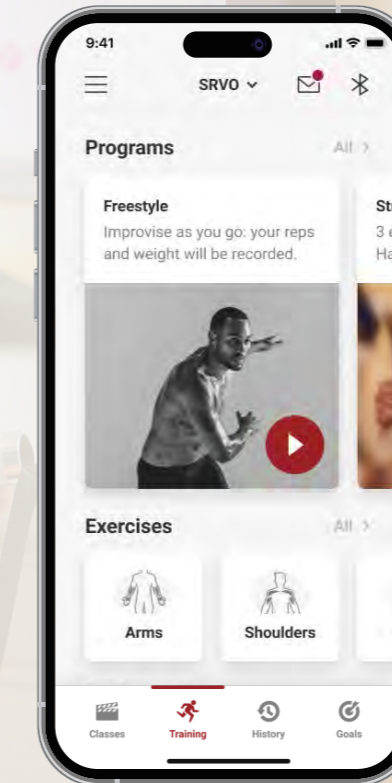


The **drop feature** If you are experiencing fatigue at any time during workout. Drop the accessories and motor will enter safe mode immediately, and no resistance will apply to the cable for 5 seconds.



## SOLE+ APP

The SOLE+ can enhance the SRVO workout for users. SOLE+ provides 150+ exercise instruction videos and programs, users can customized their program as well. SOLE+ stores your workout history for you to view your record at anytime.

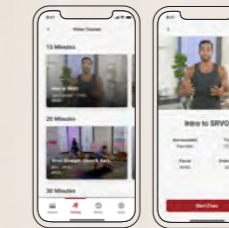


## INSTRUCTION TRAINING VIDEOS

We've created a series of instruction training videos to help users get the most out of their SRVO and its customized workout bench. These videos show users the range of training possibilities and how to use the machine effectively.

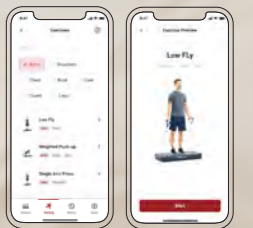
## FULLY CUSTOMIZABLE PROGRAMS

With the latest update, users can customize their workout programs with SRVO. They can choose exercises from the instruction library and set weights and sets to create their personalized workout routine. We've also included preset samples to inspire users as they design their own routines.



## FREE PROFESSIONAL TRAINER-LED VIDEO CLASSES

We now offer users FREE access to professional trainer-led video classes through SOLE+. These classes come in 10, 15, and 30-minute durations so that users can find the perfect length for their workout.



SW155  
SW180  
SW100

## Adjustable Dumbbell

**SW155** (55LB) / **SW180** (80LB) / **SW100** (Stand)

EASY ADJUSTMENT IN A COMPACT SIZE

Introducing the SOLE Adjustable Dumbbell series, this compact design gear allows you to experience a convenient dual-way handle twist weight adjustment. You can effortlessly switch between 10 to 55 lbs (or 5 to 80 lbs weights) in 5 lbs incremental change. The included storage trays keep your workout area organized.



Dual-way handle twist weight Adjustment  
5 lbs incremental weight adjustments  
Storage trays included  
Hex shape plates prevent rolling



## SOLE+ online classes available

The stand features an easy grab position height and a built-in tablet holder for users to hold their phone to access our fitness APP, SOLE+, for exclusive online classes to enhance your fitness experience. Elevate your daily workout experience with this space-saving fitness solution.



## International Specifications

### Strength

Description	Adjustable dumbbell 25KG
Technical Specifications	Adjustable Level: 2.5 / 5 / 7.5 / 10 / 12.5 / 15 / 17.5 / 20 / 22.5 / 25 kg
N.W./G.W.	25/27 kgs
MEAS.	47 x 27 x 29.5 cm
20FT/40FT/40HQ	700



Description	Adjustable dumbbell 36KG
Technical Specifications	Adjustable Level: 6 / 8 / 10 / 12 / 14 / 16 / 18 / 20 / 22 / 24 / 26 / 28 / 30 / 32 / 34 / 36 kg
N.W./G.W.	36/38 kgs
MEAS.	49.5 x 28 x 34 cm
20FT/40FT/40HQ	480



Description	Adjustable dumbbell Stand
Technical Specifications	Main Tube: 50 x 50 x 1.5 mm Building size: 102 x 80 x 61 cm
N.W./G.W.	36.8/39.7 lbs 17/18 kgs
MEAS.	63 x 58 x 14 cm
20FT/40FT/40HQ	602/1260/1440



## US Specifications


### Strength

Description	Adjustable dumbbell 55LB
Technical Specifications	Adjustable Level: 10LB, 15LB, 20LB, 25LB, 30LB, 35LB, 40LB, 45LB, 50LB, 55LB
N.W./G.W.	55/59.5 lbs
MEAS.	47 x 27 x 29.5 cm
20FT/40FT/40HQ	700



Description	Adjustable dumbbell 80LB
Technical Specifications	Adjustable Level: 5LB, 10LB, 15LB, 20LB, 25LB, 30LB, 35LB, 40LB, 45LB, 50LB, 55LB, 60LB, 65LB, 70LB, 75LB, 80LB
N.W./G.W.	80/84 lbs
MEAS.	49.5 x 28 x 34 cm
20FT/40FT/40HQ	480





# SOLE+ APP

ACHIEVE YOUR FITNESS GOALS WITH PRECISE TRACKING EVERY STEP OF THE WAY

SOLE+ is the ultimate fitness companion for all your workout needs with the SOLE fitness lineup. It is designed to help you keep track of your fitness progress and achieve your goals. With its intuitive interface, you can easily record and monitor your workout history and set personalized fitness goals for each week, month, or year. In addition, SOLE+ seamlessly syncs with widespread health and fitness apps like Apple Health, Google Fit, Strava, Fitbit, and more to make your fitness journey smoother.

Apple Health	Google Fit	Strava	Fitbit	MapMyFitness	Facebook	Instagram	Twitter
iOS SOLE+	Android SOLE+	Workout Result Sharing	Data Sync	Data Sync	Workout Result Sharing	Workout Result Sharing	Workout Result Sharing

Third-party device-APP support

# SOLE+ APP



Whether you're a beginner or a seasoned athlete, SOLE+ is the perfect tool to help you reach your fitness aspirations. Its comprehensive workout history tracking allows you to see your progress over time and adjust your routine as needed. Download SOLE+ today and start your fitness journey now!



GET IT ON Google Play



Download on the App Store

The image displays two smartphone screens showing the SOLE+ app interface. The foreground screen shows a 'Training' overview with statistics: 105 total workouts, 56 active hours, 13,4K calories burnt, and 985 mi run. Below this is a 'Your Latest Progress' section for 'Avg Weekly Distance' with a bar chart. The background screen shows a 'Welcome' screen with a 'Log in' and 'Sign Up' button. To the left, there are smaller floating windows showing a 'Progress workouts' calendar and a 'Speed profile' bar chart.



# ZWIFT



### WHERE PERFORMANCE MEETS COMMUNITY

Transform your indoor training experience with the power of Zwift, now available with our SOLE cardio lineup. Our high-quality treadmills and bikes are compatible with Zwift, allowing you to connect and experience the exciting virtual world of Zwift. With its vast virtual routes, structured workouts, and motivating gaming elements, Zwift will help you reach your fitness goals and keep you motivated during indoor training sessions. And with the seamless integration of SOLE cardio equipment and Zwift, you can experience the most realistic indoor training possible. So why settle for a boring indoor workout when you can have the best of both worlds with Zwift and SOLE cardio lineup.



### ESCAPE TO THE GREAT OUTDOORS, INDOORS

Get the best of both worlds with SOLE cardio and Kinomap. Experience the excitement of outdoor riding and running from the comfort of your home. Our high-quality treadmills and bikes, in combination with Kinomap's cutting-edge technology and extensive video library, offer a truly immersive and challenging workout experience. With realistic indoor training made possible by the seamless integration of SOLE cardio equipment and Kinomap, you'll never have to settle for a generic indoor workout again. Unleash your full potential and enjoy the thrill of outdoor exercise with SOLE cardio and Kinomap.



\* The embedded version of Kinomap is only available on the touch panel console.



### PRECISELY MONITORING YOUR BIOSTATISTICS DURING DAILY WORKOUTS

Take your workouts to the next level with our exciting collaboration with GARMIN, a world-renowned wearable device brand. For the first time, GARMIN has teamed up with a professional indoor fitness brand, SOLE, to offer you a unique fitness experience. Connecting your GARMIN device to the new SOLE touchscreen console gives you access to real-time biometric data that can revolutionize your exercise routine. Stay on top of your health and fitness goals by monitoring key metrics like blood oxygen saturation, heart rate, stress level, respiration rate, and body battery. Use this data to fine-tune your workout plan for maximum results. With our partnership with GARMIN, you can optimize your exercise regimen and achieve desired results.



# Specifications

## Treadmills



**F89**



**ST90**



**TT8**



**F85**



**F80**



**F65**



**F63**

Display	21.5" Touchscreen	15.6" Touchscreen	15.6" Touchscreen	15.6" Touchscreen	10.1" Touchscreen	9" LCD console	6.5" LCD console
Programs	Manual, 7 standard programs, 2 HRC, 7 Military Fitness Test, Customized Programs are available and saved as Template Programs up to 12, Video classes	Manual, 7 standard programs, 2 HRC, 7 Military Fitness Test, Customized Programs are available and saved as Template Programs up to 12, Video classes	Manual, 7 standard programs, 2 HRC, 7 Military Fitness Test, Customized Programs are available and saved as Template Programs up to 12, Video classes	Manual, 7 standard programs, 2 HRC, 7 Military Fitness Test, Customized Programs are available and saved as Template Programs up to 12, Video classes	Manual, 7 standard programs, 2 HRC, 7 Military Fitness Test, Customized Programs are available and saved as Template Programs up to 12, Video classes	Manual, 5 standard programs 2 User, 2 HRC	Manual, 5 standard programs 2 User, 2 HRC
WiFi connection	Available	Available	Available	Available	Available	-	-
Bluetooth Connection	Bluetooth® 5.0 for APP connection, with FTMS protocol	Bluetooth® 5.0 for APP connection, with FTMS protocol	Bluetooth® 5.0 for APP connection, with FTMS protocol	Bluetooth® 5.0 for APP connection, with FTMS protocol	Bluetooth® 5.0 for APP connection, with FTMS protocol	Bluetooth® 5.0 for APP connection, with FTMS protocol	Bluetooth® 5.0 for APP connection, with FTMS protocol
Bluetooth Speaker	Bluetooth® 3.0 Audio enabled	Bluetooth® 3.0 Audio enabled	Bluetooth® 3.0 Audio enabled	Bluetooth® 3.0 Audio enabled	Bluetooth® 3.0 Audio enabled	Bluetooth® 3.0 Audio enabled	Bluetooth® 3.0 Audio enabled
Power Charging	Wireless charging 10 Watts	Wireless charging 10 Watts	Wireless charging 10 Watts	Wireless charging 10 Watts	Wireless charging 10 Watts	USB port 5V 1A	USB port 5V 1A
Compatible APPs							
SOLE+ workout data shareable with							
Motor	4.0HP	AC 2.0HP	AC 3.0HP	4.0HP	3.5HP	3.0HP	3.0HP
Power Source	AC 110V 15A / AC 220V-230V	AC 110V 15A / AC 220V-230V	AC 110V 15A / AC 220V-230V	AC 110V 15A / AC 220V-230V	AC 110V 15A / AC 220V-230V	AC 110V 15A / AC 220V-230V	AC 110V 15A / AC 220V-230V
Speed Range	1-22 KM/H 0.5-12 MPH	0.8-20 KM/H 0.5-12.5 MPH	1-22 KM/H 0.5-12 MPH	1-22 KM/H 0.5-12 MPH	1-20 KM/H 0.5-12 MPH	1-20 KM/H 0.5-12 MPH	1-20 KM/H 0.5-12 MPH
Incline (Decline) Range	-6-15 Levels	0-15 Levels FREE MODE: 0-8 Levels	-6-15 Levels	-6-15 Levels	0-15 Levels	0-15 Levels	0-15 Levels
Running Surface	560 x 1525mm 22" x 60"	510 x 1438mm 20" x 60"	560 x 1525mm 22" x 60"	560 x 1525mm 22" x 60"	560 x 1525mm 22" x 60"	560 x 1525mm 22" x 60"	510 x 1525mm 20" x 60"
Cushion System	YES	SlotBelt cushioning system	YES	YES	YES	YES	YES
Folding	Yes Unfolding by soft-drop lever	None-folding model	None-folding model	Yes Unfolding by soft-drop lever	Yes Unfolding by soft-drop lever	Yes Unfolding by soft-drop lever	Yes Unfolding by kick-releaser
Toggle Switch: Speed/Incline	YES	YES	YES	YES	YES	YES	NO
Hand Pulse	YES	YES	YES (Salutron)	YES	YES	YES	YES
Built-In HR Receiver	YES, BLE & 5KHz	YES, BLE & 5KHz	YES, BLE & 5KHz	YES, BLE & 5KHz	YES, BLE & 5KHz	YES, BLE & 5KHz	YES, BLE & 5KHz
Cooling Fans	YES	YES	YES	YES	YES	YES	YES
Tablet holder	YES	YES	YES	YES	YES	YES	YES
Product Size	2120 x 962 x 1725mm 83" x 38" x 68"	1880 x 850 x 1775mm 74" x 33.5" x 70"	2065 x 956 x 1685mm 81" x 38" x 66"	2095 x 962 x 1675mm 82" x 38" x 66"	2095 x 962 x 1675mm 82" x 38" x 66"	2095 x 962 x 1705mm 83" x 37" x 66"	1960 x 885 x 1695mm 77" x 35" x 67"
Folded Size	1120 x 962 x 1810mm 44" x 38" x 71"	-	-	1120 x 961 x 1815mm 44" x 38" x 71.5"	1120 x 961 x 1815mm 44" x 38" x 71.5"	1080 x 961 x 1835mm 42.5" x 38" x 72"	1280 x 885 x 1685mm 50" x 35" x 66"
Carton Size	2195 x 995 x 440 mm 86" x 39" x 17"	1825 x 885 x 465 mm 71.85" x 34.84" x 18.3"	2070 x 955 x 440mm 81" x 38" x 17"	2195 x 995 x 375mm 86" x 39" x 15"	2195 x 995 x 375mm 86" x 39" x 15"	2195 x 995 x 375mm 86" x 39" x 15"	2110 x 780 x 440mm 83" x 31" x 17"
NW/GW	145.2/159.5 kgs 319/351 lbs	172/187 kgs 379/412 lbs	134.5/145.5 kgs 297/321 lbs	133.5/146.5 kgs 294/323 lbs	123/136 kgs 271/300 lbs	118.5/132 kgs 261/291 lbs	105/117.5 kgs 231/259 lbs
QTY 20'/40'/40"HQ	27/60/72	-/52/65	30/60/72	34/72/83	34/72/83	34/72/83	40/83/99
Weight Capacity	170kgs / 375lbs	150kgs / 330lbs	180kgs / 400lbs	170kgs / 375lbs	160kgs / 350lbs	150kgs / 325lbs	150kgs / 325lbs

# Specifications

## Ellipticals



**E98**



**E95s**



**E95**



**E35**



**E25**

Display	13.3" Touchscreen	13.3" Touchscreen	13.3" Touchscreen	10.1" Touchscreen	7.5" LCD console
Programs	Manual, 5 standard programs, Fitness Test, 2 HRC, Customized Programs are available and saved as Template Programs up to 12, Video classes	Manual, 5 standard programs, Fitness Test, 2 HRC, Customized Programs are available and saved as Template Programs up to 12, Video classes	Manual, 5 standard programs, Fitness Test, 2 HRC, Customized Programs are available and saved as Template Programs up to 12, Video classes	Manual, 5 standard programs, Fitness Test, 2 HRC, Customized Programs are available and saved as Template Programs up to 12, Video classes	Manual, 5 standard programs 2 User, 2 HRC
WiFi connection	Available	Available	Available	Available	-
Bluetooth Connection	Bluetooth® 5.0 for APP connection, with FTMS protocol	Bluetooth® 5.0 for APP connection, with FTMS protocol	Bluetooth® 5.0 for APP connection, with FTMS protocol	Bluetooth® 5.0 for APP connection, with FTMS protocol	Bluetooth® 5.0 for APP connection, with FTMS protocol
Bluetooth Speaker	Bluetooth® 3.0 Audio enabled	Bluetooth® 3.0 Audio enabled	Bluetooth® 3.0 Audio enabled	Bluetooth® 3.0 Audio enabled	Bluetooth® 3.0 Audio enabled
Console Angle Adjustable	YES	YES	YES	YES	YES
Power Charging	Wireless charging 10 Watts	Wireless charging 10 Watts	Wireless charging 10 Watts	Wireless charging 10 Watts	USB port 5V 1A
Compatible APPs					
SOLE+ workout data shareable with					
Power Source	AC120V/60HZ AC230V/50HZ	AC120V/60HZ AC230V/50HZ	AC120V/60HZ AC230V/50HZ	AC120V/60HZ AC230V/50HZ	AC120V/60HZ AC230V/50HZ
Flywheel	15kgs / 32lbs	14kgs / 30lbs	12kgs / 27 lbs	11kgs / 25 lbs	9kgs / 20 lbs
Drive System	Front drive	Front drive	Front drive	Front drive	Front drive
Resistance Type	EMS	ECB	ECB	ECB	ECB
Resistance Level	1-40 Levels	1-20 Levels	1-20 Levels	1-20 Levels	1-20 Levels
Incline Level	1-20 Levels	-	1-20 Levels	1-20 Levels	1-20 Levels
Stride Length	508mm / 20"	457-610mm / 18"-24"	508mm / 20"	508mm / 20"	508mm / 20"
Handlebar	Multi Position Grip with resistance & incline controls	Multi Position Grip with resistance & stride controls	Multi Position Grip with resistance & incline controls	Multi Position Grip with resistance & incline controls	Standard handlebar with resistance & incline controls
Foot pedal	Standard foot pedal	Standard foot pedal with footpad cushion	10 levels adjustment with footpad cushion	3 levels adjustment with footpad cushion	Standard foot pedal
Track	Dual, long track	Dual track	Dual, long track	Dual, short track	Dual, short track
Hand Pulse	YES (Salutron)	YES	YES	YES	YES
Built-In HR Receiver	YES, BLE & 5KHz	YES, BLE & 5KHz	YES, BLE & 5KHz	YES, BLE & 5KHz	YES, BLE & 5KHz
Cooling Fans	YES	YES	YES	YES	YES
Tablet holder	YES	YES	YES	YES	YES
Product Size	2100 x 860 x 1770mm 82.6" x 33.8" x 69.6"	2145 x 815 x 1800mm 84.4" x 32" x 70.8"	2100 x 860 x 1770mm 82.6" x 33.8" x 69.6"	1770 x 780 x 1770mm 69.6" x 30.7" x 69.6"	1770 x 600 x 1770mm 69.6" x 23.6" x 69.6"
Carton Size	1680 x 455 x 865mm 66" x 18" x 34"	1930 x 570 x 1000mm 76" x 22.4" x 39.3"	1680 x 455 x 865mm 66" x 18" x 34"	1680 x 455 x 865mm 66" x 18" x 34"	1680 x 455 x 865mm 66" x 18" x 34"
NW/GW	112/118 kgs 247/260 lbs	125.2/142.6 kgs 276/314.3 lbs	110.5/118 kgs 243.6/260.1 lbs	100/108.5 kgs 220/238 lbs	95/105 kgs 209.4/231.4 lbs
QTY 20'/40'/40"HQ	32/70/105	24/48/48	32/70/105	32/70/105	32/70/105
Weight Capacity	180 kgs / 400 lbs	180 kgs / 400 lbs	180 kgs / 400 lbs	158 kgs / 350 lbs	158 kgs / 350 lbs

CONSOLE

FEATURE

SOLE+ APP

3RD PARTY APPS COLLABORATION

PRODUCT SPECIFICATION

INTERNATIONAL DISTRIBUTORS

# Specifications

## Fitness Bikes



**LCB**



**B94**



**LCR**



**R92**

Display	10.1" Touchscreen	9" LCD console	10.1" Touchscreen	9" LCD console
Programs	Manual, 5 standard programs, Fitness Test, 2 HRC, Customized Programs are available and saved as Template Programs up to 12, Video classes	Manual, 5 standard programs 2 User, 2 HRC	Manual, 5 standard programs, Fitness Test, 2 HRC, Customized Programs are available and saved as Template Programs up to 12, Video classes	Manual, 5 standard programs 2 User, 2 HRC
WiFi connection	Available	-	Available	-
Bluetooth Connection	Bluetooth® 5.0 for APP connection, with FTMS protocol	Bluetooth® 5.0 for APP connection, with FTMS protocol	Bluetooth® 5.0 for APP connection, with FTMS protocol	Bluetooth® 5.0 for APP connection, with FTMS protocol
Bluetooth Speaker	Bluetooth® 3.0 Audio enabled	Bluetooth® 3.0 Audio enabled	Bluetooth® 3.0 Audio enabled	Bluetooth® 3.0 Audio enabled
Charging	Wireless charging 10 Watts	USB port 5V 1A	Wireless charging 10 Watts	USB port 5V 1A
Compatible APPs				
SOLE+ workout data shareable with				
Power Source	AC120V/60HZ AC230V/50HZ	DC 12V/3.3A	AC120V/60HZ AC230V/50HZ	DC 12V/3.3A
Flywheel	14kgs / 31 lbs	9kgs/ 20 lbs	14kgs / 31 lbs	9kgs/ 20 lbs
Resistance Type	EMS	ECB	EMS	ECB
Resistance Level	1-40	1-20	1-40	1-20
Pedal	Cushioning Pedal	Cushioning Pedal	Cushioning Pedal	Cushioning Pedal
Crank Length	165mm	165mm	165mm	165mm
Built-In HR Receiver	YES, BLE & 5KHz	YES, BLE & 5KHz	YES, BLE & 5KHz	YES, BLE & 5KHz
Hand Pulse	YES (Salutron)	YES	YES (Salutron)	YES
H.R Control	2	2	2	2
Cooling Fans	YES	YES	YES	YES
Tablet holder	YES	YES	YES	YES
Product Size	1230 x 630 x 1520mm 48.4" x 24.8" x 59.8"	1230 x 630 x 1520mm 48.4" x 24.8" x 59.8"	1420 x 745 x 1515mm 55.9" x 29.3" x 59.6"	1420 x 745 x 1515mm 55.9" x 29.3" x 59.6"
Carton Size	1175 x 460 x 850mm 46.2" x 18.1" x 33.4"	1175 x 460 x 780mm 46.2" x 18.1" x 30.7"	1450 x 460 x 775mm 57" x 18.1" x 30.5"	1450 x 460 x 775mm 57" x 18.1" x 30.5"
NW/GW	51/59 kgs 112.4/130 lbs	46/53.5 kgs 101.4/117.9 lbs	69/78.5 kgs 152/173 lbs	60.5/66.5 kgs 133/146 lbs
QTY 20'/40'/40'HQ	50/100/150	75/150/NA	60/120/-	60/120/-
Weight Capacity	158kg / 350 lbs	136kgs /300 lbs	158kg / 350 lbs	136kgs /300 lbs

# Specifications

## Rower



**SR550**

Display	10.1" Touchscreen
Programs	Manual, Distance, Time, Calories, HIIT, Custom, Fat Burn, Cardio, Strength, Game Mode, Video classes
WiFi connection	Available
Bluetooth Connection	Bluetooth® 5.0 for APP connection, with FTMS protocol
Bluetooth Speaker	Bluetooth® 3.0 Audio enabled
Compatible APPs	
SOLE+ workout data shareable with	
Power Source	DC 12V/3.3A
Flywheel	3.5kgs
Resistance Type	Air and eddy current magnetic
Resistance Level	1-16 levels
Rail	Aluminum (Travel distance of seat: 1005 mm)
Drive	Textile Strap (Travel length of handle: 2100 mm)
Handlebar	Resistance remote control, RF connect
Built-In HR Receiver	YES, BLE & 5KHz
H.R CONTROL	YES
Product Size	2461 x 481 x 1327mm 97" x 19" x 52"
Folded Size	1345 x 481 x 1860mm 53" x 19" x 73"
Carton Size	1690 x 765 x 330mm 66.5" x 30" x 13"
NW/GW	48/57.2 kgs 106/126 lbs
QTY 20'/40'/40'HQ	63/144/165
Weight Capacity	204kgs /450 lbs

# Specifications

## Exercise Bikes



**SB1200**



**SB900**



**KB900**

Display	10.1" Touchscreen	Single LCD	Single LCD
Programs	Time, Distance, Calorie, Quick Start, Video classes	Time, Speed, Distance, Calorie, Heart Rate, Rpm, Load display	Time, Speed, Distance, Calorie, Heart Rate, Rpm, Load display
WiFi connection	Available	-	-
Bluetooth Connection	Bluetooth® 5.0 for APP connection, with FTMS+CSCS protocol	Bluetooth® 5.0 for APP connection, with FTMS+CSCS protocol	Bluetooth® 5.0 for APP connection, with FTMS+CSCS protocol
Bluetooth Speaker	Bluetooth® 3.0 Audio enabled	-	-
Compatible APPs			
SOLE+ workout data shareable with			
Power Source	DC 12V/3.3A	Charging time: 2.5 hours Working time: 120-130 hours	Charging time: 2.5 hours Working time: 120-130 hours
Flywheel	16kgs / 35.27lbs	16kgs / 35.27lbs	16.6kgs / 36.59lbs
Resistance Type	Magnetic	Magnetic	Magnetic
Resistance Level	1-100	1-100	Multilevel
Pedal	SPD/Toe Clips	SPD/Toe Clips	SPD/Toe Clips
Crank Length	170mm / 6.7"	170mm / 6.7"	170mm / 6.7"
Built-In HR Receiver	YES, BLE & 5KHz	YES, BLE & ANT+	YES, BLE & ANT+
H.R Control	YES	YES	YES
Tablet holder	YES	YES	YES
Product Size	1455 x 542 x 1598mm 57" x 21" x 63"	1374 x 542 x 1293mm 54" x 21" x 51"	1163 x 610 x 1296mm
Carton Size	1145 x 255 x 1025mm 45" x 10" x 40"	1145 x 255 x 1025mm 45" x 10" x 40"	1310 x 280 x 1020mm
NW/GW	57.4/64.2 kgs 127/142 lbs	55.8/62.3 kgs 123/137 lbs	56.5 / 62 Kgs 125 / 138 Lbs
QTY 20'/40'/40'HQ	100/206/228	100/206/228	64/144/144
Weight Capacity	136kgs /300 lbs	136kgs /300 lbs	160kgs / 350 lbs

# Specifications

## SRVO



Power Source	110V / 220V
OS system	Linux
Power cord	Standard 110V power cord
Workout mode	Standard / Eccentric / Isokinetic (slow/fast)
Control	Wireless / Button
Speaker	Monochannel, 3W4Ω
Wifi/ bluetooth module	WiFi (for software OTA) / Bluetooth
Compatible APPs	
Workout area	1002 x 449.5mm / 39.45" x 17.7"
Motor rated power	750W
Resistance	1.5-60kg / 3-130 lbs
Resistance increment	0.5kg / 1 lbs
Standard mode	1.5-60kg / 3-130 lbs
Eccentric	concentric=70% eccentric
Product Size	1052 x 524 x 124mm 41.45" x 20.63" x 4.9"
QTY 20'/40'/40'HQ	w/o pallet 168/390/440 with pallet 156/360/440
Weight Capacity	330 LBS / 150kg

# Specifications

## SRVO Bench



Seat pad angle	Flat to 88-degree
Seat pad adjustment	4 positions 35/55/72/88-degrees
Integrated wheels	Two wheels
Bar hoop adjustment	16 Levels (each level distance 50 mm) Lowest 585mm to highest 1335mm
Product dimension	1235 x 486 x 1568 mm 1254 x 486 x 235 mm
Folding Dimension	1254 x 486 x 235 mm
Box Dimension	1320 x 510 x 205 mm 52" x 20" x 8"
N.W. / G.W.	66 lbs/75 lbs 30kgs /34kgs
Loading QTY (20/40/40HQ)	169 / 392 / 440 (without pallet) 153 / 360 / 395 (with pallet)
Max User weight	330 LBS / 150kg

: SOLE+ : ZWIFT : Kinomap : Peloton : APPLE Health : GoogleFit : STRAVA : fitbit : Map MyFitness : Facebook : Instagram : Twitter

## International Distributors

SOLE Fitness aims to continuously produce durable, professional, and innovative equipments that are consistent leaders in North America as well as successful entries to other international markets. With that intent in mind, SOLE is proud to have the opportunity to present its product line to the global market. Now, users have the opportunity to acquire quality, affordable fitness equipment throughout the world.



### Canada

**Dyaco Canada Inc.**  
5955 Don Murie Street, Niagara Falls,  
Ontario L2G 0A9  
Tel: +1 888 707 1880  
Email: sales@dyaco.ca  
Web: www.solefitness.ca



### Chile

**Oxford SA**  
Tel: +56 2 2463 2000  
Fax: +56 2 2235 7332  
Email: agallay@oxford.cl  
Web: www.muvoystore.cl



### Peru

**Oxford SA**  
Tel: +51 1 6173500  
Email: oaza@oxfordperu.com  
Web: www.muvoystore.pe



### Colombia

**HA BICICLETAS S.A.**  
CALLE 14, No. 52A-187, Medellín,  
Colombia  
Tel: 2855040  
Email: ha@habicicletas.com  
43juangonzalez@habicicletas.com  
Web: www.habicicletas.com



### Mexico

**FITNESS TOWN, S.A. DE C.V.**  
Tel: +52 5588512917  
+52 5521556765  
Cel: +52 29612024  
Email: hala@solefitness.mx  
Web: www.solefitness.mx

## AMERICA



### Nigeria

**Gategold Nigeria LTD**  
No. 94, Ogunlana Drive, By Bus Corner,  
Bus Stop, Surulere, Lagos, Nigeria  
Tel: +234 803 329 3090  
+234 704 224 7970  
Email: gategoldfitness@yahoo.com  
gategoldfitness@gmail.com  
Web: www.gategoldfitnessproducts.com



### South Africa

**Pro Active Imports CC**  
22 Skyway Business park, Freda Road,  
Strijdom Park, RSA  
Tel: 011 792 6603  
Email: info@gymstore.co.za  
Web: www.gymstore.co.za

## AFRICA



### Benelux / France

**Fitness Trading BVBA**  
Stadshede 3 3500 Hasselt Belgium  
Tel: +32 11 761270  
Email: info@fitnesstrading.com  
Web: www.fitnesstrading.com



### Denmark

**Abilica Online**  
Vesterlundvej 13, 2730 Herlev,  
Denmark  
Tel: 70 270 279  
Email: info@abilicaonline.dk  
Web: www.abilicaonline.dk



### UK

**Dyaco UK Ltd**  
Unit 5, Featherstone Road, Mill  
Square, Wolverton Mill, Milton  
Keynes, MK12 5ZD  
Tel: +44 (0)800 029 3865  
Email: sales@dyaco.co.uk  
Web: https://www.solefitness.co.uk



### Germany / Austria / Switzerland / Poland

**Hammer Sport AG**  
Von-Liebig-Str. 21, 89231 Neu-Ulm  
Tel: 0731 97488 0  
Email: info@hammer.de  
Web: www.hammer-sport.de



### Greece

**Eldico Sport SA**  
30 Kassandras Str. Votanikos,  
PC 104-47, Athens Greece  
Tel: +30 2103478279  
Email: support@eldico.gr  
Web: www.amila.gr



### Spain

**GymCompany**  
Avinguda Corts Catalanes 9,  
Showroom A. Sant Cugat del Valles,  
Barcelona, Spain. 08173  
Tel: 0034 932 711 052  
Email: info@gymcompany.es  
Web: www.gymcompany.es



### Sweden

**Traningspartner**  
Glimmervägen 10-14,  
191 63 Sollentuna, Sweden  
Tel: 0411-655 04  
Email: info@traningspartner.se  
Web: www.traningspartner.se

## EUROPE



### Italy

**Intergym SRL**  
Via Galileo Galilei, 7-47924 Rimini,  
ITALY  
Tel: +39 0541 326190  
+39 0541 350755  
Email: intergym@intergym.com  
Web: www.intergym.com



### Norway

**Treningspartner**  
Ringeriksveien 16, 3414 Lierstranda,  
Norway  
Tel: 40 00 34 48  
Email: salg@treningspartner.no  
Web: www.treningspartner.no



### Russia

**Well Fitness**  
123458 Russia Moscow, Marshala  
Proshlyakova 30, office, 407  
Tel: +7 499 677 56 32  
Email: info@wellfitness.ru  
Web: www.solefitness.su



### Turkey

**ESJIM SPOR MALZ.SAN VE TIC.LTD.STI.**  
75. YIL MH. ORGANIZE SAN BOL. 26.CD.  
NO:15 ESKISEHIR/TURKEY.  
Tel: +90 222368236  
Email: info@esjim.com  
Web: www.esjim.com



### Saudi Arabia

**Western Life Fitness Equipments LLC**  
7865, Salahuddin Al Ayyubi Street,  
2069, Malaz Dist., Postal Code 12831,  
Riyadh, Saudi Arabia  
Tel: +966 53 218 9990  
+966 54 320 4716  
Email: sales@solefitnessstore.com  
Web: www.solefitnessstore.com



### Kuwait

**ALNASSER**  
Ardiya industrial Area, Block No. 1,  
Building No 127 P.O Box 44085 Hawally  
32055, KUWAIT  
Tel: +965 1850050  
Email: wadood@alnasser.net  
Web: www.alnasser.net



### UAE

**Al Rakyen General Trading LLC**  
Shop no 3, Al Nasir building, Oud metha  
Dubai UAE, P.O.Box 113944  
Tel: +971 4 277 8052  
+971 50 127 2294  
Email: sales@aftonfitness.ae  
Web: www.aftonfitness.ae



### Bangladesh

**Shah Sports**  
223/A Tejgaon Industrial Area, Gulshan  
Link Road, Dhaka-1208, Bangkadesh  
Tel: +8801615550098  
Email: sales@shahsports.com.bd  
Web: www.shahsports.com.bd



### China

**DYACO SHANGHAI**  
Room 601, Building A, No.125, Shijie  
Road, Yangpu District, Shanghai.  
Tel: +86 021 65068300  
Email: fitness\_sh@dyaco.com.cn  
Web: www.dyaco.com.cn



### Singapore

**Sole Fitness Singapore**  
52 Telok Blangah Road, #02-14 Telok  
Blangah House, Singapore 098829  
Tel: 65 9270 3242  
Email: info@solefitness.sg  
Web: www.solefitness.sg



### Taiwan

**Dyaco Internatioanl Inc.**  
12F, No. 111, Song Jiang Road, Taipei  
104, Taiwan  
Tel: (886) 2 2501 1815  
Email: service@solefitness.com.tw  
Web: www.solefitness.com.tw



### Malaysia

**Fitness Concept Specialist Chain Sdn Bhd /  
Transmark Sports, Fitness & Leisure Sdn Bhd**  
No.3, Jalan TP3 Taman Perindustrian UEP,  
47620 Subang Java, Selangor, Malaysia  
Tel: +603 8026 2222  
Email: enquiries@fitnessconcept.com.my  
Web: www.fitnessconcept.com.my



### Australia

**Boyles Fitness Equipment Pty Ltd**  
1652 Ipswich Road, Rocklea, QLD,  
4106  
Tel: (07) 3185 4040  
Email: sales@bfe.com.au  
Web: www.bfe.com.au



### New Zealand

**Bernsport (1995) Ltd**  
19A Orbit Drive, Albany  
Auckland 0632, New Zealand  
Tel: +64 9 477 6020  
Email: orders@bernsport.co.nz  
Web: www.bernsport.co.nz



### India

**Afton Fitness**  
2nd Floor, SCM Jamaludeen Chambers,  
4 Montieth Road, Egmore,  
Chennai -600008, Tamil Nadu , 600008  
Tel: +91 9445163701  
Email: sales@aftonfitness.com  
Web: www.afton.in



### Thailand

**Fusen Enterprise Co., Ltd.**  
No. 153, Soi Rama 2 Soi 18, Bangmod,  
Chom Thong, Bangkok 10150, Thailand  
Tel: +66(2)-477-2122  
Email: solefitness@fusen.co.th  
Web: www.sole.co.th



### Philippines

**Quorum Group**  
#73 C. Raymundo Ave., Good Harvest  
Complex, Brgy. Caniogan, Pasig City,  
1606 Metro Manila, Philippines  
Tel: (632) 651 7777  
Email: feedback@tobys.com  
Web: www.tobys.com



### Indonesia

**BFIT**  
JL. Raya Kenjeran No. 573,  
Surabaya 60114, East Java,  
Indonesia  
Tel: +6231 5939999  
Email: bfit.indonesia168@gmail.com  
Web: www.bfit.co.id



### Pakistan

**SK Business Corporation**  
4A/1 Tipu Sultan Road, OFF MM Alam  
Road, Gullberg - III, Lahore - Pakistan  
Tel: +92 42 37874101  
+92 42 37874102  
+92 42 37974103  
Email: skbizcorp@gmail.com  
Web: www.skbizcorp.com

## OCEANIA

## MID EAST

## ASIA