

POWERLINE®



PPR500

POWERLINE HALF RACK

Powerline by Body-Solid's PPR500 Half Rack offers the durability and reliability of commercial half racks at a more economical price point.

PPR500

The PPR500 Half Rack can be expanded and customized with a number of options and attachments to make it ideal for any customer. Measuring at 211 cm tall, this half rack is shorter than most commercial half racks making it a great choice for basements, garage gyms or home gym applications. Included with the PPR500 are a pair of J-cups liftoffs and safety spotter arms allowing users to safely workout alone with peace of mind.



**POWERLINE
HALF RACK PPR500**

Retail €495



**POWERLINE LAT
ATTACHMENT PLA500**

Retail €495



**POWERLINE HALF RACK
EXTENSION PPR500EXT**

Retail €169

Features

Customize and expand with attachments

Includes J-cups and safety spotter arms

50 x 50 mm heavy gauge steel frame

50 mm hole spacing


Dimensions: L 127.6 x W 129.3 x H 210.8 cm

Weight: 51 kg


Weight capacity: 300 kg

Optional Attachments


01	PPRBP	Band Pegs	€ 12
02	PPRJC	J-Cups	€ 59
03	PPRPS	Safety Pin & Pipe Set	€ 74
04	PPRTB	T-Bar Row	€ 49
05	PPRUL	U-Link	€ 30
06	PPRWH	Weight Horn	€ 19
07	PPRMCU	Multi-Chin Up	€ 95



01



02




03




04



05



06



07