



Steelflex

www.steelflexfitness.com

PLATE LOAD Series
PRODUCT CATALOG

Designed for enjoying your life

Steelflex



≡ **Smart -**

High technology and humanity design

≡ **Simplicity -**

Aesthetically pleasing with ease of use.

≡ **Safety -**

Strong structure for safety use

PLATE LOAD Series



PLBP

Bench Press

Dimensions(L x W x H) : 157 x 139 x 88 cm / 62" x 55" x 35"



PLIP

Incline Chest Press

Dimensions(L x W x H) : 154 x 150 x 127 cm / 61" x 59" x 50"



PLLA

Lat Pulldown

Dimensions(L x W x H) : 171 x 159 x 197 cm / 68" x 63" x 77"



PLSR

Seated Row

Dimensions(L x W x H) : 119 x 123 x 104 cm / 47" x 49" x 41"



PLTR

T-bar Row

Dimensions(L x W x H) : 195 x 96 x 104 cm / 77" x 38" x 41"



PLSTR

Standing T-Bar Row

Dimensions(L x W x H) : 201 x 91 x 69 cm / 79" x 36" x 27"



PLSP

Shoulder Press

Dimensions(L x W x H) : 154 × 104 × 140 cm /
61" × 41" × 55"



PLBC

Biceps Curl

Dimensions(L x W x H) : 168 × 97 × 130 cm /
66" × 39" × 51"



PLTE

Triceps Extension

Dimensions(L x W x H) : 160 × 97 × 130 cm /
63" × 38" × 51"



PLL P

Leg Press

Dimensions(L x W x H) : 214 x 135 x 141 cm / 84" x 53" x 56"



PLSC

Seated Calf Press

Dimensions(L x W x H) : 149 x 96 x 100 cm / 59" x 38" x 39"



PLLE

Leg Extension

Dimensions(L x W x H) : 131 x 125 x 106 cm / 52" x 49" x 42"



PLLC

Leg Curl

Dimensions(L x W x H) : 175 x 130 x 71 cm / 69" x 51" x 28"



PLDP

Supine Leg Press

Dimensions(L x W x H) : 283 x 144 x 157 cm / 112" x 57" x 62"



PLHP

Hack Press

Dimensions(L x W x H) : 250 x 149 x 133 cm / 99" x 59" x 52"



PLHE

Hip Extension

Dimensions(L x W x H) : 158 x 133 x 180 cm / 62" x 53" x 71"



PLHT

Hip Thruster

Dimensions(L x W x H) : 189 x 130 x 82 cm / 74" x 51" x 32"



PLSS

Standing Squat

Dimensions(L x W x H) : 206 x 136 x 169 cm / 81" x 54" x 66"



PLAC

Abdominal Crunch

Dimensions(L x W x H) : 106 x 103 x 157 cm / 42" x 40" x 62"



PSBP

Bench Press

Dimensions(L x W x H) : 203 × 123 × 171 cm /
80" × 49" × 67"

PSIP

Incline Chest Press

Dimensions(L x W x H) : 181 × 97 × 169 cm /
71" × 38" × 66"

PSDP

Decline Chest Press

Dimensions(L x W x H) : 203 × 123 × 171 cm /
80" × 49" × 67"



PLATE LOAD 2 Series

≡ Steel Mind, Flex Body ≡

Simple is the best. It is not a slogan. It is our top principle. Listen to yourself, and your body, they will tell you the correct way to build up your physical health. Exercise equipment can produce unnecessary limitations, but at Joong Chenn, we insist the user is the key: thus all exercise equipment should be ease of simple use for the users' action on the equipment and not restrict the user.

Simple is best, therefore we adopt the correct technology for the user in every piece of Steelflex equipment that we design. Because we believe that people's natural function of movement is the best method for their body, Steelflex products do not interfere with this function during the use of our equipment. We provide equipment that is comfortable, safe, and a great exercise experience. Our products not only have an outstanding design, but we are sure once you use them they will bring you an enjoyable experience. Welcome to the Steelflex World!



PL2100

Chest Press / Shoulder Press

Dimensions(L x W x H) : 175 × 131 × 161 cm /
69" × 52" × 63"



PL2200

Lat Pulldown / Back Row

Dimensions(L x W x H) : 190 × 160 × 215 cm /
75" × 63" × 84"



PL2300

Squat / Dead Lift

Dimensions(L x W x H) : 206 × 175 × 165 cm /
81" × 69" × 65"

Note: All specifications are subject to change without notice.

PLATE LOAD Series

Specifications

Mainframe	12 Heavy Gauge 50 × 100 × 2.5T Oval Tubing 11 Heavy Gauge 60 × 120 × 3T Square Tubing for PSBP / PSIP / PSDP 11 Heavy Gauge 50 × 100 × 3T Oval Tubing for PLAC 11 Heavy Gauge 60 × 120 × 3T Oval Tubing for PLHE
Frame Finish	Two-coat powder process, electrostatically applied powder coat finish, Black Exterior / Crimson Red Texture
Upholstery	2" Rebonded Scrap Foam + 10mm High Density Foam with CGPC PVC cold latex leather and durable double stitched upholstery
Handgrips	Dipped PVC Handle
Welding	Continuous welds at all joints.
Bearings	Commercial rated, sealed bearings at all pivot points.
Max User Weight	264 lbs. / 120 kg

Colors



Strength Upholstery Colors	 Black(Standard)
Standard Finish Color	 Power Red and Black

PLATE LOAD 2 Series


Specifications

Mainframe	12 Heavy Gauge 50 × 100 × 2.5T Square Tubing for PL2100 11 Heavy Gauge 60 × 120 × 3T Square Tubing
Frame Finish	Two-coat powder process, electrostatically applied powder coat finish, Black Exterior / Crimson Red Texture
Upholstery	2" Rebonded Scrap Foam + 10mm High Density Foam with CGPC PVC cold latex leather and durable double stitched upholstery
Handgrips	Dipped PVC Handle
Welding	Continuous welds at all joints.
Bearings	Commercial rated, sealed bearings at all pivot points.
Max User Weight	264 lbs. / 120 kg

Colors

Strength Upholstery Colors	 Black(Standard)
Standard Finish Color	 Power Red and Black

Steelflex



Steel Mind, Flex Body