



SOLE
FITNESS

2022 COLLECTION

SOLE

FITNESS

Our origins began by designing treadmills for rigorous hotel use and conditions in the US and Canada. Since then, SOLE's products are preferred by major hotels nationwide for In Room Fitness programs. Engineered for hotel use with unsurpassed quality, our brand evolved into residential and light commercial sales. We have the treadmills, ellipticals, and exercise bikes to make any fitness center complete, regardless of whether that's in your basement or your local community.

SOLE is a premier global name in the fitness industry and has become the most recommended brand by independent review companies. We have been providing indoor exercise equipment to North America for decades and now, the SOLE name continues to expand its presence throughout the globe by adding new international dealers.












CONTENTS


Infinity Console	03
Sole+ & Sole Fitness App	05
Treadmills	07
Bikes	13
Ellipticals	17
Steppers	21
Climber	22
Rower	23
Specification	25
Distributors	31

Icons throughout the catalog:

-  WiFi
-  Zwift®
-  Sole+
-  Bluetooth
-  Kinmap®
-  Mirroring
-  Sole Fitness App

EXPLORE THE NEW EXPERIENCE WITH THE NEW INFINITY CONSOLE

New SOLE entertainment console, the 10.1-inch touchscreen display centralized with an intuitive user interface to offer a next-level workout experience. Features the latest WiFi-connected, includes seven preset Apps, like YouTube and Netflix, and allows the screen mirroring to provide a flexible entertainment option. It is also connectable to the New SOLE+ App available on the Android and Apple App stores. Easily track current and previous workouts to have multiple profiles on one machine with the New App.







1



3



2



4

1 Easy enjoy, start in one touch

To keep the workout passion and joyfulness, our team has featured 7 preset APPs that allow users to enjoy the services of each APP during exercise. The selected APP types include news, social media, video stream, etc.

2 Mirroring anytime between device and console

The new INFINITY console supports smart device mirroring (iOS/Android). Users can amuse any favorite content through the INFINITY console mirror casting the digital content from iOS or Android devices into the workout console.

3 Unlimited challenging

Users can always enjoy different challenges for multiple training purposes, such as the famously US military fitness test (Air Force, Army, Coast Guard, Marine, and Navy), and save/customize its own program to fit their own training paces.

4 Link the cloud, managing everywhere

Unlock the 100% potential of the INFINITY console with its custom new design application: SOLE+ which allows users quick login to SOLE fitness account, synchronize workout data, and accumulate the workout process into its own customized challenge goal.

BRAND NEW INTERFACE, EASY TO USE

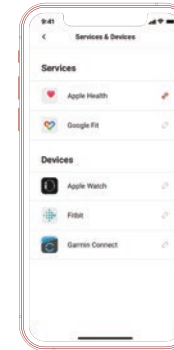
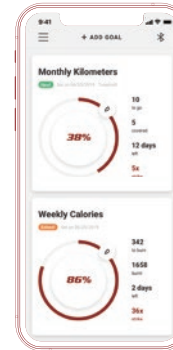

SOLE+



SOLE now allows users to transfer workout data via Bluetooth from their SOLE fitness equipment to their smart device. Users can download and track their info on the New SOLE+ app for free or transfer their fitness data to any of the following fitness apps (Fitbit, Record, Mapmyrun, Apple Health).

Scan the following QR code or search SOLE+ in GooglePlay and APP Store today to get the latest version.





Brand new interface, easy to use

The SOLE+ isn't only focusing on collecting your exercise data, but also through whole new interface design and improvement of user experience to make sure it is easy and quick to enough for all of our users' usage.

A handy tool for your healthy life

Quickly login with your SOLE Fitness account by scanning the QR CODE on-screen and synchronize the data with our SOLE fitness equipment. It will keep your exercise records into your phone, which makes managing exercise progress easier.

Challenge and keep fighting

Don't lose your passion for keeping workout. SOLE+ can help you set up a personal challenging goal. No matter what kind of SOLE equipment lineup you choose, every data will accumulate into your setting goal to elevate your workout effort.

Compatibility with the mainstream

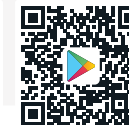
SOLE+ featured the high compatibility between software and device. We apply the same collated and analyzed logic as most of the mainstream app, so you can transfer the data to different platforms to collect your data effortlessly.



EFFECTIVE ASSISTANT SOLE FITNESS APP

SOLE FITNESS APP
(Compatible with all existing LCD/Graphic console)

To continually provide the finest fitness experience as we commit, the SOLE fitness APP still available to serve as your effective assistant for your daily exercise with your SOLE fitness equipment lineup. All the personal profile and exercise data will be stored on your mobile device. You can check your workout profile on your mobile device during your workout. Or you can watch a movie, news, check your mail while the SOLE FITNESS APP continues to record your exercise data in the background.



BUILT FOR PERFORMANCE
TREADMILLS

**WE ONLY USE
THE BEST
COMPONENTS
FROM POWERFUL
MOTORS
TO OVSERIZE
ROLLERS.**

Whether you're a fitness fanatic, or just getting started, a SOLE treadmill is the perfect exercise equipment to take your training to the next level.



- ① Phone & Pad Holder
- ② Speaker
- ③ Dual Turbo Cooling Fans
- ④ LCD / Graphic Display / Touch Panel
- ⑤ Audio in Jack
- ⑥ Headphone Jack
- ⑦ Incline / Speed Quick Keys
- ⑧ Contact HR Sensors
- ⑨ USB Charging Port



LCD DISPLAY



(On F63, F65, F80)

GRAPHIC DISPLAY CONSOLE

At SOLE Fitness, we've focused on the details. Like a more-informative screen which clearly displays the stats of your workout. Our treadmills also have convenient easy to reach buttons with speed and incline adjustments right on the handrails to give you control you need it during your workout.

(Available on F85, S77, TT8, and TT9)



GRAPHIC DISPLAY

TOUCH PANEL

SOLE INFINITY CONSOLE

Our newly designed console that centralizes the entertainment into the new large touch panel with a brand-new designed interface. It may allow our users to do more than ever before! Featured on 7 entertain preset APPs, mirror casting from your mobile device, preinstall the famously military fitness testing, and fully customize your own training program.

(Available on new F85 and TT8)



POWERFUL MOTOR PROVIDES SMOOTH RIDE



SAVE KNEES WITH IMPACT-REDUCTION TECHNOLOGY



EASY ASSIST FOLDING

PUSH THE LIMITS INTO UNLIMITED

SLAT-BELT

ST90

- The slat belt design features high durability that effectively saves the maintenance fee and offers maximum comfort to reduce the impact of muscle and joints during the training
- Switch between the motorized and the powerless mode to increase the workout intensity. Combine with market unique incline function during the free model to push the challenge into next level
- Build with the New SOLE entertainment console, which provides a flexible entertainment option inside a 10.1-inch touchscreen display

ST90, the very first slat belt system treadmill of the SOLE fitness lineup. This slat belt system could maximally reduce the impact of joints/muscles, and simulate an outdoor running experience at home.



Motor	2.0 HP Motor
Speed Range	0.8 - 20 KM/H
Runninger Surface	510 x 1525 mm / 20" x 60"



THE STRONGEST FOLDING TREADMILL ON THE PLANET

TWO PANEL OPTIONS

F85


- Both 10.1" graphic display and 10.1" LCD touch panel console are available
- Cushion flex whisper deck reduces joint impact by 40%
- Heavy-duty steel frame construction
- USB port for charging devices
- 4.0 HP motor provides speeds from 0.5 mph to the challenging 12 mph
- WiFi Phone or tablet mirroring capability*
- 7 military fitness tests and 12 custom workouts*

The top model in the folding series, designed to handle the hardest workouts. Features unmatched durability combined with some of the most innovative high-tech features.



Motor	4.0 HP Motor
Speed Range	1 - 22 KM/H
Runninger Surface	560 x 1525 mm / 22" x 60"

*Only available on touch panel console version



THE ULTIMATE IN FEATURES & PERFORMANCE

TT9

- SOLE's most heavy duty treadmill
- Perfect for light commercial or home use
- Commercial grade motor and belt
- Cushioned 22" x 60" running surface
- Powerful motor provide smooth workout
- 10" touchscreen for workouts, reading email, watching videos, etc.
- Power incline and decline to enhance muscle tone and calorie burn

The TT9 is designed to withstand the rigors of multi users, for multiple hours, on a daily basis. It is a high-end non-folding treadmill. From its touchscreen console to the shock-absorbing deck, it will satisfy almost any walker or runner.



Motor	3.0 HP AC Motor
Speed Range	1 - 22 KM/H
Running Surface	560 x 1525 mm / 22" x 60"

*Workout Data transfer available with QR code scan



MILES AHEAD OF THE COMPETITION

TWO PANEL OPTIONS

TT8

- Both 10.1" graphic display and 10.1" LCD touch panel console are available
- Cushion flex whisper deck reduces joint impact by 40%
- The highest-grade steel frame
- Wide track for wide stride
- 15 levels of incline and 6 levels of decline
- WiFi Phone or tablet mirroring capability*
- 7 military fitness tests and 12 custom workouts*

For serious runners, only serious treadmills will do, and that's why SOLE's TT8 is the treadmill of choice. It provides more options than conventional home treadmills for half the price of a commercial model.



Motor	4.0 HP Motor
Speed Range	1 - 22 KM/H
Running Surface	560 x 1525 mm / 22" x 60"

*Only available on touch panel console version





S77

- Powerful motor allows for easy transitions
- Incredible technology integration
- Widest track on the market
- 10.1" graphic display
- Toggle switch
- Bluetooth heart rate monitor
- Bluetooth speaker

The S77, with all the same great features as the F85 treadmill, adds a 4.0 Cont. Duty HP motor and also incorporates the largest deck that SOLE offers, an exceptional 22" wide running surface that is comfortable for any runner.



Motor	4.0 HP Motor
Speed Range	1 - 22 KM/H
Runninger Surface	560 x 1525 mm / 22" x 60"

F80

- Run hard while reducing wear and tear on knees
- Intuitive and user-friendly console with 9" LCD
- Highest grade steel
- Most powerful and quietest motor in industry
- Easy-adjust switches on handles
- Bluetooth heart rate monitor
- Bluetooth speaker

The "Best Buy" in all aspects. This award-winning treadmill upgrades to the Cushion Flex Whisper Deck, which reduces impact up to 36.5% to 40% compared to running on asphalt, testified by study.



Motor	3.5 HP Motor
Speed Range	1 - 20 KM/H
Runninger Surface	560 x 1525 mm / 22" x 60"

F65

- Upgraded version of the popular F63
- Affordable treadmill with high quality features
- Wide track great for all strides
- Bright backlit 7.5" LCD
- Toggle switch
- Cooling fan included
- Bluetooth heart rate monitor
- Bluetooth speaker

A nearly 5/5 star model. SOLE created the new F65 treadmill with a few upgrades from the very popular F63 model. The F65 jumps up to a powerful 3.25 HP motor, which delivers challenging speeds up to 12 mph and inclines up to 15 levels.



Motor	3.25 HP Motor
Speed Range	1 - 20 KM/H
Runninger Surface	560 x 1525 mm / 22" x 60"

F63

- Powerful motor provides smooth quiet ride
- Easy to store when not in use
- Bright backlit 6.5" LCD
- Toggle switch
- Heavy-duty steel construction
- Bluetooth heart rate monitor
- Bluetooth speaker

Built for great performance. The F63 has been under the spotlight among other brands of similar price range, acclaimed as "Simply the Best" by online consumer sources and magazines. It earned the reputation of high quality materials at good value.



Motor	3.0 HP Motor
Speed Range	1 - 20 KM/H
Runninger Surface	510 x 1525 mm / 20" x 60"



F60

- Above-average running / walking surface in its range
- 2.25 HP high-quality powerful motor
- Up to 12 mph speed & 12 level power inclines adjustment.
- Cushion flex whisper deck reducing impact up to 40%
- 24 pre-set programs
- Quick-adjust speed/incline switch
- Built-in speaker, and USB charger port.

Affordable but without compromising. The new SOLE F60 folding treadmill, the most affordable equipment come up with all the favorite features from the SOLE engineering lab.

Motor	2.25 HP Motor
Speed Range	1 - 18 KM/H
Runninger Surface	510 x 1400 mm / 20" x 55"



TD80

- Slow, medium, fast quick speed controls
- Large 47" x 32" working surface
- Fully folding table and deck
- Walking surface is a comfortable 20" x 50"
- Fully adjustable desk height
- Easy to store and move design

The solution to stay active while working. The SOLE Treadmill Desk allows the user to walk at their own pace while getting their work done. Get out of your desk chair and work your way toward improved energy and greater health.

Motor	2.5 HP Motor
Speed Range	0.8 - 6 KM/H
Runninger Surface	510 x 1275 mm / 20" x 50"



STABLE AND SOLID RIDE **BIKES**

WE BELIEVE WORKOUTS DON'T REQUIRE BEING UNCOMFORTABLE.

Our bikes let you decide when, where, and how long you want to exercise, all factors that determine the comfort level of your workout. The natural feel of SOLE exercise bikes is achieved with an ergonomic design, adjustable seating, and a large console display.





(On SB700, SB900)

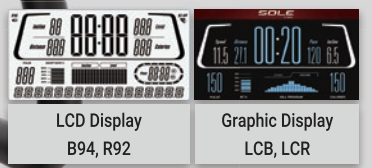
QUICK RELEASE & RECHARGEABLE 3268 BLUETOOTH CONSOLE

- Bluetooth heart rate monitor compatible
- Connect to third-party apps



LCD DISPLAY / GRAPHIC DISPLAY CONSOLE

- ① Phone & Pad Holder
- ② Speaker
- ③ Cooling Fans
- ④ LCD / Graphic Display
- ⑤ Audio in Jack
- ⑥ Headphone Jack
- ⑦ USB Charging Port



FULLY ADJUSTABLE SEAT AND HANDLEBARS



THE UNIQUE ERGONOMIC DESIGN

The 2 degree inward design on our pedals. It aligns the body posture to help prevent soreness and ache during workouts.



TAKING IT UP ANOTHER NOTCH

SB900

- Feature the SPD pedal, training with your pro outdoor gear
- Fully adjustable seat and handlebars
- Magnetic resistance levels
- Up to 22kg/48lb flywheel, providing the stabilize riding experience

The SB900 brings quality and affordability cycling training at home, featured the SPD pedals, a wireless display console, quiet magnetic brake resistance, and a convenient water bottle holder. The commercial-grade magnetron resistance system and compatibility with multiple 3rd party training apps, allowing the user to train like a pro and fit its own pace anytime at home.



Resistance Type	Magnetic Resistance
Flywheel Weight	22 kg / 48 lb

*Only compatible with 3268 console.



SATISFACTORY TO BOTH THE INDOOR AND OUTDOOR CYCLIST

SB700

- Feature the SPD pedal, training with your pro outdoor gear
- Fully adjustable seat and handlebars
- Turn dial makes adjusting resistance levels easy

The SOLE SB700 brings the next level of exercise to both indoor and outdoor cyclists. SOLE engineers have combined the needs of both types of users to design a comfortable, affordable cycle providing the ultimate exercise experience in your own home. With the fully adjustable seat and handlebars design, the SB700 allows each user to find the right settings and handle position for a comfortable and effective workout, plus the sturdy frame, heavyweight flywheel, and reliable braking system ensure a smooth and quiet ride.



Resistance Type	Felt Pad Push Brake
Flywheel Weight	22 kg / 48 lb

*Only compatible with 3268 console.





LCB

- 14 kg / 31 lb flywheel provides quiet, smooth ride
- 40 levels of resistance
- 10.1" graphic display
- Adjustable seat and pedals
- Strong durable frame
- Bluetooth heart rate monitor
- Bluetooth speaker

The SOLE LCB has 40 levels of resistance and a 14 kg / 31 lb flywheel, making a nice, smooth transition between resistance levels. Oversized cushioned foot pedals coupled with a 2-degree inward slope will provide for an extremely comfortable workout.



Resistance Type	Electromagnetic system
Resistance Control	1 - 40 Levels
Workout Display	10.1" Graphic Display
Flywheel Weight	14 kg / 31 lb



B94

- Adjustable gel seat
- Lightweight ergonomic design
- Bluetooth heart rate monitor
- Bluetooth speaker

It's a fact that most bike users will tell you the number one priority about using an upright bike is being comfortable but yet challenged in the workout. The B94 stationary bike provides both and is used in the comfort and convenience of your own home. The adjustable gel seat, strong frame and ergonomically designed pedals allow for the machine to conform itself to you instead of the other way around.



Resistance Type	Eddy Current Brake
Resistance Control	1 - 20 Levels
Workout Display	9" LCD
Flywheel Weight	9 kg / 20 lb



LCR

- 14 kg / 31 lb flywheel provides quiet, smooth ride
- Most comfortable recumbent bike in its class
- Adjustable seating and foot pedals
- 10.1" Graphic Display
- 40 different levels of resistance
- Bluetooth speaker
- Bluetooth heart rate monitor

SOLE's LCR is the perfect recumbent bike for people looking to stay in shape without the risk of pain. The LCR is Top Rated because it provides incredible value and is the most functional recumbent bike on the market.



Resistance Type	Electromagnetic system
Resistance Control	1 - 40 Levels
Workout Display	10.1" Graphic Display
Flywheel Weight	14 kg / 31 lb



R92

- Adjustable padded seat
- 2-degree inward design
- Compact size lets you put it anywhere
- Smooth transitions
- Bright, easy to read 9" LCD display
- Bluetooth heart rate monitor
- Bluetooth speaker

Less Pain But More Gain -

Recumbent bikes are becoming the latest trend in the exercise world and the Sole R92 is leading the pack. SOLE's R92 is the industry standard for a recumbent bike providing physical challenges that are easy on the joints.



Resistance Type	Eddy Current Brake
Resistance Control	1 - 20 Levels
Workout Display	9" LCD
Flywheel Weight	9 kg / 20 lb

ERGONOMIC DESIGN
ELLIPTICALS

**THE PERFECT
ELLIPTICAL
SHOULD COMBINE
BOTH AN
ERGONOMIC
DESIGN AS WELL
AS A
COMFORTABLE
FEEL.**

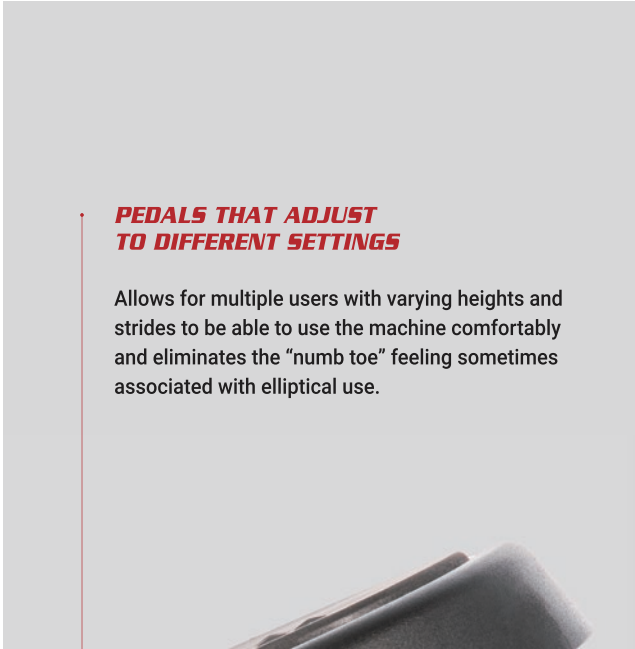
With foot pedals designed by physical therapists, our ellipticals provide unmatched workout function and no impact to your joints.





**2 DEGREE INWARD
CUSTOM DESIGNED
FOOT PEDALS**

Realigns the body into its correct posture for workouts limiting aches and pains. The ergonomic 2 degree inward design on the pedals will create a comfortable workout thus increasing the longevity of wanting to exercise.



**PEDALS THAT ADJUST
TO DIFFERENT SETTINGS**


Allows for multiple users with varying heights and strides to be able to use the machine comfortably and eliminates the "numb toe" feeling sometimes associated with elliptical use.



**LCD DISPLAY /
GRAPHIC DISPLAY
CONSOLE**

- ① Phone & Pad Holder
- ② Speaker
- ③ Cooling Fans
- ④ LCD / Graphic Display
- ⑤ Audio in Jack
- ⑥ Headphone Jack
- ⑦ USB Charging Port

LCD Display E25, E35, E55	Graphic Display E95, E95s, E98





E98

- Extremely smooth feel
- Upgraded Handlebars
- Custom Designed Foot Pedals
- Power Incline
- 10.1" Graphic Display
- Bluetooth heart rate monitor
- Bluetooth speaker

The SOLE E98 Elliptical was built for the commercial environment, from its articulating foot pedals to its heavy 14.5 kg / 32 lb flywheel the E98 is quickly becoming the popular model in light commercial settings and is rapidly replacing its overpriced high end counterparts.



Adjustable Pedals	/
Incline	20 Levels
Flywheel Weight	14.5 kg / 32 lb
Track	Dual Long Track



E95s

- 13.6 kg / 30 lb flywheel provides quiet, smooth motion
- 10.1" Graphic Display
- Completely customizable to fit your stride (45-61cm / 18"-24")
- Bluetooth heart rate monitor & speaker

Introducing the most affordable adjustable stride length elliptical on the market. Runners are always searching for the perfect stride, and with SOLE's E95s, the search is over. This elliptical offers stride length customization with all the comfort and durability of our best elliptical.



Adjustable Pedals	/
Incline	/
Flywheel Weight	13.6 kg / 30 lb
Track	Dual Track



E95

- Top rated elliptical
- Most comfortable elliptical on the market
- Eliminates pain in hips, ankles, and knees
- Having complete control over your workout
- Bluetooth heart rate monitor
- Bluetooth speaker

Easy to use electronic console with all the features of a health club model. The E95 uses a vibrant 10.1" graphic display that is used in many club models. Includes a built-in cooling fan and water bottle holder.



Adjustable Pedals	Knob 10 Levels
Incline	20 Levels
Flywheel Weight	12.3 kg / 27 lb
Track	Dual Long Track



E55

- Stable, smooth ride unmatched in its class
- Pedals designed to eliminate joint pain & aches
- Speakers, audio and cooling fan
- Bluetooth heart rate monitor & speaker

Fluid natural motion provided by a whisper quiet drive system. Functions in both forward and reverse motion. The combination of a heavy 9 kg / 20 lb flywheel and a high gear ratio not found on comparable models means an extremely smooth feel with plenty of resistance at the top end for a machine that will provide a challenging workout.



Adjustable Pedals	Knob 10 Levels
Incline	20 Levels
Flywheel Weight	9 kg / 20 lb
Track	Dual Short Track



E35

- Best full body workout in its class
- Eliminates strain from hips, ankles, and knees
- Integrated technology makes progress easy
- Multigrip handles and adjustable foot pedals
- Bluetooth heart rate monitor
- Bluetooth speaker

Fluid, Stable, And Smooth - Oversized foot pedals situated at a 2° inward angle, and 3-position articulating foot beds sustain your body's natural position and reduce impact on the joints and muscles.



Adjustable Pedals	Pop Pin 3 Levels
Incline	20 Levels
Flywheel Weight	11.4 kg / 25 lb
Track	Dual Long Track



E25

- Different workouts to challenge all fitness levels
- Smoothest ride of any elliptical in its class
- Best technology integration
- True no-impact total body workout
- Speakers, audio and cooling fan
- Bluetooth speaker
- Bluetooth heart rate monitor

Easy to use electronic console with a vibrant white backlit LCD display. Includes a built-in cooling fan and water bottle holder. The console also has built in speakers, which allow you to hook up any MP3 player (iPod, etc.) for easy listening.



Adjustable Pedals	/
Incline	20 Levels
Flywheel Weight	9 kg / 20 lb
Track	Dual Short Track



E20

- 2-degree inward pedal design
- 18" stride length provides a most effective workout in its market range
- 6.4 kg / 14 lb flywheel
- 5 pre-set programs with 3 manual level inclines
- Tablet holder, built-in speaker, and USB charger port
- Heart Rate grips

Streamline But Professional - The new E20 elliptical trainer is the budget-friendly series of its family, with those selected features from SOLE engineering lab, you can enjoy the same training without compromising.

Adjustable Pedals	/
Incline	Manual Adjust, 3 Levels
Flywheel Weight	6.4 kg / 14 lb
Track	Single Track



*COMBINE COMFORT
AND AFFORDABILITY
INTO ONE
STEPPERS*

**WE BELIEVE
WORKOUTS DON'T
REQUIRE BEING
UNCOMFORTABLE.**

SOLE steppers provide effective workouts for hikers and runners alike without the risk of joint pain. Adding incline to the arc trainer design brings a more natural feel to your at-home workout.



SC300

- Power incline with 20 levels
- Designed to eliminate joint pain
- 9" LCD screen
- 10 different pre-set programs
- Multiple user profiles
- Adjustable foot pedals work with your stride
- Bluetooth speaker & heart rate monitor

Much like the SC200, the SC300 is meant to provide a workout focused on the lower body that reduces stress on the hip and knee joints. Adding incline to the arc trainer design brings a more natural feel to your at-home workout.



Workout Display	9" LCD
Flywheel Weight	10 kg / 22 lb
Handgrip Type	Multi Position

SC200

- Smooth feel thanks to 9 kg / 20 lb flywheel
- Foot pedals designed by physical therapists
- Incredible lower body workout
- Compact design perfect for any room
- Bright 7.5" LCD display
- Bluetooth speaker
- Bluetooth heart rate monitor

SOLE has built a stepper that combines the best of stair climbers and ellipticals. The SC200 has everything the home fitness enthusiast could want at an affordable price. The answer for a low impact yet effective workout.

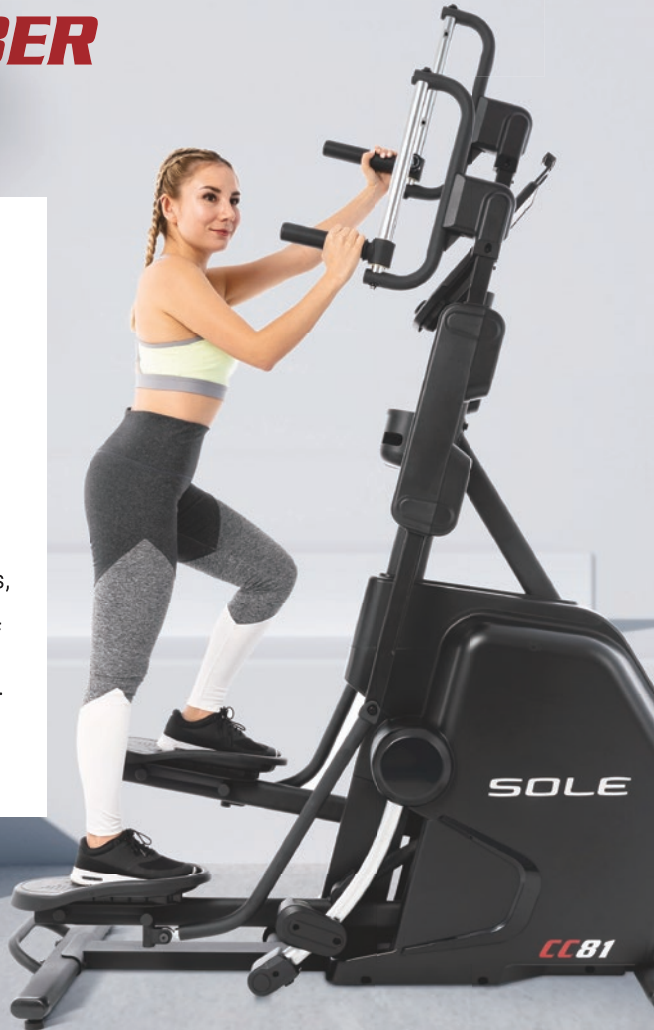


Workout Display	7.5" LCD
Flywheel Weight	9 kg / 20 lb
Handgrip Type	Regular

UNIQUE TO THE
MARKET AND
A FIRST OF ITS KIND
CLIMBER

**TAKE YOU
THROUGH THE
MOST
CHALLENGING
WORKOUT YOU'LL
EVER LOVE.**

Arms, torsos, glutes, quads, even that six pack you're constantly working at, all of those will naturally come from this full body exercise.



**HIGH BURNING,
HIGH INTENSITY,
HIGH POWERED**

CC81

- Increase anaerobic power/endurance
- Target lower, upper or entire body
- Increase muscular strength and endurance
- Higher caloric burn
- Increase VO2 max
- Increase coordination and agility

Time, money and space are concerns when purchasing fitness equipment. We understand that at Sole, that's why we're proud to introduce our newest and most innovative product to date! The Sole CC81 Cardio Climber is a true full body workout machine. Combining elements of both elliptical and climber products, it is easier on the joints and very effective at toning the entire body, all in one effective workout!

Resistance Type	ECB
Resistance Level	1 - 20 Levels
Arm Travel	1" - 15"
Flywheel Weight	ψ 290, 10.2 kg



COMFORT, CONVENIENCE AND RELIABILITY

ROWER

**A HIGH-INTENSITY
OUTDOOR
ACTIVITY IN THE
COMFORT OF YOUR
OWN HOME.**

Make getting into shape much more enjoyable with a SOLE rower, featuring an ultra smooth air and magnetic resistance motion to create a realistic 'on the water' sensation. The folding design, and wheels upfront also make our rower easy to move and store.



HIGH INTENSITY STYLE WORKOUT IN THE COMFORT OF YOUR OWN HOME.

SR500

- Comfortable design
- 5.5" Backlit LCD display with Tablet holder
- Resistance control buttons on the handle bar
- 11 standard workout programs
- Bluetooth compatible with FTMS protocol
- Smooth magnetic/air rower action

The SR500 rower is built with the concept of comfort, convenience, and reliability for your daily workout. The high seating position allows users to get on and off the machine easily, while the adjustable pedal fits different heel angles for comfortable use and proper movement. In addition, the new design tablet holder could hold your favorite device for entertainment. Plus, the latest Bluetooth compatible LCD console inserts with full FTMS protocol. You could now link with your favorable training apps in the market to assist you in achieving the fitness goal and adjust your resistance without missing a beat using the control buttons built into the rowing bar.



Resistance Type	Magnetic and Air
Resistance Level	1 - 16 Levels
HR Receiver	YES, Chest Strap Compatible



SPECIFICATION

TREADMILLS



ST90



TT9



TT8 Touch Panel



TT8 Graphic Display



S77



F85 Touch Panel

Motor	2.0 HP Motor	3.0 HP AC Motor	4.0 HP DC / 3.0 AC Motor	4.0 HP DC / 3.0 AC Motor	4.0 HP Motor	4.0 HP Motor
Speed Range	0.8 - 20 KM/H	1 - 22 KM/H	1 - 22 KM/H	1 - 22 KM/H	1 - 22 KM/H	1 - 22 KM/H
Incline (Decline) Range	0 - 15 Levels, Free Mode: 0 - 8	-6 - 15 Levels	-6 - 15 Levels	-6 - 15 Levels	0 - 15 Levels	0 - 15 Levels
Workout Display	10.1" Touch Panel	10.1" TFT w/Touch Screen	10.1" Touch Panel	10.1" Graphic Display	10.1" Graphic Display	10.1" Touch Panel
Workout Programs	Manual, 9 Programs, 7 Military Fitness Test, 12 Custom	Manual, Hill, Fatburn, Cardio, Strength, 5K run, Interval, H.R., Custom, Fitness test, Calorie, 10K run	Manual, 9 Programs, 7 Military Fitness Test, 12 Custom	Manual, Hill, Fatburn, Cardio, Strength, HIIT, Custom, Fit-test, 2 HRC,	Manual, 5 Programs, 2 User, 2 HRC	Manual, 9 Programs, 7 Military Fitness Test, 12 Custom
Hand Pulse	YES	YES (Salutron)	YES	YES	YES	YES
Toggle Switch	YES	YES	YES	YES	YES	YES
HR Receiver	YES	YES	YES	YES	YES	YES
Speakers / Audio	YES	YES	YES	YES	YES	YES
Cooling Fans	YES	YES	YES	YES	YES	YES
Bluetooth Speaker	YES	/	YES	YES	YES	YES
Bluetooth HR	YES	/	YES	YES	YES	YES
USB Charging	YES	/	YES	YES	YES	YES
Running Surface	510 x 1525 mm / 20" x 60"	560 x 1525 mm / 22" x 60"	560 x 1525 mm / 22" x 60"	560 x 1525 mm / 22" x 60"	560 x 1525 mm / 22" x 60"	560 x 1525 mm / 22" x 60"
Product Size	1780 x 850 x 1660 mm 70" x 33" x 65"	2125 x 885 x 1470 mm 84" x 35" x 58"	1995 x 936 x 1710 mm 77" x 37" x 67"	1995 x 936 x 1710 mm 77" x 37" x 67"	1952 x 930 x 1680 mm 77" x 37" x 66"	2080 x 932 x 1682 mm 82" x 37" x 66"
Carton Size	2070 x 940 x 440 mm 81" x 37" x 17"	2250 x 957 x 540 mm 89" x 38" x 21"	2120 x 920 x 440 mm 83" x 37" x 17"	2120 x 920 x 440 mm 83" x 37" x 17"	2070 x 940 x 440 mm 81" x 37" x 17"	2170 x 940 x 440 mm 85" x 37" x 17"
NW GW	179.5 186.6 kg 395 411 lb	178 195 kg 392 430 lb	147 162 kg 323 356 lb	147 162 kg 323 356 lb	121.5 134 kg 270 295 lb	127 140 kg 280 308 lb
QTY 20'/40'/40' HQ	20 / 40 / --	24 / 48 / 48	30 / 60 / 72	30 / 60 / 72	30 / 62 / 74	32 / 66 / 74
Weight Capacity	/	180 kg / 397 lb	150 kg / 330 lb	150 kg / 330 lb	150 kg / 330 lb	150 kg / 330 lb
Compatible APP		*				

*TT9 - Workout Data transfer available with QR code scan

TREADMILLS



F85 Graphic Display








F80

F65

F63

F60

TD80

Motor	4.0 HP Motor	3.5 HP Motor	3.25 HP Motor	3.0 HP Motor	2.25 HP Motor	2.5 HP Motor
Speed Range	1 - 22 KM/H	1 - 20 KM/H	1 - 20 KM/H	1 - 20 KM/H	1 - 18 KM/H	0.8 - 6 KM/H
Incline (Decline) Range	0 - 15 Levels	0 - 15 Levels	0 - 15 Levels	0 - 15 Levels	0 - 12 Levels	/
Workout Display	10.1" Graphic Display	9" LCD	7.5" LCD	6.5" LCD	5.5" LCD	Large, Blue, Backlit LCD
Workout Programs	Manual, 5 Programs, 2 User, 2 HRC	Manual, 5 Programs, 2 User, 2 HRC	Manual, 5 Programs, 2 User, 2 HRC	Manual, 5 Programs, 2 User, 2 HRC	Manual, 5 Programs, 2 User, 2 HRC	/
Hand Pulse	YES	YES	YES	YES	YES	/
Toggle Switch	YES	YES	YES	YES	/	/
HR Receiver	YES	YES	YES	YES	/	/
Speakers / Audio	YES	YES	YES	YES	YES	/
Cooling Fans	YES	YES	YES	YES	YES	/
Bluetooth Speaker	YES	YES	YES	YES	YES	/
Bluetooth HR	YES	YES	YES	YES	/	/
USB Charging	YES	YES	YES	YES	YES	/
Running Surface	560 x 1525 mm / 22" x 60"	560 x 1525 mm / 22" x 60"	560 x 1525 mm / 22" x 60"	510 x 1525 mm / 20" x 60"	510 x 1400 mm / 20" x 55"	510 x 1275 mm / 20" x 50"
Product Size	2080 x 932 x 1682 mm 82" x 37" x 66"	2080 x 932 x 1682 mm 82" x 37" x 66"	2105 x 932 x 1675 mm 82" x 37" x 66"	2105 x 885 x 1675 mm 83" x 35" x 66"	1829 x 889 x 1422 mm 72" x 35" x 56"	2090 x 1200 x 1330 mm 82" x 47" x 52"
Carton Size	2170 x 940 x 440 mm 85" x 37" x 17"	2170 x 940 x 440 mm 85" x 37" x 17"	2195 x 975 x 440 mm 86" x 38" x 17"	2195 x 925 x 440 mm 86" x 36" x 17"	1981 x 787 x 432 mm 78" x 31" x 17"	1960 x 1020 x 380 mm 77" x 40" x 15"
NW GW	127 140 kg 280 308 lb	122.5 135 kg 270 298 lb	118 130 kg 260 287 lb	112 125 kg 247 276 lb	91 kg 102 kg 201 225 lb	115 127 kg 253 280 lb
QTY 20'/40'/40' HQ	32 / 66 / 76 (74)	32 / 66 / 76 (74)	29 / 60 / 72	32 / 66 / 76 (74)	40 / 90 / 105	30 / 66 / 66
Weight Capacity	150 kg / 330 lb	150 kg / 330 lb	150 kg / 330 lb	150 kg / 330 lb	135 kg / 300 lb	120 kg / 264 lb
Compatible APP	  	  	  	  	/	/

LIGHT COMMERCIAL



SB900



SB700



LCB



B94



LCR



R92

Power Source	/	/	DC 12V / 1.5A	DC 12V / 1.5A	DC 12V / 1.5A	DC 12V / 1.5A
Resistance Type	Magnetic Resistance	Felt Pad Push Brake	Electromagnetic system	Eddy Current Brake	Electromagnetic system	Eddy Current Brake
Resistance Control	Multilevel Resistance	Multilevel Resistance	1 - 40 Levels	1 - 20 Levels	1 - 40 Levels	1 - 20 Levels
Workout Display	Single LCD Window	Single LCD Window	10.1" Graphic Display	9" LCD	10.1" Graphic Display	9" LCD
Workout Programs	Personal Info Can Be Inserted and Displayed	Personal Info Can Be Inserted and Displayed	Manual, 5 Programs, Fit-Test, Custom, 2 HRC	Manual, 5 Programs, 2 User, 2 HRC	Manual, 5 Programs, Fit-Test, Custom, 2 HRC	Manual, 5 Programs, 2 User, 2 HRC
Hand Pulse	/	/	YES (Salutron)	YES	YES (Salutron)	YES
Crank Length	170 mm / 6.7"	165 mm / 6"	165 mm / 6.5"	165 mm / 6.5"	165 mm / 6.5"	165 mm / 6.5"
HR Receiver	YES	YES	YES	YES	YES	YES
Speakers / Audio	/	/	YES	YES	YES	YES
Cooling Fans	/	/	YES	YES	YES	YES
Bluetooth Speaker	/	/	YES	YES	YES	YES
Bluetooth HR	/	/	YES	YES	YES	YES
USB Charging	/	/	YES	YES	YES	YES
Flywheel Weight	22 kg / 48 lb	22 kg / 48 lb	14 kg / 31 lb	9 kg / 20 lb	14 kg / 31 lb	9 kg / 20 lb
Product Size	1185 x 538 x 1260 mm 47" x 21" x 50"	1210 x 538 x 1215 mm 48" x 21" x 48"	1230 x 580 x 1520 mm 48" x 23" x 60"	1230 x 580 x 1520 mm 48" x 23" x 60"	1420 x 745 x 1515 mm 56" x 29" x 60"	1420 x 745 x 1515 mm 56" x 29" x 60"
Carton Size	1079 x 266 x 1117 mm 42" x 10" x 44"	1064 x 221 x 994 mm 41" x 8" x 39"	1168 x 457 x 762 mm 46" x 18" x 30"	1168 x 457 x 762 mm 46" x 18" x 30"	1448 x 457 x 787 mm 57" x 18" x 31"	1448 x 457 x 787 mm 57" x 18" x 31"
NW GW	66.4 72.2 kg 146 159 lb	64 70 kg 141 154 lb	51 59 kg 113 129 lb	46.2 49.9 kg 102 109 lb	69 77.5 kg 152 171 lb	61.6 69.8 kg 136 154 lb
QTY 20'/40'/40' HQ	108 / 220 / 242	118 / 242 / 264	75 / 150 / --	75 / 150 / --	60 / 120 / --	60 / 120 / --
Weight Capacity	135 kg / 300 lb	135 kg / 300 lb	150 kg / 330 lb	135 kg / 300 lb	150 kg / 330 lb	135 kg / 300 lb
Compatible APP	* *	* *				

*SB700/900 - Kinomap and Zwift are only compatible with 3268 console

ELLIPTICALS



E98



E95s



E95









E55



E35



E25

Adjustable Pedals	/	/	Knob 10 Levels	Knob 10 Levels	Pop Pin 3 Levels	/
Incline	20 Levels	/	20 Levels	20 Levels	20 Levels	20 Levels
Resistance Control	20 Levels	20 Levels	20 Levels	20 Levels	20 Levels	20 Levels
Workout Display	10.1" Graphic Display	10.1" Graphic Display	10.1" Graphic Display	9" LCD	7.5" LCD	6.5" LCD
Workout Programs	Manual, 5 Programs, Custom, Fit-test, 2 HRC	Manual, 5 Programs, 2 User, 2 HRC	Manual, 5 Programs, 2 User, 2 HRC	Manual, 5 Programs, 2 User, 2 HRC	Manual, 5 Programs, 2 User, 2 HRC	Manual, 5 Programs, 2 User, 2 HRC
Hand Pulse	YES	YES	YES	YES	YES	YES
Multi Position Grip	/	YES	YES	YES	YES	/
HR Receiver	YES	YES	YES	YES	YES	YES
Speakers / Audio	YES	YES	YES	YES	YES	YES
Cooling Fans	YES	YES	YES	YES	YES	YES
Bluetooth Speaker	YES	YES	YES	YES	YES	YES
Bluetooth HR	YES	YES	YES	YES	YES	YES
USB Charging	YES	YES	YES	YES	YES	YES
Stride Length	508 mm / 20"	457 - 610 mm / 18" - 24"	508 mm / 20"	508 mm / 20"	508 mm / 20"	508 mm / 20"
Flywheel Weight	14.5 kg / 32 lb	13.6 kg / 30 lb	12.3 kg / 27 lb	9 kg / 20 lb	11.4 kg / 25 lb	9 kg / 20 lb
Track	Dual Long Track	Dual Track	Dual Long Track	Dual Short Track	Dual Long Track	Dual Short Track
Product Size	2090 x 820 x 1800 mm 82" x 32" x 71"	2145 x 815 x 1800 mm 84" x 32" x 71"	2100 x 815 x 1790 mm 83" x 32" x 70"	1780 x 780 x 1750 mm 70" x 31" x 69"	2090 x 820 x 1800 mm 82" x 32" x 71"	1790 x 600 x 1800 mm 70" x 24" x 71"
Carton Size	1676 x 584 x 864 mm 66" x 23" x 34"	1930 x 570 x 1000 mm 76" x 22" x 39"	1676 x 584 x 864 mm 66" x 23" x 34"	1676 x 584 x 864 mm 66" x 23" x 34"	1676 x 584 x 864 mm 66" x 23" x 34"	1676 x 584 x 864 mm 66" x 23" x 34"
NW GW	111.8 124.5 kg 246 274 lb	125 143 kg 276 315 lb	113 126 kg 249 277 lb	106 115 kg 234 254 lb	111 123 kg 244 272 lb	98 112 kg 217 247 lb
QTY 20'/40'/40' HQ	26 / 56 / 84	26 / 48 / 48	26 / 56 / 84	26 / 56 / 84	26 / 56 / 84	26 / 56 / 84
Weight Capacity	150 kg / 330 lb	150 kg / 330 lb	150 kg / 330 lb	150 kg / 330 lb	150 kg / 330 lb	150 kg / 330 lb
Compatible APP	  	  	  	  	  	  



E20

Adjustable Pedals	/
Incline	Manual Adjust, 3 Levels
Resistance Control	20 Levels
Workout Display	Red Light LED
Workout Programs	Manual, 5 Programs
Hand Pulse	YES
Multi Position Grip	/
HR Receiver	/
Speakers / Audio	YES
Cooling Fans	YES
Bluetooth Speaker	YES
Bluetooth HR	/
USB Charging	YES
Stride Length	457 mm / 18"
Flywheel Weight	6.4 kg / 14 lb
Track	Single Track
Product Size	1660 x 560 x 1630 mm 58" x 20" x 64"
Carton Size	1680 x 455 x 770 mm 61" x 19" x 30"
NW GW	67 76.5 kg 148 169 lb
QTY 20'/40'/40' HQ	51 / 111 / --
Weight Capacity	135 kg / 300 lb
Compatible APP	/




SC300



SC200

Adjustable Pedals	/	/
Step Height Level	20 Levels	/
Resistance Control	20 Levels	20 Levels
Workout Display	9" LCD	7.5" LCD
Workout Programs	Manual, 5 Programs, Custom, Fit-test, 2 HRC	Manual, 5 Programs, 2 User, 2 HRC
Hand Pulse	YES	YES
Multi Position Grip	YES	/
HR Receiver	YES	YES
Speakers / Audio	YES	YES
Cooling Fans	YES	YES
Bluetooth Speaker	YES	YES
Bluetooth HR	YES	YES
USB Charging	YES	YES
Flywheel Weight	10 kg / 22 lb	9 kg / 20 lb
Product Size	1366 x 780 x 1880 mm 54" x 31" x 74"	1410 x 590 x 1830 mm 56" x 23" x 72"
Carton Size	1315 x 570 x 990 mm 52" x 22" x 39"	1470 x 445 x 845 mm 58" x 18" x 33"
NW GW	93 108 kg 202 236 lb	75 84 kg 166 185 lb
QTY 20'/40'/40' HQ	32 / 72 / 90	36 / 80 / 120
Weight Capacity	150 kg / 330 lb	150 kg / 330 lb
Compatible APP	/	/









CC81

Power Source	DC 12V / 1.5A
Resistance Type	ECB
Resistance Level	1 - 20 Levels
Workout Display	5" x 3" LCD
Workout Programs	Manual, Hill, Fat Burn, Cardio, Strength, HIIT
Hand Pulse	/
Handlebar	Adjustable
HR Receiver	YES
H.R Control	/
Chest Belt Compatible	YES
Speakers / Audio	/
Arm Travel	1" - 15"
Step Height	12"
Flywheel Weight	ψ 290, 10.2 kg
Product Size	1490 x 790 x 2190 mm 59" x 31" x 86"
Carton Size	1476 x 570 x 1012 mm 58" x 22" x 40"
NW GW	100 120 kg 221 265 lb
QTY 20'/40'/40' HQ	28 / 64 / 64
Weight Capacity	150 kg / 330 lb
Compatible APP	/



SR500

Adjustable Pedals	/
Resistance Type	Magnetic and Air
Resistance Level	1 - 16 Levels
Workout Display	5.5" LCD
Workout Programs	11 Standard Programs
Hand Pulse	/
Rail / Drive	Aluminum / Textile Strap
HR Receiver	YES, Chest Strap Compatible
Speakers / Audio	/
Cooling Fans	/
Connectivity	Bluetooth 5.0 / FTMS
Speaker	/
USB Charging	/
Flywheel Weight	Φ 200, 3.5 kg
Product Size	2465 x 460 x 1130 mm 97" x 18" 44.5"
Carton Size	1690 x 765 x 330 mm 67" x 30" x 13"
NW GW	46.9 56.1 kg 103 124.6 lb
QTY 20'/40'/40' HQ	63 / 144 / 165
Weight Capacity	204 kg / 450 lb
Compatible APP	  



EUROPE**Benelux**

Fitness Trading BVBA
stadsheide 3 3500 Hasselt Belgium
Tel : +32 11 761270
Email : info@fitnesstrading.com
Web : www.fitnesstrading.com

**Denmark**

Abilica Online ApS
Trindsovei 12, 8000 Aarhus C, Denmark
Tel : 70 270 279
Email : info@abilicaonline.dk
Web : www.abilicaonline.dk

**UK**

Dyaco UK Ltd
Unit 5, Featherstone Road, Mill Square,
Wolverton Mill, Milton Keynes, MK12 5ZD
Tel : +44 (0)800 029 3865
Email : sales@dyaco.co.uk
Web : www.dyaco.co.uk

**Germany / Austria /
Switzerland / Poland**

Hammer Sport AG
Von-Liebig-Str. 21, 89231 Neu-Ulm
Tel : 0731 97488 0
Email : info@hammer.de
Web : www.hammer-sport.de

**Greece**

Eldico Sport SA
30 Kassandras Str. Votanikos,
PC 104-47, Athens Greece
Tel : +30-2103478279
Email : gm@eldico.gr
Web : www.eldico.gr

**Italy**

Intergym SRL Unipersonale
Via Galileo Galilei, 7-47924 Rimini Italy
Tel : +39 0541 350755
Web : www.intergym.com

**Norway**

Treningspartner AS
Ringeriksveien 16, 3414 Lierstranda
Tel : +47 400 03 448
Email : salg@treningspartner.no
Web : www.treningspartner.no

**Russia**

Well Fitness
123458 Russia Moscow, Marshala
Proshlyakova 30, office, 407
Tel : +7 499 677 56 32
Email : info@wellfitness.ru
Web : www.solefitness.su
www.solefitness.store

**Spain**

GymCompany
Avinguda Corts Catalanes 9,
Showroom A. Sant Cugat del Valles,
Barcelona, Spain. 08173
Tel : 0034 932 059 567
Email : info@gymcompany.es
Web : www.gymcompany.es

**Sweden**

Träningspartner
Spaljegatan 4, 27152 Ystad, Sweden
Tel : +46 (0)411 65504
Email : info@traningspartner.se
Web : www.traningspartner.se

**Turkey**

Esjim Eskisehir Jimnastik Ve Spor
Malz.san Tic. Ltd. Sti.
75.yil Mh. Organize San. Bol. 26.cd.
No:15 Eskisehir Turkey
Tel : +9022222368236
Email : info@esjim.com
Web : www.esjim.com

MID EAST**Kuwait**

Nasser Sports Center
Ardiya Industrial Area Block No.1,
Building No.127, Opposite Toyota
Delivery Center (Al-sayer) P.O Box 44085,
Hawally-32055, Kuwait
Tel : 965 1850050
Email : wadood@alnasser.net

**UAE**

Al Rakyen General Trading LLC
Business Tower Damac Shop No. G-06
Business bay Dubai, UAE
P.O. Box 113944
Tel : +971 4 277 8052
Email : info@soletreadmills.ae
Web : www.soletreadmills.ae

ASIA



Bangladesh

Shah Sports
223/A Bir Uttam Mir Shawkat Sarak,
Tejgaon Industrial Area, Gulshan Link
Road, Dhaka-1208
Tel : 880 2 9841070
Email : sales@shahsports.com.bd
Web : www.shahsports.com.bd



China

Dyaco Shanghai
Room 601, 6th Floor, Block A,
125 Shijie Road, Yangpu District,
Shanghai
Tel : 021 65068300
Email : fitness_sh@dyaco.com.cn
Web : www.dyaco.com.cn



India

Sole Fitness India
55 Montieth Road,(Embassy Towers),
Egmore, Chennai 600 008 India
Tel : +91 98840 66622
Email : info@soletreadmills.in
Web : www.soletreadmills.in



Sri Lanka

DRTV Products (Pvt) Ltd
No 05, Andarewatte Road, Colombo, Sri
Lanka 00500
Tel : +94 115 964 964
Email : info@drvtlanka.com
Web : www.quantum.lk



Philippines

Quorum Group
#73 C. Raymundo Ave., Good Harvest
Complex, Brgy. Caniogan, Pasig City, 1606
Metro Manila, Philippines
Tel : (632) 651 7777
Fax : (632) 751 7755
Email : feedback@tobys.com
Web : www.tobys.com



Singapore

Sole Fitness Singapore
52 Telok Blangah Road, #02-07 Telok
Blangah House, Singapore 098829
Tel : 65 6270 3544
Email : info@soletreadmills.sg
Web : www.solefitness.sg



Taiwan

Dyaco Internatioanl Inc.
12F, No. 111, Song Jiang Road, Taipei
104, Taiwan
Tel : (886) 2 2501 1815
Email : service@solefitness.com.tw
Web : www.solefitness.com.tw



Thailand

Fusen Enterprise Co., Ltd.
No. 153, Soi Rama 2 Soi 18, Bangmod,
Jomthong, Bangkok 10150, Thailand.
Tel : +66(2) 476 0110
Email : solefitness@fusen.co.th
Web : www.sole.co.th



Indonesia

BFIT
JL. Raya Kenjeran No. 573
Surabaya 60114, East Java
Indonesia
Tel : +6231 5939999
Email : bfit168@yahoo.com
Web : www.bfit.co.id



Pakistan

SK Business Corporation
18-Jail Road Near Muzang Chowk,
LAHORE - PAKISTAN
Tel : 92 42 37420419 /
92 42 37425845
Email : skbizcorp@gmail.com
Web : www.skbizcorp.com



Malaysia

**Transmark Sports, Fitness & Leisure Sdn
Bhd**
No.3, Jalan TP3 Taman Perindustrian
UEP, 47600 Subang Jaya, Selangor,
Malaysia
Tel : +603 8026 2222
Fax : +608 8026 2299
Email : projects@transmark.com.my
Web : www.transmark.com.my



Malaysia

**Fitness Concept Specialist Chain
Sdn Bhd**
No.3, Jalan TP3 Taman Perindustrian UEP,
47600 Subang Jaya, Selangor, Malaysia
Tel : +603 8026 2222
Fax : +608 8026 2299
Email : enquiries@fitnessconcept.com.my
Web : www.fitnessconcept.com.my

OCEANIA



Australia

Boyles Fitness Equipment Pty Ltd
1652 Ipswich Road, Rocklea, QLD, 4106
Tel : 07 3272 7010
Email : sales@bfe.com.au
Web : www.bfe.com.au



New Zealand

Bernsport (1995) Ltd
19A Orbit Drive Albany Auckland 0632
Tel : +64 9 477 6020
Email : orders@bernsport.co.nz
Web : www.bernsport.co.nz

AMERICA



Canada

Dyaco Canada Inc.
5955 Don Murie Street, Niagara Falls,
Ontario L2G 0A9
Tel : +1 888 707 1880
Email : sales@dyaco.ca
Web : www.solefitness.ca



Chile

Oxford SA
Tel : +56 2 2463 2000
Fax : +56 2 2235 7332
Email : agallay@oxford.cl
Web : www.muvostore.cl



Peru

Oxford SA
Tel : +51 1 6173500
Email : oaza@oxfordperu.com
Web : www.muvostore.pe



Mexico

Corporación Deportiva Jolis, S.A. de
C.V.
Parque de Poblamiento Pachuca de Soto,
Pachuca, Hidalgo C.P. 42032 México
Tel : (55) 56407828
Email : info@fst.com.mx



Colombia

HA BICICLETAS S.A.
CALLE 14, No. 52A-187, Medellín,
Colombia
Tel : 2855040
Email : ha@habicicletas.com
Web : www.habicicletas.com

AFRICA



Nigeria

Gategold Nigeria LTD
No. 94, Ogunlana Drive, By Bus Corner, Bus
Stop, Surulere, Lagos, Nigeria
Tel : +234 803 329 3090
+234 704 224 7970
Email : gategoldfitness@yahoo.com
gategoldfitness@gmail.com



South Africa

Pro Active Imports CC
22 Skyway Business park, Freda Road,
Strijdom Park, RSA
Tel : 011 792 6603
Email : info@gymstore.co.za
Web : www.gymstore.co.za



SOLE
FITNESS