

# Multi Zorb Granules

MANCHESTER  
1824

## Product Usage Guide

### BX115



#### Health & Safety

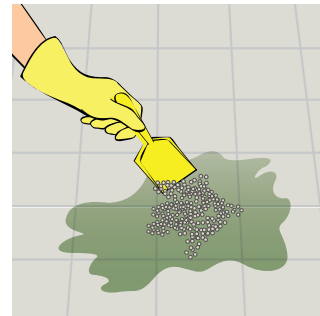
Please refer to relevant  
COSHH Safety Data Sheet




Scan for further product details



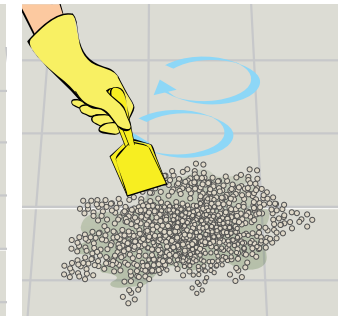
**1** Use appropriate PPE as indicated in the Safety Data Sheet and place Safety Signs.



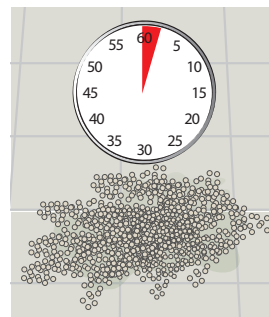
**2** Sprinkle the product on the spill until it is completely covered.




**3** Let it work for 3 minutes.



**4** Stir the granules to be sure they are in contact with all the liquid.



**5** Let it work for a further 2 minutes



**6** Clean with a broom.



**7** Dispose of contaminated product responsibly and with regard to local regulations.



**8** Remove Safety Signs.