

Extraction Carpet Cleaner

MANCHESTER
1824



Product Usage Guide

Professional



WARNING

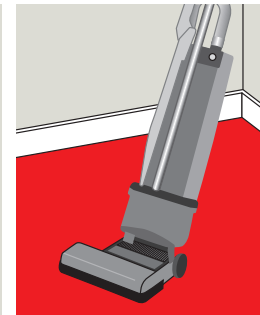
BE002-5



1 Use appropriate PPE as indicated in the Safety Data Sheet.



2 Place Safety Signs and open windows.



3 Dry vacuum the area to remove dust & debris.



4 Remove any gum & pre-treat any stains & traffic areas.



5 Dilute 3 pumps per 5 litre for general soil.
Dilute 4 pumps per 5 litre for heavy soil.



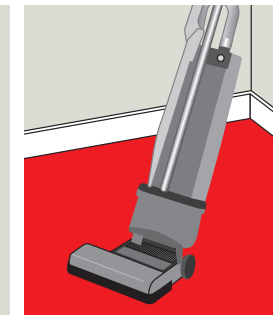
6 Add solution to machine.




7 Spray onto carpet with wand, then use overlapping long strokes followed by 2 or 3 dry passes to extract liquid.



8 Ensure as much water as possible is extracted and leave to dry.



9 Vacuum when dry to raise pile.



10 Remove Safety Signs and close windows.

Health & Safety

Please refer to relevant COSHH Safety Data Sheet



Scan for further product details



Always test a small inconspicuous area for colour fastness.



Recycle when empty