

Perfumed Floor Maintainer

MANCHESTER
1824



Product Usage Guide

Professional



BD030-5



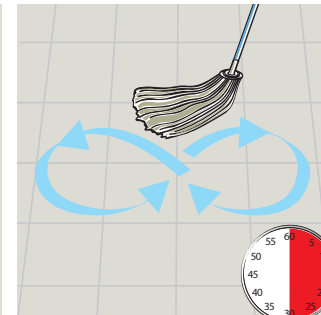
Mopping



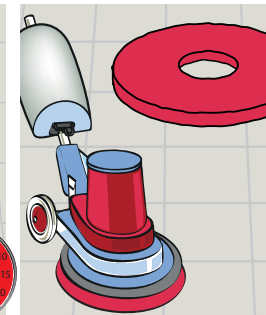
1 Use appropriate PPE as indicated in the Safety Data Sheet and place Safety Signs.




2 Dilute 3 pumps per 5 litre of water of cold water in a bucket.



3 Mop floor in figures of 8 strokes with each stroke overlapping and leave to dry for 30 minutes.



4 Buff to shine using an appropriate machine and red buffer pad.

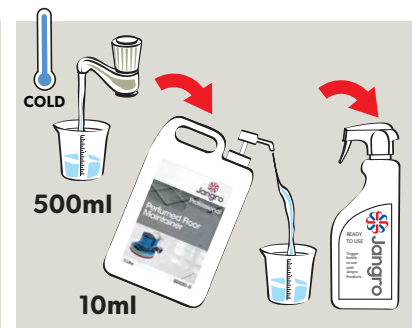


5 Remove Safety Signs.

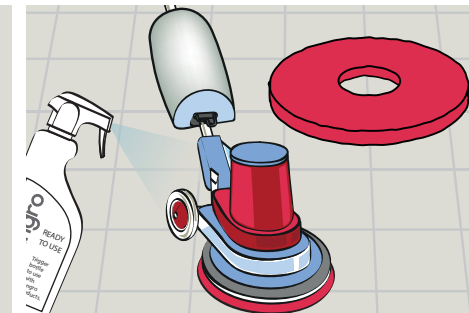
Spray Cleaning



1 Use appropriate PPE as indicated in the Safety Data Sheet and place Safety Signs.



2 Dilute 10ml solution per 500ml of cold water in a spray bottle.



3 Spray floor lightly and buff to a shine using an appropriate machine and red buffer pad.



4 Remove Safety Signs.

Health & Safety

Please refer to relevant COSHH Safety Data Sheet



Scan for further product details

