

Product Usage Guide

PREMIUM

BC065-75



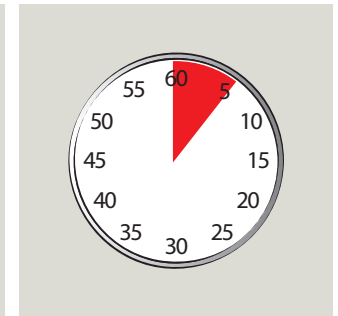
1 Use appropriate PPE as indicated in the Safety Data Sheet.



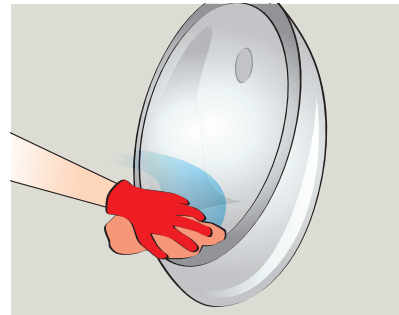
2 Place Safety Signs.



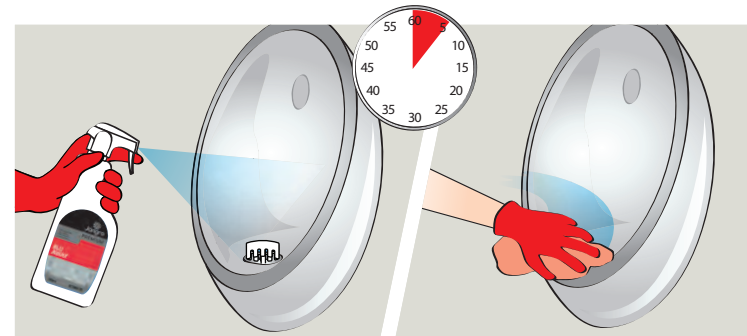
3 Spray contaminated surfaces, working well into the soiling with a clean, damp cloth.




4 Leave for 5 minutes.



5 Wipe away excess and allow to air dry.



6 Repeat regularly until aged problems have been eradicated.



7 Remove Safety Signs.

Health & Safety

Please refer to relevant COSHH Safety Data Sheet



Scan for further product details