

Spray & Wipe with Bleach

MANCHESTER
1824



Product Usage Guide

Professional



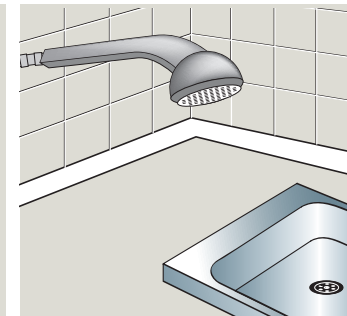
BA012-75




1 Use appropriate PPE as indicated in MSDS.



2 Place safety signs.




3 For use in showers, sinks, grouting etc.



4 Spray solution onto surface.

RED Toilets **GREEN** Kitchen
BLUE Washrooms **YELLOW** Communal



5 Allow 5 minutes contact time.



6 Wipe off with a clean damp cloth.



7 Remove Safety Signs.

Health & Safety

Please refer to relevant COSHH Safety Data Sheet



Scan for further product details



Avoid contact with bleach sensitive surfaces.

