

Spot & Stain Remover

Product Usage Guide

Professional

BE021-75

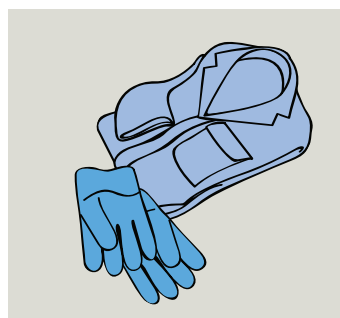


Health & Safety

Please refer to relevant
COSHH Safety Data Sheet



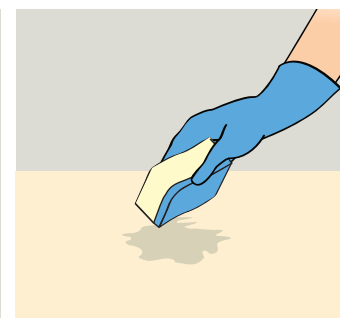
Scan for further product details



1 Use appropriate PPE as indicated in the Safety Data Sheet.




2 Place Safety Signs.



3 Agitate dry spots, careful not to damage delicate fabrics.



4 Spray directly onto affected area. Allow liquid to penetrate.



5 Wait for 5 minutes.



6 Absorb the stain out by blotting with white tissue paper or extract with a machine.



7 Once surface is dry remove Safety Signs.



Always test a small inconspicuous area for colour fastness.



Recycle when empty