

Perfumed Floor Maintainer

When dosing concentrate chemicals always use the recommended PPE, and always read the labels to check best practice for handling both the undiluted & ready to use solutions.

Product Usage Guide



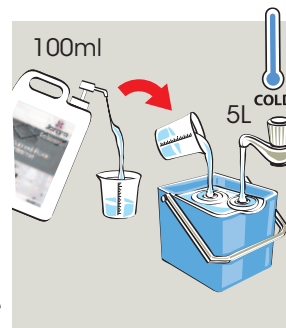
BD030-5



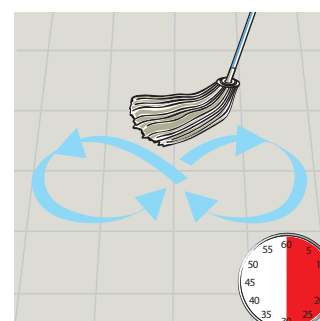
Mopping



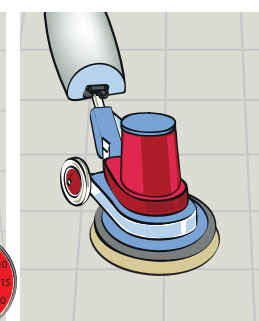
1 Use appropriate PPE as indicated in the Safety Data Sheet and place Safety Signs.



2 Dilute 100ml solution per 5 litres of cold water in a bucket.



3 Mop floor in figures of 8 strokes with each stroke overlapping and leave to dry for 30 minutes.



4 Buff to shine using an appropriate machine and coloured pad.

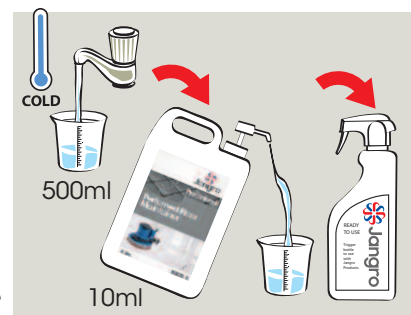


5 Remove Safety Signs.

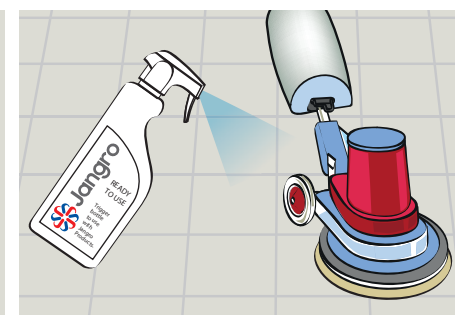
Spray Cleaning



1 Use appropriate PPE as indicated in the Safety Data Sheet and place Safety Signs.



2 Dilute 10ml solution per 500ml of cold water in a spray bottle.



3 Spray floor lightly and buff to a shine using an appropriate machine and coloured pad.



4 Remove Safety Signs.

Health & Safety

Please refer to relevant
COSHH Safety Data Sheet



Scan for further product details



Recycle when empty