

# Acidic Toilet Cleaner

When dosing concentrate chemicals always use the recommended PPE, and always read the labels to check best practice for handling both the undiluted & ready to use solutions.

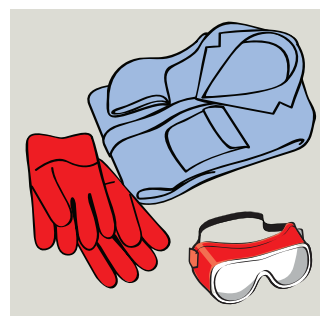
## Product Usage Guide

Professional



### BC060-5

Toilets &  
Urinals



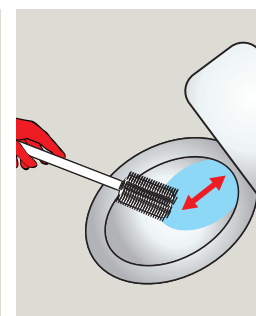
**1** Use appropriate PPE as indicated in the Safety Data Sheet.



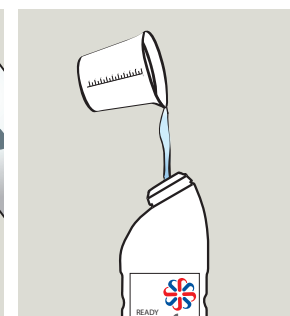
**2** Place Safety Signs.



**3** Flush toilet.



**4** Push back water.



**5** Carefully fill an empty 1 litre bottle with Acidic Toilet Cleaner (undiluted).



**6** Apply to the urinal and toilet bowl. Leave for 5 minutes if necessary and if safe to do so.



**7** Agitate with brush if necessary.



**8** Flush with clean water.



**9** Remove Safety Signs.

### Health & Safety

Please refer to relevant Safety Data Sheet



Scan for further product details