

Acidic Toilet Cleaner

Product Usage Guide

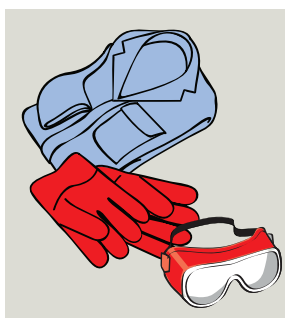
Professional



BC060-1



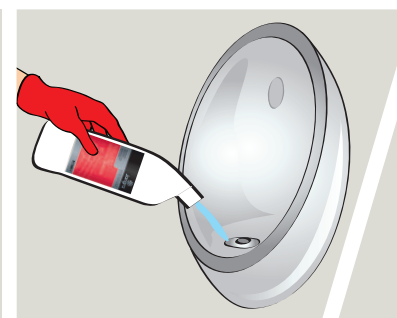
Toilets and Urinals



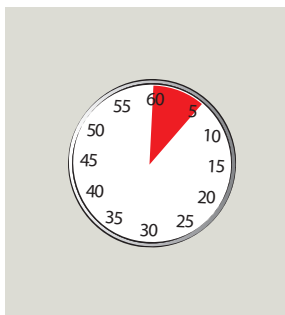
1 Use appropriate PPE as indicated in the Safety Data Sheet.



2 Place Safety Signs.



3 Push back water and apply undiluted solution to the urinal, toilet bowl and under the rim.



4 Leave for 5 minutes.



5 Agitate with brush if necessary.



6 Flush with clean water.



7 Remove Safety Signs.

Health & Safety

Please refer to relevant
COSHH Safety Data Sheet



Scan for further product details