

Foaming Washroom Cleaner

Product Usage Guide

PREMIUM



WARNING

BC009-5



Health & Safety

Please refer to relevant
COSHH Safety Data Sheet



Scan for further product details

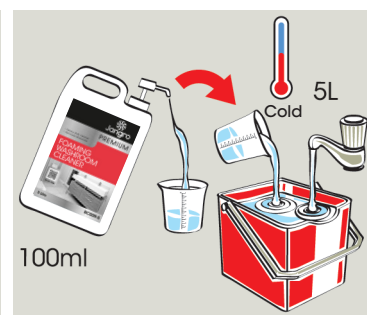
General Cleaning



- 1 Use appropriate PPE as indicated in the Safety Data Sheet.




- 2 Place Safety Signs.



- 3 Dilute 100ml per 5 litres of cold water (1:50).



- 4 Mop or wipe surface.




- 5 Once surface is dry remove Safety Signs.

Removing Limescale, body fat & Stubborn soil



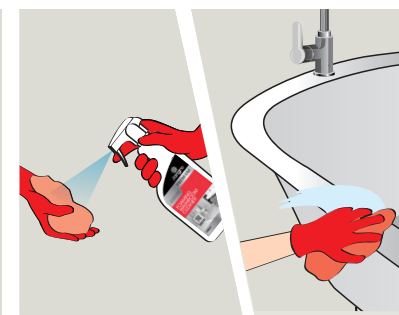
- 1 Use appropriate PPE as indicated in the Safety Data Sheet.



- 2 Place Safety Signs.



- 3 Pour undiluted solution into bottle fitted with foaming spray.



- 4 Spray cloth and wipe clean surface.



- 5 Once surface is dry remove Safety Signs.



Not for use on cast iron enamelled baths, marble or limestone.



Recycle when empty