

# Contract Kitchen Sanitiser


## Product Usage Guide

contract


### BB804-75



#### General Cleaning



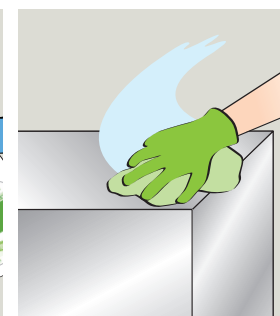
1 Use appropriate PPE as indicated in the Safety Data Sheet.




2 Place Safety Signs.



3 Spray solution onto cloth.



4 Wipe surface to be cleaned and buff with a dry lint free cloth.



4 Allow to air dry.



5 Remove Safety Signs.


#### Disinfecting Surfaces



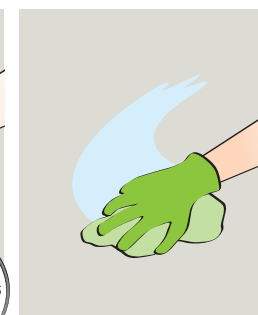
1 Use appropriate PPE as indicated in the Safety Data Sheet and place Safety Signs.




2 Spray solution onto cloth.



3 Apply to surface to be disinfected. Allow 30 seconds to react.



4 Wipe with a clean damp cloth.



5 Allow to air dry.



6 Remove Safety Signs.

#### Health & Safety

Please refer to relevant Safety Data Sheet



Scan for further product details



Conforms to EN1276 with a contact time of 30 seconds.



Recycle when empty