



PIL ITALICA LIFESTYLE LIMITED

(Formerly known as Peacock Industries Limited)

(An ISO 9001:2008 Certified Company)

CIN : L25207RJ1992PLC006576

UPR/35/2016/ 10 - 11

15.04.2016

COURIER

The Manager,-Listing Department

National Stock Exchange of India Limited,
'Exchange Plaza', C-1, Block -G
Bandra Kurla Complex, Bandra -East
Mumbai-400051

Listing Department

BSE Limited
Phiroze Jeejeebhoy Towers
25th Floor, Dalal Street
Mumbai- 400001

Name of Company : PIL ITALICA LIFESTYLE LIMITED
Qtr ending on : March, 2016
Sub : Shareholding Pattern
Re : Scrip Code No. : PILITA/500327


Dear Sir,

Pursuant to Clause 35 of the Listing Agreement with your Stock Exchange and Regulation 31 of SEBI (Listing Obligations and Disclosure Requirements) Regulation, 2015, we are enclosing herewith a copy of the Shareholding Pattern on quarterly basis for the quarter ended on 31-03-2016 for your information and record purpose.

Kindly acknowledge the receipt of the same.

Thanking you,

Yours faithfully,
For PIL ITALICA LIFESTYLE LIMITED


Aditi Parmar
(Company Secretary)
Encl : as above



Add : Kodyat Road, Udaipur - 313 031 (Rajasthan)

Mob.: +91 96 499 71111 | Ph. : +91 294 2432271/72 | Customer Care : +91 93 144 11101

Fax : +91 294 2430411 Email: info@italicafurniture.com | Website: www.italicafurniture.com



PIL ITALICA LIFESTYLE LIMITED

(Formerly known as Peacock Industries Limited)

(An ISO 9001:2008 Certified Company)

CIN : L25207RJ1992PLC006576

Annexure - 1

Format of holding of specified securities

- 1.Name of Listed Entity: **PIL ITALICA LIFESTYLE LIMITED**
- 2.Scrip Code/Name of Scrip/Class of Security : **500327/PILITA/EQUITY**
- 3.Share Holding Pattern Filed under: Reg. 31(1)(b) - Report for Quarter ending **MARCH 2016**
4. Declaration: The Listed entity is required to submit the following declaration to the extent of submission of information:-

Declaration format need to displayed on NEAPS				
		Promoter & Promoter Group	Public	Non Promoter Non Public
Sr.No.	Particulars	Yes/No	Yes/No	Yes/No
1	Whether the Listed Entity has issued any partly paid up shares?	NO	NO	NO
2	Whether the Listed Entity has issued any Convertible Securities or Warrants?	NO	NO	NO
3	Whether the Listed Entity has any shares against which depository receipts are issued?	NO	NO	NO
4	Whether the Listed Entity has any shares in locked-in?	YES	YES	NO
5	Whether any shares held by promoters are pledge or otherwise encumbered?	NO	NA	NA
6	Whether the Listed Entity has issued any Differential Voting Rights?	NO	NO	NO

STATEMENT BELONGING TO BELOW MENTIONED DETAILS ARE NOT APPLICABLE

TABLE II A - UNCLAIMED DETAILS - NOT APPLICABLE

TABLE III - PERSON IN CONCERT & UNCLAIMED DETAILS - NOT APPLICABLE



Add : Kodyat Road, Udaipur - 313 031 (Rajasthan)

Mob.: +91 96 499 71111 | Ph. : +91 294 2432271/72 | Customer Care : +91 93 144 11101

Fax : +91 294 2430411 Email: info@italicafurniture.com | Website: www.italicafurniture.com

Table I - Summary Statement holding of specified securities

Category	Category of shareholder	Nos. of share holders	No. of fully paid up equity shares held	No. of Partly paid-up equity shares held	No. of shares underlying Depository Receipts	Total nos. shares held	Sharehold ing as a % of total no. of shares (calculate d as per SCRR, 1957) As a % of (A+B+C2)	Number of Voting Rights held in each class of securities				No. of Shares Underlying Outstanding convertible securities (including Warrants)	Shareholding , as a % assuming full conversion of convertible securities (as a percentage of diluted share capital) As a % of (A+B+C2)	Number of Locked in shares		Number of Shares pledged or otherwise encumbered		Number of equity shares held in demateria lized form
(I)	(II)	(III)	(IV)	(V)	(VI)	(VII) = (IV)+(V)+(VI)	(VIII)	(IX)				(X)	(XI) = (VIII)+(X)	(XII)		(XIII)		(XIV)
								No of Voting Rights			Total as a % of Total Voting Rights As a % of (A+B+C)			No.	As a % of total Shares held	No.	As a % of total Shares held	
								Class eg: X	Class eg: Y	Total				(a)	(b)	(a)	(b)	
(A)	Promoter & Promoter Group	2	35743350	0	0	35743350	68.08257	35743350	0	35743350	68.083	0	68.08	19000000	53.16	0	0	35743350
(B)	Public	8036	16756650	0	0	16756650	31.91743	16756650	0	16756650	31.917	0	31.92	2500000	14.92	0	0	16424550
(C)	Non Promoter- Non Public	0	0	0	0	0	0	0	0	0	0	0	0	0	0	0	0	0
(C1)	Shares underlying DRs	0	0	0	0	0	0	0	0	0	0	0	0	0	0	0	0	0
(C2)	Shares held by Employee Trusts	0	0	0	0	0	0	0	0	0	0	0	0	0	0	0	0	0
	Total	8038	52500000	0	0	52500000	100	52500000	0	52500000	100	0	100	21500000	41	0	0	52167900

Note: The following changes made by NSE/BSE for calculation in Shareholding pattern :

1. Shareholding as a % of total no. of shares (calculated as per SCRR, 1957) (Column VIII) is calculated as % of A+B+C2).
2. Number of Voting Rights (Total as a % of Total Voting rights) (Column IX) is calculated as % of Total Share Capital (A+B+C)
3. Number of Locked in shares (As a % of total Shares held) (Column XII) is calculated as % of Total shares held (Kindly note that this formula is applicable w.e.f. Apr 1, 2016; previously it was calculated as % of Total Share Capital (A+B+C))
4. Number of Shares pledged or otherwise encumbered (As a % of total Shares held) (Column XIII) is calculated as % of Total nos. shares held by the respective shareholder.




Table II - Statement showing shareholding pattern of the Promoter and Promoter Group

Table II - Statement showing shareholding pattern of the Promoter and Promoter Group																			
Category and name of shareholder	PAN	Nos. of shareholders	No. of fully paid up equity shares held	No. of Partly paid-up equity shares held	No. of shares underlying Depository Receipts	Total nos. shares held	Shareholding % calculated as per SCRR, 1957 As a % of (A+B+C2)	Number of Voting Rights held in each class of securities				No. of Shares Underlying Outstanding and convertible securities (including Warrants)	Shareholding , as a % assuming full conversion of convertible securities (as a percentage of diluted share capital) As a % of (A+B+C2)	Number of Locked in shares		Number of Shares pledged or otherwise encumbered		Number of equity shares held in dematerialized form	
(I)	(II)	(III)	(IV)	(V)	(VI)	(VII) = (IV)+(V)+(VI)	(VIII)	(IX)				(X)	(XI)	(XII)		(XIII)		(XIV)	
								No of Voting Rights			Total as a % of Total Voting Rights			No.	As a % of total Shares held	No.	As a % of total Shares held		
								Class eg: X	Class eg:y	Total				(a)	(b)	(a)	(b)		
1	Indian																		
a	Individuals/Hindu undivided Family		1	79050	0	0	79050	0.15	79050	0	79050	0.15	0	0.15	0	0	0	0	79050
	DAUD ALI	AAVPD5848A		79050	0	0	79050	0.15	79050	0	79050	0.15	0	0.15	0	0	0	0	79050
b	Central Government/ State Government(s)		0	0	0	0	0	0	0	0	0	0	0	0	0	0	0	0	0
c	Financial Institutions/ Banks		0	0	0	0	0	0	0	0	0	0	0	0	0	0	0	0	0
d	Any Other (specify)		1	35664300	0	0	35664300	67.93	35664300	0	35664300	67.93	0	67.93	19000000	36.19	0	0	35664300
	DAWOOD INVESTMENT PRIVATE LIMITED	AAACD5327L		35664300	0	0	35664300	67.93	35664300	0	35664300	67.93	0	67.93	19000000	36.19	0	0	35664300



	Sub-Total (A)(1)		2	35743350	0	0	35743350	68.08	35743350	0	35743350	68.08	0	68.08	19000000	36.19	0	0	35743350
2	Foreign																		
a	Individuals (Non-Resident Individuals/ Foreign Individuals)		0	0	0	0	0	0	0	0	0	0	0	0	0	0	0	0	0
b	Government		0	0	0	0	0	0	0	0	0	0	0	0	0	0	0	0	0
c	Institutions		0	0	0	0	0	0	0	0	0	0	0	0	0	0	0	0	0
d	Foreign Portfolio Investor		0	0	0	0	0	0	0	0	0	0	0	0	0	0	0	0	0
e	Any Other (specify)		0	0	0	0	0	0	0	0	0	0	0	0	0	0	0	0	0
	Sub-Total (A)(2)		0	0	0	0	0	0	0	0	0	0	0	0	0	0	0	0	0
	Total Shareholding of Promoter and Promoter Group (A)= (A)(1)+(A)(2)		2	35743350	0	0	35743350	68.08	35743350	0	35743350	68.08	0	68.08	19000000	53.16	0	0	35743350





Table III - Statement showing shareholding pattern of the Public shareholder

	Category and name of shareholder	PAN	Nos. of shareholders	No. of fully paid up equity shares held	No. of Partly paid-up equity shares held	No. of shares underlying Deposit or Receipts	Total nos. shares held	Shareholding % calculated as per SCRR, 1957 As a % of (A+B+C2)	Number of Voting Rights held in each class of securities				No. of Shares Underlying Outstanding convertible securities (including Warrants)	Shareholding, as a % assuming full conversion of convertible securities (as a percent age of diluted share capital) As a % of (A+B+C2)	Number of Locked in shares		Number of Shares pledged or otherwise encumbered		Number of equity shares held in dematerialized form
	(I)	(II)	(III)	(IV)	(V)	(VI)	(VII) = (IV)+(V)+ (VI)	(VIII)	(IX)				(X)	(XI)=(VII)+(X)	(XII)		(XIII)		(XIV)
									No of Voting Rights			Total as a % of Total Voting Rights			No.	As a % of total Shares held	No.	As a % of total Shares held	
									Class eg: X	Class eg:y	Total				(a)	(b)	(a)	(b)	
1	Institutions																		
a	Mutual Funds/		6	13500	0	0	13500	0.03	13500	0	13500	0.03	0	0.03	0	0		NA	0
b	Venture Capital Funds		0	0	0	0	0	0	0	0	0	0	0	0	0	0		NA	0
c	Alternate Investment Funds		0	0	0	0	0	0	0	0	0	0	0	0	0	0		NA	0
d	Foreign Venture Capital Investors		0	0	0	0	0	0	0	0	0	0	0	0	0	0		NA	0
e	Foreign Portfolio Investors		0	0	0	0	0	0	0	0	0	0	0	0	0	0		NA	0



f	Financial Institutions/ Banks		4	694312	0	0	694312	1.32	694312	0	694312	1.32	0	1.32	0	0	NA	690812
g	Insurance Companies		0	0	0	0	0	0	0	0	0	0	0	0	0	0	NA	0
h	Provident Funds/ Pension Funds		0	0	0	0	0	0	0	0	0	0	0	0	0	0	NA	0
i	Any Other (specify)		0	0	0	0	0	0	0	0	0	0	0	0	0	0	NA	0
	Sub-Total (B)(1)		10	707812	0	0	707812	1.35	707812	0	707812	1.35	0	1.35	0	0	NA	690812
2	Central Government/ State Government(s)/ President of India		0	0	0	0	0	0	0	0	0	0	0	0	0	0	NA	0
	Sub-Total (B)(2)		0	0	0	0	0	0	0	0	0	0	0	0	0	0	NA	0
3	Non-institutions																	
a	Individuals -		7484	10593987	0	0	10593987	20.17	10593987	0	10593987	20.17	0	20.17	2500000	23.6	NA	10343287
	i. Individual shareholders holding nominal share capital up to Rs. 2 lakhs.		7472	6974127	0	0	6974127	13.28	6974127	0	6974127	13.28	0	13.28	0	0	NA	6723427
	ii. Individual shareholders holding nominal share capital in excess of Rs. 2 lakhs.		12	3619860	0	0	3619860	6.89	3619860	0	3619860	6.89	0	6.89	2500000	69.06	NA	3619860
	ALI ASGAR KAGZI	AVLPK4645D	0	1250000	0	0	1250000	2.38	1250000	0	1250000	2.38	0	2.38	1250000	100	NA	1250000
	HUSSAIN KAGZI	BMZPK3837P	0	1250000	0	0	1250000	2.38	1250000	0	1250000	2.38	0	2.38	1250000	100	NA	1250000



b	NBFCs registered with RBI		0	0	0	0	0	0	0	0	0	0	0	0	0	0	NA	0
c	Employee Trusts		0	0	0	0	0	0	0	0	0	0	0	0	0	0	NA	0
d	Overseas Depositories (holding DRs) (balancing figure)		0	0	0	0	0	0	0	0	0	0	0	0	0	0	NA	0
e	Any Other (specify) *		542	5454851	0	0	5454851	10.39	5454851	0	5454851	10.39	0	10.39	0	0	NA	5390451
	BODIES CORPORATE		249	5339036	0	0	5339036	10.17	5339036	0	5339036	10.17	0	10.17	0	0		5333436
	PARK CONTINENTAL LTD	AABCP9174A	0	4017216	0	0	4017216	7.65	4017216	0	4017216	7.65	0	7.65	0	0	NA	4017216
	NRI		289	94115	0	0	94115	0.18	94115	0	94115	0.18	0	0.18	0	0		55515
	OCB		4	21700	0	0	21700	0.04	21700	0	21700	0.04	0	0.04	0	0		1500
	Sub-Total (B)(3)		8026	16048838	0	0	16048838	30.56	16048838	0	16048838	30.56	0	30.56	2500000	15.58	NA	15733738
	Total Public Shareholding (B)= (B)(1)+(B)(2)+(B)(3)		8036	16756650	0	0	16756650	31.91	16756650	0	16756650	31.91	0	31.91	2500000	14.92	NA	16424550



Table IV - Statement showing shareholding pattern of the Non Promoter- Non Public shareholder

Category and name of shareholder	PAN	Nos. of shareholders	No. of fully paid up equity shares held	No. of Partly paid-up equity shares held	No. of shares underlying Depository Receipts	Total nos. shares held	Shareholding % calculated as per SCRR, 1957 As a % of (A+B+C2)	Number of Voting Rights held in each class of securities			No. of Shares Underlying Outstanding convertible securities (including Warrants)	Shareholding % as a % assuming full conversion of convertible securities (as a percentage of diluted share capital) As a % of (A+B+C3)	Number of Locked in shares	Number of Shares pledged or otherwise encumbered		Number of equity shares held in dematerialized form	
(I)	(II)	(III)	(IV)	(V)	(VI)	(VII) = (IV)+(V) + (VI)	(VIII)	(IX)			(X)	(XI)	(XII)	(XIII)		(XIV)	
								No of Voting Rights			Total as a % of Total Voting Rights		No.	As a % of total Shares held	No.	As a % of total Shares held	
								Class eg: X	Class eg: Y	Total			(a)	(b)	(a)	(b)	
1	Custodian/DR Holder		0	0	0	0	0	0	0	0	0	0	0	0	0	0	0
2	Employee Benefit Trust (under SEBI (Share based Employee Benefit) Regulations, 2014)		0	0	0	0	0	0	0	0	0	0	0		0	0	0
	Total Non-Promoter-Non Public Shareholding (C)= (C)(1)+(C)(2)		0	0	0	0	0	0	0	0	0	0	0	0	0	0	0

