



PIL ITALICA LIFESTYLE LIMITED

(Formerly known as Peacock Industries Limited)

(An ISO 9001:2008 Certified Company)

CIN : L25207RJ1992PLC006576

UPR/SD/2017/15-16

19.01.2017
COURIER

The Manager-Listing Department National Stock Exchange of India Limited, 'Exchange Plaza', C-1, Block -G Bandra Kurla Complex, Bandra -East Mumbai-400051	Listing Department BSE Limited Phiroze Jeejeebhoy Towers 25 th Floor, Dalal Street Mumbai- 400001
--	---

Name of Company : PIL ITALICA LIFESTYLE LIMITED

Qtr ending on : December, 2016

Sub : Shareholding Pattern

Re : Scrip Code No. : PILITA/ 500327

Dear Sir,

Pursuant to Clause 35 of the Listing Agreement with your Stock Exchange and Regulation 31 of SEBI (Listing Obligations and Disclosure Requirements) Regulation, 2015, we are enclosing herewith a copy of the Shareholding Pattern on quarterly basis for the quarter ended on 31-12-2016 for your information and record purpose.


Kindly acknowledge the receipt of the same.

Thanking you,

Yours faithfully,

For PIL ITALICA LIFESTYLE LIMITED

Aditi
Aditi Parmar
(Company Secretary)
M.No.A37301





PIL ITALICA LIFESTYLE LIMITED

(Formerly known as Peacock Industries Limited)

(An ISO 9001:2008 Certified Company)

CIN : L25207RJ1992PLC006576

Annexure - 1

Format of holding of specified securities

1.Name of Listed Entity: **PIL ITALICA LIFESTYLE LIMITED**

2.Scrip Code/Name of Scrip/Class of Security : **500327/PILITA/EQUITY**

3.Share Holding Pattern Filed under: Reg. 31(1)(b) - Report for Quarter ending **DECEMBER, 2016**

4. Declaration: The Listed entity is required to submit the following declaration to the extent of submission of information:-

Declaration format need to displayed on NEAPS				
		Promoter & Promoter Group	Public	Non Promoter Non Public
Sr.No.	Particulars	Yes/No	Yes/No	Yes/No
1	Whether the Listed Entity has issued any partly paid up shares?	NO	NO	NO
2	Whether the Listed Entity has issued any Convertible Securities or Warrants?	YES	YES	NO
3	Whether the Listed Entity has any shares against which depository receipts are issued?	NO	NO	NO
4	Whether the Listed Entity has any shares in locked-in?	YES	YES	NO
5	Whether any shares held by promoters are pledge or otherwise encumbered?	NO	NA	NA
6	Whether the Listed Entity has issued any Differential Voting Rights?	NO	NO	NO

STATEMENT BELONGING TO BELOW MENTIONED DETAILS ARE NOT APPLICABLE

TABLE II A - UNCLAIMED DETAILS - NOT APPLICABLE

TABLE III - PERSON IN CONCERT & UNCLAIMED DETAILS - NOT APPLICABLE



Add : Kodyat Road, Udaipur - 313 031 (Rajasthan)

Mob.: +91 96 499 71111 | Ph. : +91 294 2432271/72 | Customer Care : +91 93 144 11101

Fax : +91 294 2430411 Email: info@italicafurniture.com | Website: www.italicafurniture.com

Table I - Summary Statement holding of specified securities

Category	Category of shareholder	Nos. of share holders	No. of fully paid up equity shares held	No. of Partly paid-up equity shares held	No. of shares underlying Depository Receipts	Total nos. shares held	Shareholdin g as a % of total no. of shares (calculated as per SCRR, 1957) As a % of (A+B+C2)	Number of Voting Rights held in each class of securities			No. of Shares Underlying Outstanding convertible securities (including Warrants)	Shareholdin g , as a % assuming full conversion of convertible securities (as a percentage of diluted share	Number of Locked in shares		Number of Shares pledged or otherwise encumbered		Number of equity shares held in dematerialized form	
(I)	(II)	(III)	(IV)	(V)	(VI)	(VII) = (IV)+(V)+(VI)	(VIII)	(IX)			(X)	(XI) = (VII)+(X)	(XII)		(XIII)		(XIV)	
								No of Voting Rights			Total as a % of Total Voting Rights As a % of (A+B+C2)			No.	As a % of total Shares held	No.	As a % of total Shar	
								Class eg: X	Class eg: Y	Total				(a)	(b)	(a)	(b)	
(A)	Promoter & Promoter Group	2	142973400	0	0	142973400	68.08	142973400	0	142973400	68.08	12400000	66.12	142657200	99.78	0	0	142973400
(B)	Public	8254	67026600	0	0	67026600	31.92	67026600	0	67026600	31.92	12600000	33.88	0	0	0	0	65666200
(C)	Non Promoter-Non Public	0	0	0	0	0	0	0	0	0	0	0	0	0	0	0	0	0
(C1)	Shares underlying DRs	0	0	0	0	0	0	0	0	0	0	0	0	0	0	0	0	0
(C2)	Shares held by Employee Trusts	0	0	0	0	0	0	0	0	0	0	0	0	0	0	0	0	0
	Total	8256	210000000	0	0	210000000	100	210000000	0	210000000	100	25000000	100	142657200	67.93	0	0	208639600

Note: The following changes made by NSE/BSE for calculation in Shareholding pattern :

1. Shareholding as a % of total no. of shares (calculated as per SCRR, 1957) (Column VIII) is calculated as % of A+B+C2).
2. Number of Voting Rights (Total as a % of Total Voting rights) (Column IX) is calculated as % of Total Share Capital (A+B+C)
3. Number of Locked in shares (As a % of total Shares held) (Column XII) is calculated as % of Total shares held (Kindly note that this formula is applicable w.e.f. Apr 1, 2016; previously it was calculated as % of Total Share Capital (A+B+C))
4. Number of Shares pledged or otherwise encumbered (As a % of total Shares held) (Column XIII) is calculated as % of Total nos. shares held by the respective shareholder.





Table II - Statement showing shareholding pattern of the Promoter and Promoter Group

Category and name of shareholder	PAN	Nos. of shareholders	No. of fully paid up equity shares held	No. of Partly paid-up equity shares held	No. of shares underlying Depository Receipts	Total nos. shares held	Shareholding % calculated as per SCRR, 1957 As a % of (A+B+C2)	Number of Voting Rights held in each class of securities			No. of Shares Underlying Outstanding convertible securities (including Warrants)	Shareholding, as a % assuming full conversion of convertible securities (as a percentage of diluted share capital) As a % of (A+B+C2) (XI)= (XII)/(X)	Number of Locked in shares		Number of Shares pledged or otherwise encumbered		Number of equity shares held in dematerialized form	
(I)	(II)	(III)	(IV)	(V)	(VI)	(VII) = (IV)+(V)+ (VI)	(VIII)	(IX)			(X)	(XI)	(XII)		(XIII)		(XIV)	
								No of Voting Rights			Total as a % of Total Voting Rights		No.	As a % of total Shares held	No.	As a % of total Shares held		
								Class eg: X	Class eg: y	Total			(a)	(b)	(a)	(b)		
1 Indian																		
a Individuals/Hindu undivided Family		1	316200	0	0	316200	0.15	316200	0	316200	0.15	0	0.13	0	0	0	0	316200
DAUD ALI	AAVPD5848A		316200	0	0	316200	0.15	316200	0	316200	0.15	0	0.13	0	0	0	0	316200
b Central Government/ State Government(s)		0	0	0	0	0	0	0	0	0	0	0	0	0	0	0	0	0
c Financial Institutions/ Banks		0	0	0	0	0	0	0	0	0	0	0	0	0	0	0	0	0
d Any Other (specify)		1	142657200	0	0	142657200	67.93	142657200	0	142657200	67.93	12400000	65.98	142657200	100	0	0	142657200
DAWOOD INVESTMENT PRIVATE LIMITED	AAACD5327L		142657200	0	0	142657200	67.93	142657200	0	142657200	67.93	12400000	65.98	142657200	100	0	0	142657200
Sub-Total (A)(1)		2	142973400	0	0	142973400	68.08	142973400	0	142973400	68.08	12400000	66.11	142657200	99.78	0	0	142973400



2	Foreign																		
a	Individuals (Non-Resident Individuals/ Foreign Individuals)		0	0	0	0	0	0	0	0	0	0	0	0	0	0	0	0	0
b	Government		0	0	0	0	0	0	0	0	0	0	0	0	0	0	0	0	0
c	Institutions		0	0	0	0	0	0	0	0	0	0	0	0	0	0	0	0	0
d	Foreign Portfolio Investor		0	0	0	0	0	0	0	0	0	0	0	0	0	0	0	0	0
e	Any Other (specify)		0	0	0	0	0	0	0	0	0	0	0	0	0	0	0	0	0
	Sub-Total (A)(2)		0	0	0	0	0	0	0	0	0	0	0	0	0	0	0	0	0
	Total Shareholding of Promoter and Promoter Group (A)= (A)(1)+(A)(2)		2	142973400	0	0	142973400	68.08	142973400	0	142973400	68.08	12400000	66.11	142657200	99.78	0	0	142973400




Table III - Statement showing shareholding pattern of the Public shareholder

	Category and name of shareholder	PAN	Nos. of shareholders	No. of fully paid up equity shares held	No. of Partly paid-up equity shares held	No. of shares underlying Depository Receipts	Total nos. shares held	Shareholding % calculated as per SCRR, 1957 As a % of (A+B+C2)	Number of Voting Rights held in each class of securities				No. of Shares Underlying Outstanding convertible securities (including Warrants)	Shareholding , as a % assuming full conversion of convertible securities (as a percent age of diluted share capital) As a % of (A+B+C2)	Number of Locked in shares		Number of Shares pledged or otherwise encumbered		Number of equity shares held in dematerialized form
	(I)	(II)	(III)	(IV)	(V)	(VI)	(VII) = (IV)+(V)+(VI)	(VIII)	(IX)				(X)	(XI)=(VII)+(X)	(XII)		(XIII)		(XIV)
									No of Voting Rights			Total as a % of Total Voting Rights			No.	As a % of total Shares held	No.	As a % of total Shares held	
									Class eg: X	Class eg:y	Total				(a)	(b)	(a)	(b)	
1	Institutions																		
a	Mutual Funds/		6	54000	0	0	54000	0.03	54000	0	54000	0.03	0	0.02	0	0		NA	0
b	Venture Capital Funds		0	0	0	0	0	0	0	0	0	0	0	0	0	0		NA	0
c	Alternate Investment Funds		0	0	0	0	0	0	0	0	0	0	0	0	0	0		NA	0
d	Foreign Venture Capital Investors		0	0	0	0	0	0	0	0	0	0	0	0	0	0		NA	0



e	Foreign Portfolio Investors		0	0	0	0	0	0	0	0	0	0	0	0	0	0	0	NA	0
f	Financial Institutions/ Banks		3	1406448	0	0	1406448	0.67	1406448	0	1406448	0.67	0	0.6	0	0	0	NA	1392448
g	Insurance Companies		0	0	0	0	0	0	0	0	0	0	0	0	0	0	0	NA	0
h	Provident Funds/ Pension Funds		0	0	0	0	0	0	0	0	0	0	0	0	0	0	0	NA	0
i	Any Other (specify)		0	0	0	0	0	0	0	0	0	0	0	0	0	0	0	NA	0
	Sub-Total (B)(1)		9	1460448	0	0	1460448	0.7	1460448	0	1460448	0.7	0	0.62	0	0	0	NA	1392448
2	Central Government/ State Government(s) / President of India		0	0	0	0	0	0	0	0	0	0	0	0	0	0	0	NA	0
	Sub-Total (B)(2)		0	0	0	0	0	0	0	0	0	0	0	0	0	0	0	NA	0
3	Non-institutions																		
a	Individuals -		7756	44823510	0	0	44823510	21.34	44823510	0	44823510	21.34	12600000	24.44	0	0	0	NA	43791910
	i. Individual shareholders holding nominal share capital up to Rs. 2 lakhs.		7733	26947697	0	0	26947697	12.83	26947697	0	26947697	12.83	0	11.47	0	0	0	NA	25916097
	ii. Individual shareholders holding nominal share capital in excess of Rs. 2 lakhs.		23	17875813	0	0	17875813	8.51	17875813	0	17875813	8.51	12600000	12.97	0	0	0	NA	17875813



	SATENDRAPAL SINGH CHHABRA	AARPC0629C	0	3045770	0	0	3045770	1.45	3045770	0	3045770	1.45	0	1.3				3045770
	MADAN MOHAN MANGAL	ADCPM0921D	0	2221584	0	0	2221584	1.06	2221584	0	2221584	1.06	0	0.95				2221584
b	NBFCs registered with RBI		0	0	0	0	0	0	0	0			0	0	0	0	NA	0
c	Employee Trusts		0	0	0	0	0	0	0	0			0	0	0	0	NA	0
d	Overseas Depositories (holding DRs) (balancing figure)		0	0	0	0	0	0	0	0			0	0	0	0	NA	0
e	Any Other (specify) *		489	20742642	0	0	20742642	9.88	20742642	0	20742642	9.88	0	8.83	0	0	NA	20481842
	BODIES CORPORATE		199	20312527	0	0	20312527	9.67	20312527	0	20312527	9.67	0	8.64	0	0		20286927
	PARK CONTINENTAL LTD	AABCP9174A	0	11149518	0	0	11149518	5.31	11149518	0	11149518	5.31	0	4.74	0	0	NA	11149518
	BONANZA PORTFOLIO LTD	AAACB0764B	0	5783688	0	0	5783688	2.75	5783688	0	5783688	2.75	0	2.46	0	0	NA	5783688
	NRI		286	343315	0	0	343315	0.16	343315	0	343315	0.16	0	0.15	0	0		188915
	OCB		4	86800	0	0	86800	0.04	86800	0	86800	0.04	0	0.04	0	0		6000
	Sub-Total (B)(3)		8245	65566152	0	0	65566152	31.22	65566152	0	65566152	31.22	12600000	33.27	0	0	NA	64273752
	Total Public Shareholding (B)= (B)(1)+(B)(2)+(B)(3)		8254	67026600	0	0	67026600	31.92	67026600	0	67026600	31.92	12600000	33.89	0	0	NA	65666200

