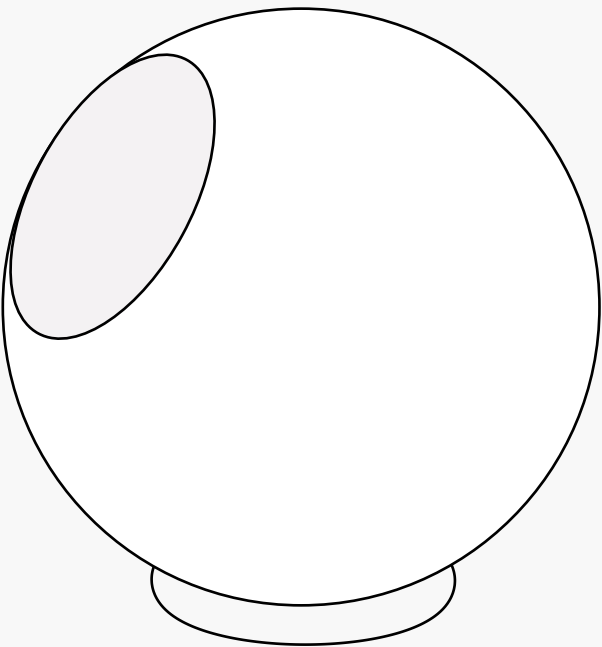


recozy⁺light

Circ Table lamp

Operating and Safety Instructions



Index

Explanation of symbols 3

Introduction 3
Intended usage 3
Scope of delivery 3

Data sheet 4
Technical data 4
Description 4

Safety 5-6
Safety instructions 5-6

Installation 6
Caution 6
Luminaire installation 6
Switching luminaire on and off 6


Light replacement 7

Maintenance and cleaning 7


Disposal 7

Warranty and service 8
Warranty 8
Service address 8
Manufacturer 8


Explanation of Symbols




Read instructions!




Risk of injury or death for infants and children!




This luminaire is for indoor use only, in dry and enclosed areas.




Warning! Risk of electric shock!




Protection class II



Use eco-friendly disposal techniques for the device and package!




Observe warning and safety instructions!




Declaration of Conformity – Products marked with this symbol comply with all applicable legislation of the European Economic Area.

Introduction

 Congratulations, and thank you for purchasing your new Recozy luminaire. The instruction manual is included with this product and contains important information regarding safety, usage, and disposal. Please take the time to familiarise yourself with all operating and safety instructions before using the product. Only use the product as described and for its intended purposes. When passing the product on to others, please provide all relevant documents. Before using the product, ensure the correct voltage and all parts are assembled correctly.

Intended Usage:

 This luminaire is suitable for indoor use only in dry and enclosed rooms. This device is intended for use in private households only and is unsuitable for commercial or industrial use. Please note that this product is designed for regular operation and should not be used in any way that exceeds its intended purpose or specifications.

Scope of Delivery:

Upon receiving your package, immediately check the contents to ensure all components are included and in proper condition. The following components are included in this package:

- 1 table lamp
- 1 LED light bulb (already installed)
- 1 instruction manual

Data sheet

Circ
Table lamp

Item number: 1402, 1403 & 1408

Technical data

Light bulb: LED E14
Lamp socket: E14
Protection class: IP 20

Light colour: 2200-2700 K
Luminous flux: 470 lm
Input: (max.) 6 W
Voltage: 230 V
Burning period: about 25.000 hours

Product features:

Circ - (Item number 1402 & 1403)
Dimensions:
Height 18 cm, Ø 18,5 cm

Circ Plus - (Item number 1408)
Dimensions:
Height 26 cm, Ø 22 cm

Textile cable

Length:
1,5 m


Diameter:
ø 6 mm

Dimming:

Gradual dimming (100 %, 55 %, 15 %)

Description

- 1 Light bulb
- 2 Toggle switch
- 3 Power plug
- 4 Lampshade
- 5 Base



McShine
1452286

A

B

C


D

E

F

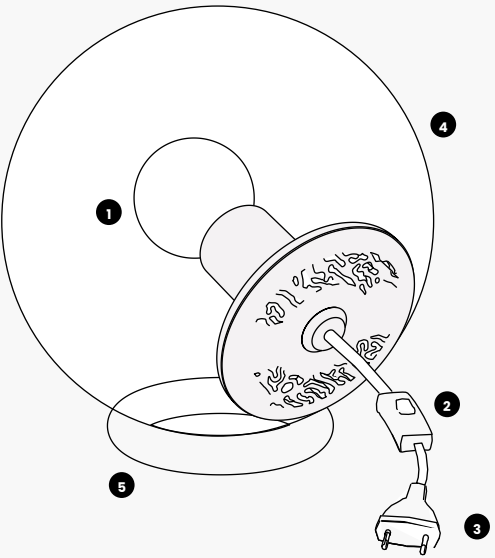
G

4 kWh/1000h



2019/2015

We recommend using an illuminant of a maximum of 6 W.



Safety

Safety instructions



In case of damages caused by disregarding this operating manual, the warranty claim will be void. No liability is accepted for consequential damages. No liability is accepted for property damage or personal injury caused by improper handling or failure to observe the safety instructions.



Risk of injury or death for infants and children! Never leave children unsupervised with packaging material. There is a risk of suffocation caused by packaging material. Children often underestimate the dangers. Children aged 8 and above can use this device, and people with reduced physical, sensory or mental capabilities or lack of experience and knowledge if they are supervised or instructed in the safe use of the device and understand the resulting dangers. Children are not allowed to play with the device. Children must only carry out cleaning and user maintenance with supervision.

Risk of injury! Do not leave the lamp or packaging carelessly lying around. Plastic films, plastic parts, etc., could become dangerous toys for children. Avoid the risk of electric shock. If the lamp is exposed to solid disturbances, it may result in impairments from which it will recover independently. Before connecting the luminaire to the power supply, check the power plug for any damage. Never use the luminaire if you notice any damage.

Contact the service address or an electrician in case of damage, repairs or other problems with the lamp.



Avoid contact of the luminaire with water or other liquids. Never open any electrical components (such as switch, socket, etc.) or insert any objects into them. Such interferences pose a risk of electric shock.

Only hold the insulated area of the power plug when connecting or disconnecting from the power source! To prevent hazards, any damaged outer flexible cable of this lamp must be replaced exclusively by the manufacturer, its service representative or a comparable specialist.

Before use, ensure that the existing power voltage matches the required operating voltage of the luminaire (see „Technical Data“). Always disconnect the power plug before installing, disassembling, cleaning, or if you're not going to use the luminaire for a while. Do not install the luminaire on damp or conductive surfaces.

Use bulbs only in a dry environment. This luminaire is not suitable for external dimmers and electronic switches. The correct way to behave is: Place the luminaire to protect it from moisture and dirt. Always be attentive!

Warning: Do not cover the luminaire with objects. Excessive heat can cause a fire.

During operation, do not look into the light source from a close distance. Avoid using optical devices to peer directly into the light source.

Remove the plug from the power plug to disconnect the lamp from the power supply. Use only light bulbs as described in the „Technical Data“ chapter.

Installation

Caution:

- Read all instructions and warnings carefully before using this product.
- Inspect the device for visible damage before usage.
- Do not place the table lamp in an environment with high temperatures.
- Keep the table lamp away from open flames or scorching environments.
- Do not expose the table lamp to moisture, and never submerge it in liquid.
- Ensure that the table lamp is always dry.
- Do not disassemble this table lamp, and do not attempt to repair or modify it in any way

Luminaire installation:

- **Note:** Remove all packaging material from the product.
- Connect the power plug to a properly installed power outlet.

Your luminaire is now ready for operation.

Switching luminaire on / off:

- Switch on or off the luminaire with the toggle switch.
- If you want to dim the light, use the 3-step dimming function by switching the luminaire on and off with the toggle switch. This will gradually dim the light bulb.

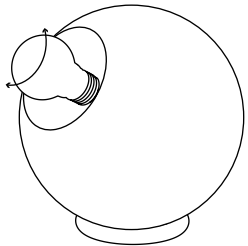
Light Replacement:

Switch off the luminaire.

Warning: Risk of electric shock! Disconnect the power plug from the power outlet first. **Caution! Risk of burns from hot surfaces!** Allow the luminaire to cool entirely before changing the light bulb. Use a clean, lint-free and dry cloth when changing the light bulb.

1. Unscrew the defective light bulb counterclockwise from the lamp socket.
2. Screw a new light bulb clockwise into the lamp socket. Connect the power plug to a properly installed power outlet.

Your luminaire is now ready for operation.



Maintenance and Cleaning

Switch off the luminaire. **Warning: Risk of electric shock!** Disconnect the power plug from the power outlet first. **Caution! Risk of burns from hot surfaces!** Allow the luminaire to cool completely. **Warning: Risk of electric shock!** You should never clean the lamp with water or other liquids for electrical safety reasons, nor should it be submerged in water. Do not use solvents, gasoline or similar substances. The lamp could be damaged. Use only a clean, lint-free and dry cloth for cleaning. Connect the power plug to a properly installed power outlet.

Disposal



With this logo, we would like to show that we are a customer of the „Green Dot“ system and want to comply with our obligations for system participation according to the Packaging Act. The packaging is made of environmentally friendly materials to be disposed of at local recycling centres.

Please pay attention to the labelling of the packaging materials when separating waste. They are labelled with abbreviations (a) and numbers (b) with the following meanings: 1-7: Plastics / 20-22: Paper and cardboard / 80-98: Composite materials.



In the interest of environmental protection, please do not dispose of your product in household waste when it is no longer needed. Instead, dispose of it properly or return it to us using the Recozy Exchange Program. The product will be recycled and reintegrated into our production cycle. **For more information, visit www.recozy.de.**

Warranty and Service

The warranty period is 24 months from the date of purchase. This includes a 6-month guarantee from the date of purchase. The geographical scope of the warranty protection is Europe-wide. The invoice serves as proof of purchase. The product has been thoroughly tested for quality and functionality before shipping.

The warranty will be voided in the following cases:

- If the installation is faulty.
- If the system is modified without our approval.
- If the damages are caused by moisture, drops or damaged cables.
- If no proof of purchase is available.

WEEE-Reg.-Nr. DE 88159560

Service address:

Sustainable Manufacturing GmbH
Industriepark 7
27777 Ganderkese
Germany
Tel.: 0049 4222 7989902
E-Mail: info@recozy.de
www.recozy.de

Manufacturer:

Sustainable Manufacturing GmbH
Industriepark 7
27777 Ganderkese
Germany
Tel.: 0049 4222 7989902
E-Mail: info@recozy.de
www.recozy.de



This product meets the requirements of the applicable European and national regulations. Conformity has been demonstrated. Corresponding declarations and documents are kept on file by the manufacturer.