

# **User Manual for POGS 'The Elephant' Wired**

---



**POGS**

**Kids only headphones**

**POGS 'The Elephant' Wired Headphones for kids**

On-ear headphones

# Contents

---

Contents	2
Welcome to POGS	3
Contact	3
What's in your box?	3
Getting started	4
Remote control with the microphone	4
Adjusting your headphones	5
Connecting multiple POGS together	5
Caring for your POGS headphones	6
Note	6
Caring for our Planet	7
Having Trouble?	7
For your safety	8
Important safety instructions	8
Protect your hearing	8
Beware of your surroundings	9
Caution FCC and IC statement for users (USA & Canada only)	9
FCC Radiation Exposure Statement	9
FCC Interference Statement	9
Declaration of conformity	10
Please note	10

# Welcome to POGS

---

Thank you for buying POGS headphones. POGS have been designed specifically for kids to enjoy music and other content in a safe, creative and sustainable way with great sound experience. We recommend that you take a few minutes to read through this manual, so you can get the most out of your headphones. We hope you enjoy your POGS and please contact us in case something isn't as you expected.

## Contact

If you would like to contact us, you can send an email to [hello@pogsheadphones.co.uk](mailto:hello@pogsheadphones.co.uk). We would love to hear from you!

Please include the order number for us to process your question. You will find the order number on the order confirmation you received by email.



## What's in your box?

---

Your POGS box contains:

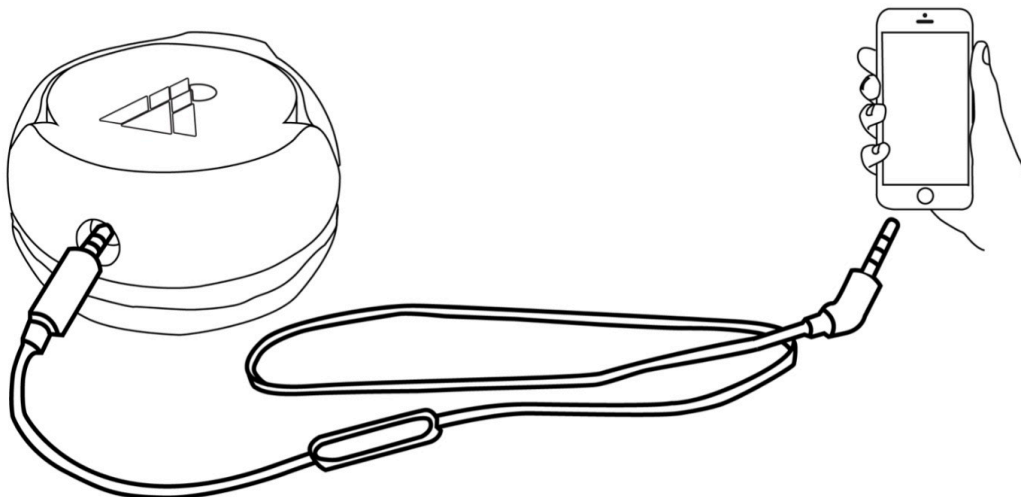
- 1 x POGS 'The Elephant' wired headphones
- 1 x QuickSafe cable with 3,5mm plug to connect POGS to your media device
- 1 x POGLink cable with 3,5mm plug to link up to other POGS headphones
- 1 x Quick Start Guide to get you started



## Getting started

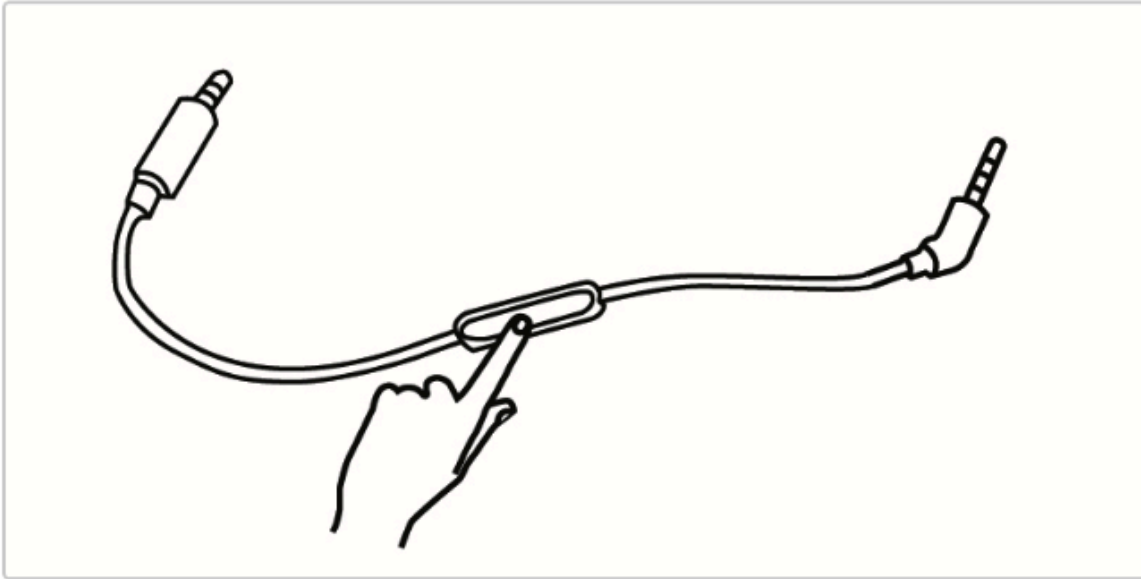
---

Getting started is easy with the POGS 'The Elephant' wired headphones. Insert the QuickSafe cable plug into the round output on your POGS, and the angled plug goes into your device. See picture below. You are now ready to use your POGS headphones.



### Remote control with the microphone

The QuickSafe cable has an integrated remote button. Pressing this button once allows you to pause the music. Pressing it once more will play the music again.



If you are connected to your mobile phone and you receive a call, press the button once to pick up the call. Pressing it once more will end the call. There is a microphone integrated in the remote-control button which allows you to talk with friends.

When connected to an Android or an Apple device, pressing the button for more than 3 seconds will activate the Google assistant or Siri.

### **Adjusting your headphones**

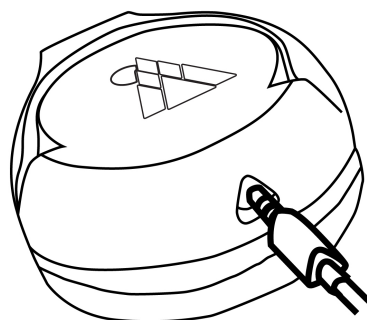
Adjust the headband to fit your head size to optimize audio and wearing comfort.

The ear cushions should comfortably rest on your ears and the headband should rest on your head.



### **Connecting multiple POGS together**

You can share content, like music, with another POGS headphones by using the POGLink cable.



1. Connect the triangular POGLink cable to the triangular plug hole in the left speaker.
2. Connect the other end of the POGLink cable to another POGS headphones.



## Caring for your POGS headphones

---

- We recommend that you clean the headphones regularly.
- Turn your POGS headphones off and remove all cable connections before you start cleaning.
- You can remove any dust or light dirt with a dry microfiber cloth.
- You can wipe off more stubborn dirt with a cloth which has been slightly dampened with water.
- Then, immediately wipe the damp surfaces off with a soft cloth without applying pressure.

## NOTE

---

Liquid can destroy your POGS headphones' electronics!

- Make sure that no liquids of any kind penetrate the headphones.
- Do not, in any case, use solvents or abrasive cleaners.

We would love for you to use our products for a long time, and the products have been developed to withstand a lot of rough handling. Nevertheless, it is possible that after a lot of use, the cables have been twisted just a few times too often. Rather than

disposing of your POGS, you can replace the cables on our Accessories page, located [here](#).

## Caring for our planet

---

POGS cares for our kids and our planet. Please take care when disposing of your POGS headphones after they have reached the end of their lifecycle. Additionally, POGS invests 10% of our profits to planting new trees.

This symbol means the product must not be discarded as household waste, and should be delivered to an appropriate collection facility for recycling. Proper disposal and recycling help protect natural resources, human health and the environment. For more information on disposal and recycling of this product, contact your local municipality or disposal service. This ensures that old devices are recycled in a professional manner and also rules out negative consequences for the environment.



Your POGS are RoHS compliant (Directive 2011/65/EU and UK The Restriction of the Use of Certain Hazardous Substances in Electrical and Electronic Equipment Regulations 2012, and its amendments), on the restriction of the use of certain hazardous substances in electrical and electronic equipment.

Your POGS are REACH compliant (Regulation No. 1907/2006), which addresses the production and use of chemical substances and their potential impacts on human health and the environment. Article 33(1) of REACH Regulation requires suppliers to inform the recipients if an article contains more than 0.1 % (per weight per article) of any substance(s) on the Substances of Very High Concern (SVHC) Candidate List ('REACH candidate list'). This product contains the substance "lead" (CAS-No. 7439-92-1) in a concentration of more than 0.1% per weight. At the time of release of this product, except for the lead substance, no other substances of the 'REACH candidate list' are contained in a concentration of more than 0.1% per weight in this product.

Your POGS have built-in battery that lasts for the lifetime of the product; removal is not possible for the user. Recycling or recovery centres should handle the dismantling of the product and the removal of the battery. If, for any reason, it becomes necessary to replace such a battery, this procedure must be performed by POGS. In the European Union and other locations, it is illegal to dispose of any battery with household trash. All batteries must be disposed of in an environmentally sound manner. Contact your local waste-management officials for information regarding the environmentally sound collection, recycling and disposal of used batteries.

## Having trouble?

---

We are sorry to find that you are having trouble using your POGS. The following advice should help you to solve problems. If this does not help, there are more you detailed FAQs on our website. And we are more than happy to help any queries you have, please reach out to us via email [hello@pogsheadphones.co.uk](mailto:hello@pogsheadphones.co.uk).

Problem	Possible cause	Solution
I don't hear any sound in one or both speakers.	The cable is not connected properly.	Push the cable <u>firmly</u> into the speaker and in the device, you are playing from to make sure they are both connected properly.
	The POGLink cable is used instead of the QuickSafe cable to connect your POGS to your device.	Use the QuickSafe cable (with the round plugs) to connect your POGS to your device. Insert the round QuickSafe cable plug into the round output on your POGS. The angled plug goes into your device.
	The volume has been set too low.	Increase the volume on your device.

## For your safety

### Important safety instructions

1. Read and keep these instructions.
2. Follow all instructions and warnings.
3. Clean only with a dry cloth.
4. Use only attachments/accessories specified by POGS.
5. Refer all servicing or repairs to POGS (<http://www.pogsheadphones.co.uk>).
6. Do not expose your headphones to rain, dripping, splashing or moisture of any kind. For instance, do not use your headphones outdoors during a thunderstorm, as this may result in electric shock or malfunction of your headphones.

### WARNING

#### Protect your hearing



Although POGS are volume-limited headphones, the WHO recommends limiting the use of headphones to no more than 2 hours per day. Extended listening may negatively impact hearing.



## **Beware of your surroundings**

Your headphones significantly dampen external noise. Do not in any case wear your headphones when you are required to pay attention to your surroundings.

### **CAUTION**

- ⚠ Don't disassemble, crush, puncture, short external contacts, expose to temperature above 60°C (140°F), sunshine, or expose to extremely low air pressure, or dispose of in fire or water.
- ⚠ Ensure that the headphones do not become wet. Protect them from moisture, heat (e.g. during the summer in cars) and mechanical influences (e.g. severe shocks, pressure and dropping).

### **Caution FCC and IC statement for users (USA and Canada only)**

This device complies with part 15 of the Federal Communication Commission (FCC) Rules. Operation is subject to the following two conditions: (1) This device may not cause harmful interference, and (2) this device must accept any interference received, including interference that may cause undesired operation. CAN ICES-003(B)/NMB-003(B)

### **FCC Radiation Exposure Statement**

This equipment complies with FCC radiation exposure limits set forth for an uncontrolled environment. This transmitter must not be co-located or operating in conjunction with any other antenna or transmitter.

### **FCC Interference Statement**

This equipment has been tested and found to comply with the limits for a Class B digital device, pursuant to Part 15 of the FCC Rules. These limits are designed to provide reasonable protection against harmful interference in a residential installation. This equipment generates, uses and can radiate radio frequency energy and, if not installed and used in accordance with the instructions, may cause harmful interference to radio communications. However, there is no guarantee that interference will not occur in a particular installation.

If this equipment does cause harmful interference to radio or television reception, which can be determined by turning the equipment off and on, the user is encouraged to try to correct the interference by one or more of the following measures:

- Reorient or relocate the receiving antenna.
- Increase the separation between the equipment and receiver.
- Connect the equipment into an outlet on a circuit different from that to which the receiver is connected.
- Consult the dealer or an experienced radio/TV technician for help.

Caution: Changes or modifications not expressly approved by POGS could void the user's authority to operate the equipment.

## **Declaration of Conformity**

---

POGS B.V. hereby declares that this product has been tested and is compliant according to the test standard EN 60065:2014 + A11: 2017.

FCC SDOC supplier's declaration of conformity  
POGS B.V. hereby declares that this equipment follows the FCC Part 15 Subpart B.

### **Please note**

The information in this document may change without prior notice, and in no way constitutes any liability on the part of POGS B.V.

No part of this manual may be reproduced in any form or be broadcasted in any way electronically, mechanically, by photocopy or recording without the written permission of POGS B.V.