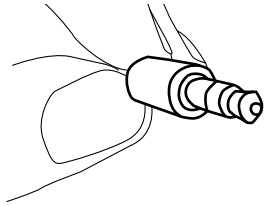


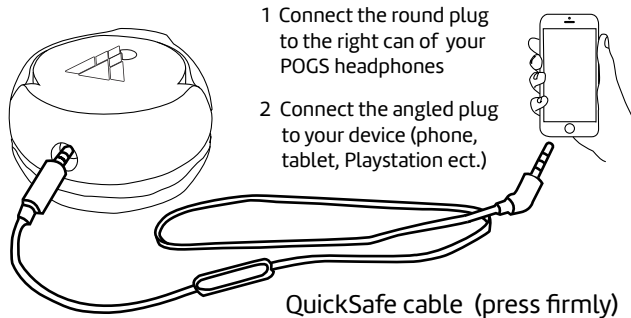
Quick Start Guide

Get started in 3 steps

- 1** Select the QuickSafe Cable (with the round  plug)

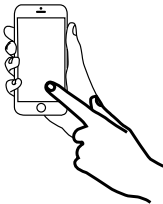


- 2** Connect the headphones to the device of your wish



- 1 Connect the round plug to the right can of your POGS headphones
- 2 Connect the angled plug to your device (phone, tablet, Playstation ect.)

- 3** Control your sound on the connected device



POGS Wired 'The Elephant'


What else can I do?

- A** Share music using POGlink

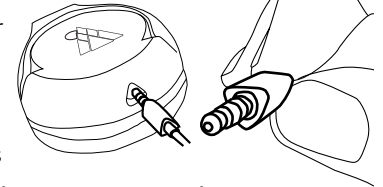


QuickSafe cable

POGlink cable (press firmly)

- 1 Connect the triangular  plug to the left can of your POGS headphones

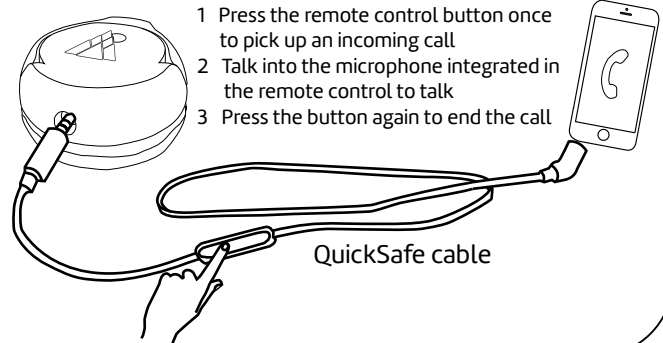
- 2 Connect the other end of the POGlink cable to another POGS headphones



- C** Play/ Pause music with remote control

Press the remote control button on the QuickSafe cable to play/ pause music

- B** Talk to friends



- 1 Press the remote control button once to pick up an incoming call
- 2 Talk into the microphone integrated in the remote control to talk
- 3 Press the button again to end the call

QuickSafe cable